



Republic of the Philippines  
**VISAYAS STATE UNIVERSITY**  
Visca, Baybay City, Leyte

SCAN HERE



PR-2022-0620-39543

*Q. P. L. A. J. W. O. A.*

## PURCHASE REQUEST

PR No.: **GF-2022-06-00835**

Date: **06-20-2022**

Dept./Office: **ARIC**

Section/End-User: **Jo Jane D. Atok**

Category: **Laboratory  
Equipment**

Funding Source: **General Fund - CO**

Project Title/Code: **PRCRTC-Genomics**

Item #	Item Description	Unit	Qty	Unit Cost	PAR/ICS	Total Cost
1	Laboratory Furnitures and Tables	lot	1	2,000,000.00		2,000,000.00

### Specification:

#### Four (4) Sets Central Bench with Reagent Rack, Overhead Cabinet, and Movable cabinet

- Overall Dimension: 2000 x 1240 x 900 mm WDH
- Two Sections Overhead Cabinet & Reagent Rack Dimension: 1800 x 380 1270 mm WDH
- Movable Cabinet Dimension: 530 x 560 700 mm WDH, with lock-unlock casters
- Frame: Steel structure
- Table Top: at least 12.7 mm thickness corrosion-resistant white phenolic resin board with at least 25.4 mm thickness edge sealing
- Overhead and movable Cabinets: High-quality galvanized steel sheet, surface coated with epoxy powder. For movable cabinet, two (2) units single door cabinet with single drawer and two (2) units 4-drawer cabinet. All with lock-unlock casters
- Power-socket: Four power sockets attached to the frame of the overhead cabinet; 220V
- Slideway: Three-section slide rail, no noise.
- Hinges: Open type high-quality hinges, self-closing
- Handle: Aluminum dark handle
- Color: Tabletop and body should be WHITE resin board while the overhead and movable cabinets should have an AEGEAN BLUE accent.

#### Two (2) Sets Central Cabinet with Movable Cabinet

- Overall Dimension: 2000 x 1240 x 900 mm WDH
- Movable Cabinet Dimension: 530 x 560 700 mm WDH, with lock-unlock casters
- Frame: Steel structure
- Table Top: at least 12.7 mm thickness corrosion-resistant white phenolic resin board with at least 25.4 mm thickness edge sealing
- Movable Cabinets: High-quality galvanized steel sheet, surface coated with epoxy powder. For movable cabinet, two (2) units single door cabinet with single drawer and two (2) units 4-drawer cabinet. All with lock-unlock casters
- Power socket: Three back-to-back power sockets are attached in the middle of the table; 220V
- Slideway: Three-section slide rail, no noise.
- Hinges: Open type high-quality hinges, self-closing
- Handle: Aluminum dark handle
- Color: Tabletop and body should be WHITE resin board while the movable cabinet should have an AEGEAN BLUE accent.

### **Three (3) Sets Side Bench with Sink, Built-in Cabinet & Pegboard**

- Dimension: 1240 x 700 x 900 mm WDH
- Frame: Steel Structure
- Cabinet: High-quality galvanized steel sheet, surface coated with Epoxy powder. The built-in cabinet consists of one (1) double-door cabinet and one (1) Single-door cabinet. The Single door cabinet should have shelves of at least 2
- Table Top: at least 12.7 mm thickness corrosion-resistant white phenolic resin board with at least 25.4 mm thickness edge sealing
- Hinges: Open type high-quality hinges, self-closing
- Handle: Aluminum dark handle
- One set PP Sink of 550 x 450 x 310 mm plus a three-way outlet faucet and one (1) drop water pegboard.
- Color: Tabletop and body should be WHITE resin board while the movable cabinet should have an AEGEAN BLUE accent.

### **Six (6) Sets Side Bench with Movable Cabinet**

- Dimension: 2000 x 700 x 900 mm WDH
- Frame: Steel Structure
- Cabinet: High-quality galvanized steel sheet, surface coating with Epoxy powder. The movable cabinet consists of one single-door cabinet w/ one drawer and one (1) four-drawer cabinet with lock-unlock casters.
- Table Top: 12.7 mm thickness corrosion-resistant white phenolic resin board with 25.4 mm thickness edge sealing
- Hinges: Open type high-quality hinges, self-closing
- Handle: Aluminum dark handle
- Color: Tabletop and body should be WHITE resin board while the movable cabinet should have an AEGEAN BLUE accent.
- Power socket: Three power sockets at the back edge of the table; 220V
- Color: Tabletop and body should be WHITE resin board while the movable cabinet should have an AEGEAN BLUE accent.

### **Two (2) Sets of Side Bench with Built-in Cabinet**

- Dimension: 2000 x 700 x 900 mm WDH
- Frame: Steel Structure
- Cabinet: High-quality galvanized steel sheet, surface coated with epoxy powder. The built-in cabinet consists of a one (1) double-door cabinet with shelves
- Table Top: at least 12.7 mm thickness corrosion-resistant white phenolic resin board with at least 25.4 mm thickness edge sealing
- Hinges: Open type high-quality hinges, self-closing
- Handle: Aluminum dark handle
- Color: Tabletop and body should be WHITE resin board while the movable cabinet should have an AEGEAN BLUE accent.
- Power socket: Three power sockets at the back edge of the table; 220V
- Color: Tabletop and body should be WHITE resin board while the movable cabinet should have an AEGEAN BLUE accent.

### **Four (4) Sets of Wall-mounted Cupboard/Cabinet**

- Material: High-quality galvanized steel sheet
- Surface: Electro sprayed with epoxy-resin
- Door panel: High-quality galvanized steel with Glass Door
- Handle: Aluminum Dark-type handle
- Dimension: at least 1240 x 380 x 570 mm
- Doors: 3-door cabinet
- Layer per door: one removable shelf
- Color: WHITE

#### **Four (4) Sets Laboratory Stainless Steel Table Trolley, Wheeled**

- Stainless steel construction 18/10
- 2 or 3 trays
- Delivered fully welded
- 4 wheels including 2 with brakes with electroplated tread
- Stainless steel tube diam. 25 mm

#### **Ten (10) Sets Laboratory Stool/Chair, Goblet Foot**

- Anti-static stool
- Adjustable height: at least 40-60 cm
- Weight capacity: at least 300lbs
- Ergonomic with hip to mid-waist level back support
- With round footrest/ foot ring
- Anti-slip seat material: Rugged polyurethane
- No. of goblet foot 5
- Standard style w/polished aluminum base: 20"-30"
- Seat shape: Round
- Color: Black




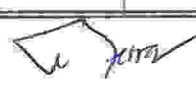

#### **Ten (10) Sets Laboratory Stool/Chair, Wheeled Foot**

- Anti-static stool
- Adjustable height: at least 40-60 cm
- Weight capacity: at least 300lbs
- Ergonomic with hip to mid-waist level back support
- With round footrest/ foot ring
- Anti-slip seat material: Rugged polyurethane
- No. of wheels 5
- Standard style w/polished aluminum base: 20"-30"
- Seat shape: Round
- Color: Black

#### **Post Sale: Supplier must provide**

- Provide certification for phenolic-resin tabletop
- Installation: Equipment and accessories installation, testing, and commissioning
- Technical and quality documentation (if applicable)
- Training: Provide operational and safety training (if applicable)
- Necessary accessories and fixtures during installation such as circuit breakers and other needed materials
- At-least 2 years product warranty

*Note: If White (tabletop) -AEGEAN BLUE (body/cabinets) is not available, White (body/cabinets) - Black (table-top) color combination is acceptable. Dimensions based on laboratory area.*

TOTAL										2,500,000.00	
Purpose: For laboratory use											
Checked by:						Funds Available:					
 <b>ELIZABETH S. QUEVEDO</b>						 <b>ALICIA M. FLORES</b>					
TWG - Laboratory Equipment						HEAD, BUDGET OFFICE					
Signature:		Requested by:		Noted by:		Approved by:					
 <b>JO JANE D. ATOK</b>		 <b>DILBERTO O. FERRAREN</b>		 <b>EDGARDO E. TULIN</b>							
Designation:		END USER		UNIT HEAD, PROJECT LEADER		PRESIDENT, VSU					