



VISAYAS
STATE UNIVERSITY



INSTITUTE FOR STRATEGIC RESEARCH AND DEVELOPMENT STUDIES

Visayas State University, PQVV+WJC
Visca, Baybay City, Leyte PHILIPPINES
Phone: +63 53 565 0600 Local 1049 & 1050
Email: isrds@vsu.edu.ph
Website: www.vsu.edu.ph



OFFICE PERFORMANCE COMMITMENT & REVIEW (OPCR)

I, **Lilian B. Nuñez**, Director, **Institute for Strategic Research and Development Studies**, commits to deliver and agrees to be rated on the attained targets in accordance with the indicated measures for the period **January - June 2024**.

Lilian B. Nuñez
LILIAN B. NUÑEZ
Director, ISRDS
Date: 7-15-24

Approved:

Lilian B. Nuñez
LILIAN B. NUÑEZ
College Dean
Date: 7-15-24

[Signature]
9/12/24

Appointment/Status	Position Title	Number
Permanent	Associate Professor V	1
Permanent	Associate Professor IV	1
Permanent	Assistant Professor III	1
Permanent	Science Research Specialist I	2
Permanent	Administrative Aide VI	1
Permanent	Administrative Aide III	2
TOTAL		8

Rating Equivalents:
5 - Outstanding
4 - Very Satisfactory
3 - Satisfactory
2 - Fair
1 - Poor

MFO No.	Success/Performance Indicator (PI)		Units/ Persons Responsible	Unit Target	Actual Accomplishments	Rating				Remark (Details of the targetted output indicators with **)
						Quality	Efficiency	Timeliness	Average	
MFO 1	ADVANCED EDUCATION SERVICES (40%)								4.792	1.917
	OVPI MFO 1. Graduate Degree Program Management Services								5.00	
	1	PI 1. Percentage of graduate school faculty engaged in research work applied in any of the following:								
		a. pursuing advanced research degree program (Ph.D) *	MJA Caparas	(1) = 33%	0					Faculty member resigned on June 1, 2024

	b.	actively pursuing in the last three (3) years (investigative research, basic and applied scientific research, policy research social science research)	4 Faculty members	100%	100.00%	5	5	5	5	
	c.	producing technologies for commercialization or livelihood								
	d.	whose research resulted in an extension program								
OVPI MFO 2. Graduate Student Management Services									4.583	
	PI 1: Percentage of graduate students enrolled in research degree programs *		4 Faculty members	100%	100	5	5	5	5	All 3 programs are research degree programs.
	PI 2: Percentage of accredited graduate programs *		4 Faculty members	100%	100	5	5	5	5	AACUP > MSDevSoc- Level 2 > MS/MLAM - Level 1
	PI 3: Number of graduate degree specializations offered and monitored *		4 Faculty members	3	3	5	5	5	5	MSDevSoc; MSLAM; MLAM
	PI 4: Total FTE coordinated, implemented & monitored*		4 Faculty members	10.00	5.33	4	4	4	4	0.25 Caparas; 2.08; 3.0 Tabada
	PI 5: Percentage increase in number of graduate students enrolled *		4 Faculty members	20%	41.7%	5	5	5	5	5 students added to 12
	PI 6: Percentage increase in number of students who graduated		4 Faculty members	100%	0	1	1	1	1	2 in 2023 and 2 in 2024
	PI 7: Number of graduate students awarded with honors/distinction *									
	PI 8: Number of graduate students advised *		4 Faculty members	10	20	5	5	5	5	MSDS - 11 regular + 6 irregular; MLAM - 3 irregular
	PI 9: Number of instructional materials developed *									
	On-line ready courseware				9	5	5	5	5	DSOC 205, 206, 208, 221, 232, 241, 247, 252, 299
	Flexible instructional materials/Supplemental learning resources				38	5	5	5	5	11 Caparas; 12 Delima; 15 Tabada
	Assessment tools				19	5	5	5	5	7 Caparas; 4 Delima; 8 Tabada
	Number of virtual classrooms created and operationalized				7	5	5	5	5	DSOC 205, 206, 208, 221, 247, 252, 299
	P1 10: Additional Outputs: A.8. Other outputs implementing the new normal due to COVID-19									

	Number of academe/industry linkages	4 Faculty members	2	3	5	5	5	5	KU Leuven, Ateneo de Manila University, Board of Investments
	Number of student organizations created								
MFO 2	HIGHER EDUCATION SERVICES (20%)							4.967	0.993
	PI1. Percentage of first time licensure exam takers that pass the licensure exams *		NA	NA					No undergraduate program
	PI2. Percentage of graduates (2 years prior) that are employed *		NA	NA					
	PI3. Percentage of undergraduate student population enrolled in CHED-identified and RDC-identified priority programs *		NA	NA					
	PI4. Percentage of undergraduate programs with accreditations *		NA	NA					
	PI5: Total FTE, coordinated, implemented and monitored *		NA	NA					
	A9: Actual Faculty's FTE	4 Faculty members	42.00	25.35	5	5	5	5	10.5 Caparas; 5.25 Delima; 9.6 Nunez
	A10. Number of grade sheets submitted within prescribed period	4 Faculty members	10	10	5	5	4	4.67	4 Caparas; 4 Nunez; 2 Delima
	A12: Number of trainings attended related to instruction	4 Faculty members	4	6	5	5	5	5	1 Caparas; 2 Delima; 2 Nunez; 3 Tabada
	PI8: Number of students advised: *								
	<i>On thesis/ field practice/special problem</i>			7	5	5	5	5	2 Caparas; Nunez-2 (1 with 4 members)
	<i>No. of approved manuscript submitted within prescribed period</i>			4	5	5	5	5	2 Caparas; 2 Nunez
	<i>On consultation</i>	4 Faculty members	100	103	5	5	5	5	64 Nunez; 34 Delima; 5 Caparas
	PI9: Number of student organizations advised/								
	<i>Student organizations advised</i>								
	<i>Student organizations assisted on student related activities</i>								
	PI 10: Number of instructional materials								
	On-line ready courseware			3	5	5	5	5	Soci 11; Scio 11, ScSc 13n
	Flexible instructional materials			28	5	5	5	5	11 Caparas; 12 Delima; 5 Nunez

	Assessment tools			13	5	5	5	5	6 Caparas; 4 Delima; 3 Nunez
	Number of virtual classrooms created and operationalized			3	5	5	5	5	Soci 11; Scio 11, ScSc 13n
	PI 11: Additional Outputs								
MFO 3	RESEARCH SERVICES (10%)							3.846	0.385
	PI 1. Number of research outputs in the last three (3) years utilized by the Industry or by other beneficiaries *	4 Faculty members	2	3	5	5	5	5	3 Caparas
	PI 2. Number of research outputs completed within the year *	4 Faculty members	2	2	5	5	5	5	1 Caparas; 1 Delima
	PI 3. Percentage of research outputs published in internationally-refereed or CHED recognized journal within the year (2%) *								
	<i>In refereed international journals</i>	4 Faculty members	1	1.5	5	5	5	5	1 Delima (More than just Food); 1 Caparas (article under review)
	<i>In refereed national/ regional journals</i>	4 Faculty members	1	1	5	5	5	5	1 Caparas et..al. (BIDANI)
	PI 4. No. of research proposals submitted/endorsed for external funding	All Staff	1	0	2	2	2	2	
	PI 4. Number of research outputs presented in regional/national/ int'l fora/conferences *								
	<i>In international fora/conferences</i>	4 Faculty members	1	0	1	1	1	1	
	<i>In national/ regional fora/ conferences</i>	4 Faculty members	1	0	1	1	1	1	
	PI 5. Percent of research proposals approved *	All Staff	1	0	1	1	1	1	
	PI 12. No. of research collaboration/partnership with LGUs	Researchers	1	3	5	5	5	5	Ormoc City, Brgy Cabintan Ormoc City, Merida
	PI 29. No. of publications qualified for VSU publication incentive award	Researchers	1	1	5	5	5	5	Delima: More than just Food Caparas: BIDANI
	Additional outputs*								
	PI 3. No. of research projects conducted or completed on schedule	Researchers	2	4	5	5	5	5	KTP, GAD Studies, Colonial, Assessment





	PI 6. Amount of research money generated from external funding (thousand PHP)	Researchers	808	830,480.00	5	5	5	5	KTP Year2
	PI 7. Amount of research money generated from institutional funding (thousand PHP)	Researchers	100K	259K	5	5	5	5	GAD Studies- 209,359.60; Colonial- 50k
	No. of research-related awards (research conducted by faculty or student w/ faculty)								
MFO 4	EXTENSION SERVICES (20%)							4.684	0.937
	PI 1. Number of person-days trained weighed by length of training	Extension project implementers	1000	1232.5	5	5	5	5	BIDANI, BIDA-BMIS: 982.5 BIDANI-PNEA: 250
	PI 2. Number of trainings conducted		21	9	3	3	3	3	BIDANI, BIDA-BMIS: 4 BIDANI-PNEA: 4; MAGPANGUAPA-1
	PI 3. Number of IEC materials/technoguides developed		7	8	5	5	5	5	BIDANI, BIDA-BMIS: 2 BIDANI-PNEA: 6
	PI 4. Number of beneficiaries served								
	Groups		10	10 LGUs 92 brgys 6 others	5	5	5	5	LGUs: Baybay, Inopacan, Hindang, Hilongos, Ormoc ITOURCO, BDC, PCC, VSU, VSUA, HNPC
	Individuals		250	986	5	5	5	5	BIDA-BMIS- 786 barangay council members , PNEA - 200 Barangay Nutrition Scholars, HNPC Members, C/MNC Members
	PI 5. Number of technical/expert services								
	Research Mentoring		2	0	1	1	1	1	
	Peer reviewers/Panelists		1	3	5	5	5	5	3 Tabada AUDRN Conference/ Anticipatory Technologies/Lessons from Locally-led climate adaptation initiatives in the Asia Pacific: Putting Principles into Practice

	<i>Resource Persons</i>		5	15	5	5	5	5	4 Edullantes, 4 Gisulga, 2 Caparas, 3 Nunez, 2 Tabada - WEE Webinar 19/Economics
	<i>Convenor/Organizer</i>		1	1	5	5	5	5	Delima: Good University FGDs
	<i>Consultancy</i>			1	5	5	5	5	Tabada (LEIZ-BOI)
	<i>Evaluator</i>		3	13	5	5	5	5	5 Edullantes; 5 Gisulga -RNET-NNC 3 Tabada AIHR: CCDRRM/ GAD/Governance
	PI 6. Number of extension projects conducted and/or completed on schedule		4	5	5	5	5	5	MAGPANGUAPA, BDC, COLLABDev, BIDANI, RLGU
	PI 7. Number of extension proposals submitted		4	5	5	5	5	5	MAGPANGUAPA, BDC, COLLABDev, BIDANI, RLGU
	PI 8. Percent of extension proposals approved		100	100	5	5	5	5	
	<u>PI 9.</u> Amount of extension money generated from external funding	BIDANI Program staff	200	1,246,000	5	5	5	5	Baybay LGU - BIDA/BMIS 946,000, PNEA 100,000; Hindang LGU-Nutripak 200,000
	<u>PI 10.</u> Amount of extension money generated from institutional funding	Director for Extension	300	329,638.86	5	5	5	5	BIDANI-144,123.55, COLLABDev-49,041.18, MAGPANGUAPA-38,432.95, BDC-48,041.18, LRLGU-50,000
	PI 11. Number of extension-related awards (extn. conducted by faculty or student & faculty) *								
	<u>PI 12.</u> Number of active partnerships with LGUs, industries, NGOs, NGAs, SMEs, and other stakeholders as a result of extension activities *	All Staff	10	15	5	5	5	5	LGUs: Baybay, Inopacan, Hindang, Hilongos, Ormoc; ITOURCO, BDC, PCC, VSUI, VSUA, HNPC, NNC-R8; Silverynanos, India; Padcare, India; Davao City Water District
	<u>PI 14.</u> Number of extension programs organized and supported consistent with the SUC's mandated and priority programs *	All Staff	4	5	5	5	5	5	MAGPANGUAPA, BDC, COLLABDev, BIDANI, RLGU

	PI 15. Percentage of beneficiaries who rated the training course/s and advisory services as satisfactory or higher in terms of quality and relevance*	All Staff	95%	98%	5	5	5	5	100% Edullantes; 100% Gisulga; 80% Caparas
	Additional outputs *								
	PI 17. Number of extension delivery services conducted/coordinated/participated: field demo, field days, agri-exhibit, techno forum, techno festival								
MFO 5	Support to Operations (5%)							4.300	0.215
	OVPI MFO 1. Faculty Development Services								
	PI 1: Number of faculty pursuing advanced research degree programs (PhD) facilitated, monitored and assisted *	Caparas, MJA	1	0					Ms. Caparas resigned from VSU effective June 1, 2024.
	OVPI MFO 2. Faculty Recruitment/Hiring Services								
	PI 2: Number of faculty recruited/hired based on needed competencies and aligned with ISO standards *	ISRDS Personnel Committee	1	0.5	3	3	3	3	Hiring in progress: 1 regular Instructor and 1 part-time instructor
	OVPI MFO 3. Faculty Evaluation Services								
	PI 3: Number of seminars/trainings/conventions/workshops coordinated for entire university *	All Staff	1	1	4	4	4	4	Series of FGDs on Good University
	PI 4: Number of seminars/trainings/conventions/workshops coordinated outside of the university *								
	PI 5: Percentage of faculty rated by students with at least very satisfactory rating in 50% of the subjects evaluated *	4 Faculty members	100%	100%	5	5	5	5	
	PI 6: Number of in-house seminars/trainings/workshops/reviews conducted or attended*	All Staff	10	4	3	3	3	3	FOB, Turnitin, Vicarp Strat Plan, Seminar-Workshop Gender and Society
	PI 7: Additional outputs *								
	Number of faculty/staff awards/honors received related to operations support								

	OVPI MFO 4. Program and Institutional Accreditation Services								
	PI 1. Number of degree programs subjected to accreditation	All Staff	2	2	3	3	3	3	MSLAM & MLAM (postponed to July 8-12, 2024)
	Number of packaged documents prepared	All Staff	2	6	5	5	5	5	3 per program: PPP, Compliance Report, Supporting Documents
	PI 2. Number of degree programs which passed accreditation/evaluation at least level 1	All Staff	3	3	5	5	5	5	MSLAM, MLAM, MSDS
	PI 8. Compliance to all requirements thru the established/ adequate implementation, maintenance and improvement of the QMS of the core processes of the College/department under ISO 9001:2015*	All Staff	90%	100%	5	5	5	5	
	PI 9. Response to NC and CAR issuances								
	Percentage of NCs received and acted upon	All Staff	0%	100%	5	5	5	5	
	Percentage of CARs received and acted upon	All Staff	0%	100%	5	5	5	5	
MFO 6	General Admin. & Support Services (GASS) (5%)							4.286	0.214
	PI 1. Submission of College/Department PPMP for the following year within deadline as prescribed by BAC*	dDRCs	4	7	5	5	5	5	
	PI 2. Zero percent complaint from clients served	All Staff	0%	100% no complaint	5	5	5	5	
	PI 3. Number of coaching sessions among faculty & staff**	Director	10	3	3	3	3	3	
	PI 4. Number of planning sessions, tracking and monitoring of targets, etc. conducted to ensure attainment of department targets**	Director	2	1	3	3	3	3	
	PI 5. Number of monthly/special faculty & staff meetings conducted**	All Staff	10	5	5	5	5	5	
	Administrative and facilitative services	Admin. Aides	100/month	280/month	5	5	5	5	
	PI 3: Additional Outputs								
	Percentage utilization of budget for the year	All Staff	100%	60%	4	4	4	4	

	Number of Best practices/new initiatives in academic units' management replicated/benchmarked by other depts/ agencies *								
Total Over-all Rating	26.874								
Average Rating	4.661								
Adjectival Rating	Outstanding								

Received by:  TONI MARC L. DARGANTES Planning Office Date: <u>JUL 15 2024</u>	Calibrated by:  ELWIN JAY V. YU Chairperson, PMT Date: <u>7/15/24</u>	Recommending approval:  ROTACIO S. GRAVOSO Vice President for Academic Affairs Date: <u>07/22/24</u>	Approved:  PROSE IVY G. YEPES President Date: <u>9/6/24</u>
---	---	--	---

- * To indicate in the remarks column the details of the targetted outputs for easy review and calibration.
- ** No percentage weight for ranking purposes since these are activities only expected to be performed at the department level