



VISAYAS

STATE UNIVERSITY



DEPARTMENT OF METEOROLOGY

1st Floor Annex Engineering Building
Visca Baybay City, Leyte 6521-A
Email Address: meteorology@vsu.edu.ph
Website: www.vsu.edu.ph

20 JAN 2023

009-237



OFFICE PERFORMANCE COMMITMENT & REVIEW (OPCR)

I, **CHARLIE S. ANDAN**, Head of the Department of Meteorology, commits to deliver and agree to be rated on the attainment of the following targets in accordance with the indicated measures for the period **January - December 2022**.

CHARLIE S. ANDAN

Department Head

Date: 23 December 2022

JANNET C. BENCURE

College Dean

Date: 29 December 2022

INFORMATION ON PERSONNEL FULL-TIME TEACHING EQUIVALENT (FTE): *

Personnel	Number (1)	Min. FTE (2)	Min. FTE (2)	Total FTE (1)	RDE Commitments***		
					Research	Publication	Extension
Department Head		4.0	4.0	0.0	0	0	0
Faculty w/ Univ.		2.5	2.5	0.0	0	0	0
Regular Faculty (VSL)*		12.0	12.0	0.0	0	0	0
Regular Faculty (TLS)*		18.0	18.0	0.0	0	0	0
Part time Faculty		10.0	10.0	0.0	0	0	0
Admin Staff Members		0.0	0.0	0.0			

Rating Equivalents:
5 - Outstanding
4 - Very Satisfactory
3 - Satisfactory
2 - Fair
1 - Poor

TOTAL: 0.0 0 0 0

Note: * On vacation-sick-leave status. Ratio of Instruction and RDE commitments should be determined based on FTE of 18 units

** On Teacher's Leave status. Minimum FTE required is 18 units

*** Professors and Associate Professors are required to commit RDE outputs (Please Performance Indicators under Research (**UMFO 3**) and extension

MFO No.	MFO Description	Success/Performance Indicator (PI)	Units/Persons Responsible	Department Target	Actual		Rating				Remark
					% Accomplishment as of 31 Dec. 2022	Details of Accomplishments	Quality	Efficiency	Timeliness	Average	

MFO No.	MFO Description	Success/Performance Indicator (PI)	Units/Persons Responsible	Department Target	Actual		Rating				Remark
					% Accomplish ment as of 31 Dec. 2022	Details of Accomplishm ents	Quality	Efficiency	Timeliness	Average	
UMFO 1.	ADVANCED EDUCATION SERVICES										
	OVPAAs MFO 1. Graduate Degree Program Management Services										NA
	PI 1: Number of graduate degree specializations offered and monitored										
	PI 2: Total FTE monitored										
	PI 3: Percentage of students who graduated within the prescribed period										
	OVPAAs MFO 2. Graduate Student Management Services										
	PI 1: Percentage of graduate students awarded with honors/distinction										
	PI 2: Percentage of graduate students advised who rated the adviser/GAC member at least very										
	PI 3: Percentage of graduate school faculty engaged										
	a. Pursuing advanced research degree program										
	b. Actively pursuing in the last three years										
	c. Producing technologies for commercialization or livelihood improvement										
	d. whose research work resulted in an extension										
	Total Points:					Total n					
UMFO 2.	HIGHER EDUCATION SERVICES										
	OVPAAs MFO 1. Curriculum Program Management Services										
	PI 1: Total FTE Monitored		Dept. Head & Faculty	50	118%	59.00	5	5	5	5.00	
	PI 2: Percentage of undergraduate curricular program compliant to CMO approved and offered		Dept. Head & Faculty	0%							BS Met has no CMO yet
	PI 3: Average percentage passing in licensure exam		Dept. Head & Faculty								NA
	PI 4: Number of graduates in mandated programs graduated within the prescribed period		Dept. Head & Faculty								NA

MFO No.	MFO Description	Success/Performance Indicator (PI)	Units/Persons Responsible	Department Target	Actual		Rating				Remark
					% Accomplish ment as of 31 Dec. 2022	Details of Accomplishm ents	Quality	Efficiency	Timeliness	Average	
	Assessment tools		Dept. Head & Faculty	50	192%	96	4	5	5	4.67	Assessment tools of all 6 faculty such as quizzes, long exams, laboratory excercises, midterm (see IPCR of faculty)
	PI 11: Number of virtual classrooms created and operationalized		Dept. Head & Faculty	10	290%	29	5	5	5	5.00	Class rooms created and operationalized by 6 faculty members of DMet (see IPCR of faculty)
	Outcome Indicators:										
	PI 12: Percentage of first-time licensure exam takers that pass the licensure exams		Dept. Head & Faculty								
	PI 13: Percentage of graduates (2 years prior) that are employed		Dept. Head & Faculty								
	PI 14: Percentage of undergraduate students enrolled in CHED-identified and RDC-identified priority programs		Dept. Head & Faculty	100%	100%	100%	5	5	5	5.00	VSU CAT slots are duly filled for BS Meteorology
	PI 15: Percentage of undergraduate programs with accreditation		Dept. Head & Faculty								
	Additional Outputs										
	Total Points					Total n	13			4.67	
UMFO 3.	RESEARCH SERVICES										
	PI 1. Number of published papers in internationally indexed journals										
	In refereed int'l journals		Dept. Head &								
	In refereed nat'l journals		Dept. Head &								
	In institutional journals		Dept. Head & Faculty								

MFO No.	MFO Description	Success/Performance Indicator (PI)	Units/Persons Responsible	Department Target	Actual		Rating				Remark
					% Accomplish ment as of 31 Dec. 2022	Details of Accomplishm ents	Quality	Efficiency	Timeliness	Average	
	PI 2: Number of research outputs presented in regional/national/ int'l fora/conferences										
	In int'l fora/conferences		Dept. Head &		100%	1	5	5	5	5.00	APAMS 2022
	In nat'l fora/conferences		Dept. Head & Faculty	1	100%	1	5	5	5	5.00	The office aim for 1 national coneference presentation but it was accepted in the international conference
	In reg'l fora/conferences		Dept. Head &								
	In institutional fora/conferences		Dept. Head &								
	PI 3: Number of research projects conducted and/or completed on schedule		Dept. Head & Faculty								
	PI 4: Number of research proposals submitted/endorsed for external funding		Dept. Head & Faculty								
	PI 5: Percent of research proposals approved		Dept. Head &								
	PI 6: Amount of research money generated from external funding (Thousand PHP)		Dept. Head & Faculty								
	PI 7: Amount of research money generated from institutional funding (Thousand PHP)		Dept. Head & Faculty								
	PI 8: No. of research-related awards (research conducted by faculty or student w/ faculty)		Dept. Head & Faculty								
	Outcome Indicator										
	PI 9: Number of research outputs in the last three years utilized be the industry or other beneficiaries		Dept. Head & Faculty								
	PI 10: Number of research outputs completed within the year		Dept. Head & Faculty								
	PI 11: Percentage of research outputs published in internationally-refereed or CHED recognized journal within the year		Dept. Head & Faculty								
	In refereed int'l journals		Dept. Head &								


MFO No.	MFO Description	Success/Performance Indicator (PI)	Units/Persons Responsible	Department Target	Actual		Rating				Remark
					% Accomplishment as of 31 Dec. 2022	Details of Accomplishments	Quality	Efficiency	Timeliness	Average	
	In refereed nat'l/regional journals		Dept. Head &								
	PI 12: Number of research-related awards (research conducted by faculty or students with faculty)		Dept. Head & Faculty								
Total Points						Total n:	2			5.00	
UMFO 4.	EXTENSION SERVICES										
	PI 1: Number of person-days trained weighted by length of training		Dept. Head & Faculty		100%	450	5	5	5	5.00	#WeatherWiser Ver2.0; Typhoon Awareness & Calamity Readiness; Baybay Agri-Fare
	PI 2: Number of trainings conducted		Dept. Head & Faculty		100%	3	5	5	5	5.00	#WeatherWiser Ver2.0; Typhoon Awareness & Calamity Readiness; Baybay Agri-Fare
	PI 3: Number of IEC materials/techno-guides developed/used		Dept. Head & Faculty								
	PI 4: Number of beneficiaries served										
	<i>Groups</i>		Dept. Head & Faculty								
	<i>Individuals</i>		Dept. Head & Faculty		100%	899	5	5	5	5.00	DepEd, DRRMO, UG students
	PI 5: Number of technical/expert services provided/rendered										
	Research Mentoring		Dept. Head & Faculty	1	0%	0	5	4	4	4.33	Scheduled on 2nd half of the year
	Peer reviewers/Panelists		Dept. Head &			1	5	5	5	5.00	RDEI TWG
	Resource Person		Dept. Head &			2	5	5	5	5.00	Baybay Agri-Fare, VSU
	Convenor/Organizer		Dept. Head &			1	5	5	5	5.00	VSU MetSoc Yolanda
	Consultancy		Dept. Head & Faculty	1	200%	2	5	5	5	5.00	Baybay CENRO; Interview with German Journalist

[illegible]


MFO No.	MFO Description	Success/Performance Indicator (PI)	Units/Persons Responsible	Department Target	Actual		Rating				Remark
					% Accomplish ment as of 31 Dec. 2022	Details of Accomplishm ents	Quality	Efficiency	Timeliness	Average	
OVPA MFO 1. Faculty Development Services											
	PI 1: Number of faculty pursuing advanced research degree programs (PhD) facilitated, monitored and assisted *	Dept. Head & Faculty									
	PI 1.1: Number of faculty pursuing advanced research degree programs (MS) facilitated, monitored and assisted *	Dept. Head & Faculty	4	100%	4	5	4	4	4.33	MS MET	
	PI 1.2: Number of faculty who finished advanced degree program on time	Dept. Head & Faculty									
	PI 2: Number of faculty granted with external scholarships	Dept. Head & Faculty									
	PI 3: Number of faculty granted with internal fellowship grants	Dept. Head & Faculty									
	PI 4: Number of faculty granted with sabbatical leave	Dept. Head & Faculty									
	PI 5: Number of faculty sent for trainings, seminars, conferences	Dept. Head & Faculty	5	100%	5	5	5	5	5.00	PMS, PSABE, TSU, DRRM Planning	
OVPA MFO 2. Faculty Recruiting/Hiring Services											
	PI 2: Number of faculty recruited/hired based on needed competencies and aligned with ISO standards *	Dept. Head & Faculty	1	100%	1	5	5	4	4.67	RGG	
OVPA MFO 3. Faculty Evaluation Services											
	PI 3: Number of seminars/trainings/ conventions/workshops coordinated for entire university	Dept. Head & Faculty	1	300%	3	5	5	4	4.67	Webinar WW2.0; Typhoon Awareness and Calamity Readiness; VSU	
	PI 4: Number of seminars/trainings/ conventions/workshops coordinated outside of the university	Dept. Head & Faculty	1	200%	2	5	5	4	4.67	Webinar WW2.0; Typhoon Awareness and Calamity Readiness;	
	PI 5: Percentage of faculty rated by students with at least very satisfactory rating of the subjects evaluated	Dept. Head & Faculty	80%	125%	100%	5	4	5	4.67	since no complaints of the faculty, this is assumed that all faculty has VS rating. Data of this is coming from ODIE	

MFO No.	MFO Description	Success/Performance Indicator (PI)	Units/Persons Responsible	Department Target	Actual		Rating				Remark
					% Accomplish ment as of 31 Dec. 2022	Details of Accomplishm ents	Quality	Efficiency	Timeliness	Average	
	PI 5. Number of regular executive committee meetings conducted ***		Dept. Head & Faculty	12	117%	14	5	5	5	5.00	12 regular meetings, 2 special meeting
Total Points						Total n:	5			4.87	
Total No. of Entries:										47	
Total Over-all Rating										225.67	
Average Rating										4.801	
Adjectival Rating										Outstanding	


Received by:


TONI MARC L. DARGANTES
 Planning Office
 Date: DEC 23 2022

Calibrated by:


DANIEL LESLIE S. TAN
 Chairman, PMT
 Date: JAN 04 2023

Approved:


EDGARDO E. TULIN
 President
 Date: 1/5/2023