



VISAYAS
STATE UNIVERSITY



INSTITUTE FOR STRATEGIC RESEARCH AND DEVELOPMENT STUDIES

Visayas State University
Visca, Baybay City, Leyte PHILIPPINES
Phone/Fax: +63 563 7695
Email: isrds@vsu.edu.ph
Website: www.vsu.edu.ph



OFFICE PERFORMANCE COMMITMENT & REVIEW (OPCR)

I, Lilian B. Nuñez, Director, Institute for Strategic Research and Development Studies, committed to deliver and agreed to be rated on the attained targets in accordance with the indicated measures for the period January - June 2022.

[Signature]
LILIAN B. NUÑEZ
Director, ISRDS
Date: July 12, 2022

[Signature]
MOISES NEIL V. SERIÑO
College Dean, CME
Date: July 13, 2022

INFORMATION ON PERSONNEL FULL-TIME TEACHING EQUIVALENT (FTE):				RDE Commitments***		
Personnel	Number (1)	Min. FTE (2)	Total FTE (1x2)	Research	Publication	Extension
Director	1	12.50	12.50	2.0	1	1
Faculty w/ Univ. Designated Position	1	12.50	12.50	1.0	1	1
Regular Faculty (VSL)*	2	12.50	25.00	1.0	1	2
Regular Faculty (TLS)*	0	0	0.00	0.0	0	0
Research & Extension Staff Members (permanent)	2	0	0.00	0.0	0	1
Administrative Staff Members	3	0	0.00	0.0	0	0
TOTAL	9		50.00	4.0	3	5

Rating Equivalents:
5 - Outstanding
4 - Very Satisfactory
3 - Satisfactory
2 - Fair
1 - Poor

Note:
* On vacation-sick-leave status. Ratio of Instruction and RDE commitments should be determined based on FTE of 18 units.
** On Teacher's Leave status. Minimum FTE required is 18 units.
*** Professors and Associate Professors are required to commit RDE outputs (Place Performance Indicators under Research (UMFO 3) and extension (UMFO 4)).

MFO No.			Success/Performance Indicator (PI)		Units/ Persons Responsible	Unit Target	Actual Accomplishments		Rating				Remark (Details of the targetted output indicators with **)
							% Accom- plishme nt	Details of Accom- plishments	Quality	Efficiency	Timeliness	Average	
MFO 1	ADVANCED EDUCATION SERVICES (40%)												
	OVPI MFO 1. Graduate Degree Program Management Services												
	1	PI 1. Percentage of graduate school faculty engaged in research work applied in any of the following:											4.125
		a.	pursuing advanced research degree program (Ph.D) *		Tabada, MATW	25% (1 of 4 faculty members)	100%	Coursework nearly done	C	S	C	S	


	Number of academe/industry linkages	4 Faculty members	1	2	>Wageningen Univ. >Ateneo de Manila University	5	✓	✓	✓	
	Number of student organizations created	Delima Galgo	1	0	On process	1	1	1	1	
MFO 2	HIGHER EDUCATION SERVICES (20%)									3.25
	PI 1. Percentage of first time licensure exam takers that pass the licensure exams *		NA	NA	No undergraduate program	4				
	PI 2. Percentage of graduates (2 years prior) that are employed *		NA	NA		4				
	PI 3. Percentage of undergraduate student population enrolled in CHED-identified and RDC-identified priority programs *		NA	NA		5				
	PI 4. Percentage of undergraduate programs with accreditations *		NA	NA						
	PI 5: Total FTE, coordinated, implemented and monitored *									
	A9: Actual Faculty's FTE	4 Faculty members	36.00	15.15	2nd Sem 2021-2022: 3 subjects/ 6 sections	4	4	4	4	Delima-7.5; Galgo-7.65
	A10. Number of grade sheets submitted within prescribed period		20	12	2nd Sem 2021-2022: 6 subjects	4	4	4	4	
	A12: Number of trainings attended related to instruction		5	11		5	✓	✓	✓	Delima-4; Galgo-5; Nuñez-2
	PI 8: Number of students advised: *									
	On thesis/ field practice/special problem		0	1	BSAB student					Nunez
	No. of approved manuscript submitted within prescribed period		0	1	Nearing completion (for July 15, 2022)					
	On consultation		50	120	Instruction-related concerns	5	5	5	5	Delima-30; Galgo-50; Nunez-40
	PI 9: Number of student organizations advised/ assisted *									
	Student organizations advised									
	Student organizations assisted on student related activities									
	PI 10: Number of instructional materials developed *									
	On-line ready courseware	4 Faculty members	4	3	Scio 11; ABMg 105; AgSci 123	4	4	4	✓	
	Flexible instructional materials	4 Faculty members	10	13	Scio 11; ABMg 105; AgSci 123	5	✓	✓	✓	Delima-5; Galgo-8
	Assessment tools	4 Faculty members	20	14	Midterm & final exams for 3 subjects	4	4	4	4	Delima-4; Galgo-10
	Number of virtual classrooms created and operationalized	4 Faculty members	4 to be revised	4	Scio 11; ABMg 105; AgSci 123	4	4	4	4	Delima-2; Galgo-2

	PI 11: Additional Outputs (teaching of 1 senior high school subject)										
	Actual FTE	Galgo, CR	4.00				1	1	1	1	
	Flexible learning materials	Galgo, CR	5 to be revised		No assignment from VSUIHS		1	1	1	1	
	Assessment tools	Galgo, CR	2				1	1	1	1	
	Virtual classroom	Galgo, CR	1 to be revised	1	PR2		1	1	1	1	
MFO 3	RESEARCH SERVICES (10%)										2.70
	PI 1. Number of research outputs in the last three (3) years utilized by the industry or by other beneficiaries *	Nunez, LB Delima, GA	2	2	Sand and Gravel; SRA		5	5	5	5	Tabada-1; Nunez-1
	PI 2. Number of research outputs completed within the year *	All Staff	3	3	DRR, Food, SRA		3	3	3	3	Delima-2; Nunez-1
	PI 3. Percentage of research outputs published in internationally-referred or CHED recognized journal within the year (2%) *										
	In refereed international journals	4 Faculty members	1	0	1 on process		1	1	1	1	Delima
	In refereed national/ regional journals	4 Faculty members	2	0			1	1	1	1	
	No. of research proposals submitted/endorsed for external funding	All Staff	1	0			5	5	5	5	
	PI 4. Number of research outputs presented in regional/national/ int'l fora/conferences *										
	In international fora/conferences	4 Faculty members	1	0			1	1	1	1	
	In national/ regional fora/ conferences	4 Faculty members	2	0			1	1	1	1	
	PI 5. Percent of research proposals approved *	All Staff	2	0	1 under review		4	4	4	4	Delima & Galgo
	PI 12. No. of research collaboration/partnership with LGUs	Researchers	1	2	Baybay LGU; Inopacan LGU		5	5	5	5	
	PI 29. No. of publications qualified for VSU publication incentive award	Researchers	2	0			1	1	1	1	
	Additional outputs*										
	No. of research-related awards (research conducted by faculty or student w/ faculty)										4.53
MFO 4	EXTENSION SERVICES (20%)										
	PI 1. Number of person-days trained weighed by length of training		200	870	BIDANI-865; BDC-5		5	5	5	5	


[illegible]

OVPI MFO 4. Program and Institutional Accreditation Services									
PI 1. Number of degree programs subjected to accreditation	Delima, GA Galgo, CR Nunez, LB	3	3	3 programs submitted to CHED-COPC evaluation	5	✓	✓	✓	Awaiting results of application
Number of packaged documents prepared		3	3	COPC evaluation tool submitted	5	✓	✓	✓	
PI 2. Number of degree programs which passed accreditation/evaluation at least level 1	All Staff	1	1	MSDevSoc accorded Level 2 accreditation	5	✓	✓	✓	Awaiting result of AACUP Level 1 evaluation of MSLAM and MLAM in April 2021
PI 8. Compliance to all requirements thru the established/adequate implementation, maintenance and improvement of the QMS of the core processes of the College/department under ISO 9001:2015*	All Staff	90%	90%		5	✓	✓	✓	
Response to 5 Opportunities for Improvement (OFIs)	Nunez, LB Gonzaga, EA	100%	100%	1st quarter of 2022	4	4	4	4	
Submission of Status Report (FM-QAC-22) for OFIs	Nunez, LB Gonzaga, EA	100%	100%	1st quarter of 2022	5	✓	✓	✓	
MFO 6 General Admin. & Support Services (GASS)									
PI 1. Submission of College/Department PPMP for the following year within deadline as prescribed by BAC*	Gonzaga, EA	4	4	ISRDS and extension projects	5	✓	✓	✓	4.50
PI 2. Zero percent complaint from clients served	All Staff	90%	90%		5	✓	✓	✓	
PI 3. Number of coaching sessions among faculty & staff**	Nunez, LB	18	6		4	4	4	4	
PI 4. Number of planning sessions, tracking and monitoring of targets, etc. conducted to ensure attainment of department targets**	Nunez, LB	2	1	Targeting for 2022	4	4	4	4	
PI 5. Number of monthly/special faculty & staff meetings conducted**	All Staff	14	8	6 staff meetings; 2 faculty meetings	4	4	4	4	
Administrative and facilitative services	Admin. Aides	100/month	100	Messengerial services	5	5	5	5	
PI 3: Additional Outputs									
Number of Best practices/new initiatives in academic units' management replicated/benchmarked by other depts/agencies *				>Monthly meeting (reporting by committee & staff); >Improved communication through Messenger platform >Destressing through gardening					
Total Over-all Rating	23.37								
Average Rating	3.878								
Adjectival Rating	VS								


Received by:


TONI MARC L. DARGANTES
Planning Office
Date: 7/15/2022

Calibrated by:


DANIEL LESLIE S. TAN
Chairman, PMT
Date: 7/22/22

Approved:


EDGARDO E. TULIN
University President
Date: 7/25/22

- * To indicate in the remarks column the details of the targetted outputs for easy review and calibration.
- ** No percentage weight for ranking purposes since these are activities only expected to be performed at the department level