



VISAYAS STATE UNIVERSITY

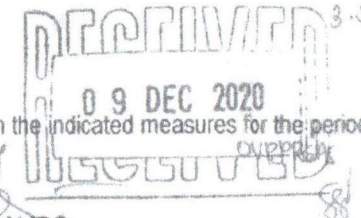
Visca, Baybay City, Leyte

email: ovpaf@vsu.edu.ph; website: www.vsu.edu.ph

Office of the Vice President for Administration & Finance

Department of Statistics

COLLEGE OF ARTS AND SCIENCES
VISAYAS STATE UNIVERSITY



PERFORMANCE COMMITMENT & REVIEW (OPCR)

I agree to be rated on the attainment of the following accomplishments in accordance with the indicated measures for the period

TO: Monna
FOR: _____

Date: _____

- ☐ Study
☐ Appropriate Action
☐ Information
- ☐ Comments/Recommendation
☐ Notation and Return
☐ Dissemination

CANDELARIO L. CALIBO

College Dean

Date: _____

REMARKS

OK to revise OPCR

Per (1)	Total FTE (1x2)		RDE Commitments***		
	Min. FTE (2)		Research	Publication	Extension
1	8	8.0			
1	2.5	2.5			
0	12	0.0			
4	18	72.0	0	2	0
0	0	0.0			
2	0	0.0			
		82.5	0	2	0

Rating Equivalents:
5 - Outstanding
4 - Very Satisfactory
3 - Satisfactory
2 - Fair
1 - Poor

RDE commitments should be determined based on FTE of 18 units

Limit RDE outputs (Please Performance Indicators under Research (UMFO 3) and extension (UMFO 4))

REMBERTO A. PATINDOL
VP, Administration & Finance

MFO 1	ADVANCED EDUCATION SERVICES (20%)											
	OVPA MFO 1. Graduate Degree Program Management Services											
	1	PI 1. Percentage of graduate school faculty engaged in research work applied in any of the following:		Dept. Head & Faculty								4%



OFFICE PERFORMANCE COMMITMENT & REVIEW (OPCR)

Date: Dec. 22, 1994

[illegible]

MFO No.	Success/Performance Indicator (PI)			Units/Persons Responsible	Department Target	Actual		Rating				Remark (Details of the targetted output indicators with **)	% weight
						Accomplishment (As of June 31, 2020)	Details of Accomplishments	Quality	Efficiency	Timeliness	Average		
	a.	pursuing advanced research degree program (Ph.D) *											
	b.	actively pursuing in the last three (3) years (investigative research, basic and applied scientific research, policy research social science research)											
	c.	producing technologies for commercialization or livelihood improvement											
	d.	whose research resulted in an extension program											
	OVPA MFO 2. Graduate Student Management Services												
	PI 1: Percentage of graduate students enrolled in research degree programs *			Dept. Head & Faculty									2%
	PI 2: Percentage of accredited graduate programs *			Dept. Head & Faculty									2%
	PI 3: Number of graduate degree specializations offered and monitored *			Dept. Head & Faculty									2%
	PI 4: Total FTE coordinated, implemented & monitored*			Dept. Head & Faculty									2%
	PI 5: Percentage increase in number of graduate students enrolled *			Dept. Head & Faculty									2%
	PI 6: Percentage increase in number of students who graduated within prescribed period *			Dept. Head & Faculty									2%
	PI 7: Number of graduate students awarded with honors/distinction *			Dept. Head & Faculty									2%
	PI 8: Number of graduate students advised *			Dept. Head & Faculty		4		5	5	5	5		2%
	PI 9: Number of instructional materials developed *			Dept. Head & Faculty									
	On-line ready courseware												

20%

MFO No.	Success/Performance Indicator (PI)	Units/Persons Responsible	Department Target	Actual		Rating				Remark (Details of the targetted output indicators with **)	% weight
				Accomplishment (As of June 31, 2020)	Details of Accomplishments	Quality	Efficiency	Timeliness	Average		
	Flexible instructional materials										
	Assessment tools										
	PI 10: Number of virtual classrooms created and operationalized										
MFO 2	HIGHER EDUCATION SERVICES (50%)										
	PI 1. Percentage of first time licensure exam takers that pass the licensure exams *	Dept. Head & Faculty	NA							There is no licensure examination for BSS graduates	7.5%
	PI 2. Percentage of graduates (2 years prior) that are employed *	Dept. Head & Faculty	100	100		5	5	5	5	12 out of 12 graduates are employed	2.5%
	PI 3. Percentage of undergraduate student population enrolled in CHED-identified and RDC-identified priority programs *	Dept. Head & Faculty	100	100		5	5	5	5	BSS curriculum is CHED-identified priority program	2.5%
	PI 4. Percentage of undergraduate programs with accreditations *	Dept. Head & Faculty	100	100		5	5	5	5	1 out of 1 (BSS)	2.5%
	PI 5: Total FTE, coordinated, implemented and monitored *	Dept. Head & Faculty	80	75.25		5	4	4	4.33		20%
	PI 8: Number of students advised: *	Dept. Head & Faculty									
	On thesis/ field practice/special problem		NA							No graduating BSS students yet	1%
	No. of approved manuscript submitted within prescribed period		NA							No graduating BSS students yet	1%
	On consultation		100	50		5	5	5	5	Consultation for Jan-June 2020	0.5%
	PI 9: Number of student organizations advised/ assisted *										
	Student organizations advised	Dept. Head & Faculty	1	1		5	5	5	5	VSU Statistical Society	1.25%
	Student organizations assisted on student related activities	Dept. Head & Faculty	1	1		5	5	5	5	VSU Statistical Society	1.25%

MFO No.	Success/Performance Indicator (PI)		Units/Persons Responsible	Department Target	Actual		Rating				Remark (Details of the targetted output indicators with **)	% weight
					Accomplishment (As of June 31, 2020)	Details of Accomplishments	Quality	Efficiency	Timeliness	Average		
	PI 10: Number of instructional materials developed *										Title and name of faculty	10%
	On-line ready courseware		Dept. Head & Faculty	5	9	Based on Faculty IPCR	5	5	5	5	1) Online-ready courseware in Stat 117-Engg Data Analysis (JM Guarte); 2) Online-ready courseware in Stat 131-Mathematical Statistics 3 (NE Milla); 3) Online-ready courseware in Stat 145-Multivariate Analysis (VM Alao); 4) Online-ready courseware in Stat 134-Regression Analysis (MAE Palen); 5) Online-ready courseware in Stat 136-Experimental Designs 1 (DC Cuyuno)	
	Flexible instructional materials		Dept. Head & Faculty	5	9	Based on number of online-ready courseware	5	5	5	5	1) Flexible IMs in Stat 117-Engg Data Analysis (JM Guarte); 2) Flexible IMs in Stat 131-Mathematical Statistics 3 (NE Milla); 3) Flexible IMs in Stat 145-Multivariate Analysis (VM Alao); 4) Flexible IMs in Stat 134-Regression Analysis (MAE Palen); 5) Flexible IMs in Stat 136-Experimental Designs 1 (DC Cuyuno)	
	Assessment tools		Dept. Head & Faculty	5 sets	9 sets	Based on number of online-ready courseware	5	5	5	5	1) Set of assessment tools in Stat 117-Engg Data Analysis (JM Guarte); 2) Set of assessment tools in Stat 131-Mathematical Statistics 3 (NE Milla); 3) Set of assessment tools in Stat 145-Multivariate Analysis (VM Alao); 4) Set of assessment tools in Stat 134-Regression Analysis (MAE Palen); 5) Set of assessment tools in Stat 136-Experimental Designs 1 (DC Cuyuno)	

MFO No.	Success/Performance Indicator (PI)		Units/Persons Responsible	Department Target	Actual		Rating				Remark (Details of the targetted output indicators with **)	% weight
					Accomplishment (As of June 31, 2020)	Details of Accomplishments	Quality	Efficiency	Timeliness	Average		
	PI 10: Number of virtual classrooms created and operationalized		Dept. Head & Faculty	5	7 sets	Based on number of online-ready courseware less Stat 145 since it is not offered in 1st sem. A.Y. 2020-2021					1) Virtual classroom in Stat 117-Engg Data Analysis (JM Guarte); 2) Virtual classroom in Stat 131-Mathematical Statistics 3 (NE Milla); 3) Virtual classroom in Stat 145-Multivariate Analysis (VM Alao); 4) Virtual classroom in Stat 134-Regression Analysis (MAE Palen); 5) Virtual classroom in Stat 136-Experimental Designs 1 (DC Cuyno)	
	PI 11: Additional Outputs		Dept. Head & Faculty									
MFO 3	RESEARCH SERVICES (10%)											
	PI 1. Number of research outputs in the last three (3) years utilized by the industry or by other beneficiaries *		Dept. Head & Faculty								needs project titles	2%
	PI 2. Number of research outputs completed within the year *		Dept. Head & Faculty								needs project titles	2%
	PI 3. Percentage of research outputs published in internationally-referred or CHED recognized journal within the year (2%) *		Dept. Head & Faculty								needs title of publication, name of journal and where published	
	In refereed int'l journals		1) JM Guarte; 2) NE Milla	2	1	Based on IPCR only Dr. JM Guarte had published on Jan.- June 2020 issue of ATR	5	4	4	4.33	1. Characterization and prediction of household use of solar home system in Leyte Islands, Philippines (Annals of Tropical Research); 2) Impact of the conditional cash transfer program on the monthly food expenditure of household beneficiaries (Annals of Tropical Research)	1.50%


MFO No.	Success/Performance Indicator (PI)	Units/Persons Responsible	Department Target	Actual		Rating				Remark (Details of the targetted output indicators with **)	% weight
				Accomplishment (As of June 31, 2020)	Details of Accomplishments	Quality	Efficiency	Timeliness	Average		
	<i>In refereed nat'l/regional journals</i>										0.50%
	PI 4. Number of research outputs presented in regional/national/ int'l fora/conferences *	Dept. Head & Faculty								title of paper, what for a/conference, where and when	
	<i>In int'l fora/conferences</i>										1.50%
	<i>In nat'l/regional fora/conferences</i>										0.50%
	PI 5. Percent of research proposals approved *	Dept. Head & Faculty									0.5%
	PI 6. Additional outputs*	Dept. Head & Faculty									
	No. of research-related awards (research conducted by faculty or student w/ faculty)										1.50%
MFO 4	EXTENSION SERVICES (10%)										
	PI 1. Number of active partnerships with LGUs, industries, NGOs, NGAs, SMEs, and other stakeholders as a result of extension activities *	Dept. Head & Faculty									2.0%
	PI 2. Number of trainees weighted by the length of training *	Dept. Head & Faculty									2%
	PI 3. Number of extension programs organized and supported consistent with the SUC's mandated and priority	Dept. Head & Faculty									2%
	PI 4. Percentage of beneficiaries who rated the training course/s and advisory services as satisfactory or higher in terms of quality and relevance*	Dept. Head & Faculty									1%
	PI 5. Number of technical/expert services *	Dept. Head & Faculty									1%
	<i>Research Mentoring</i>										


10%


MFO No.	Success/Performance Indicator (PI)	Units/Persons Responsible	Department Target	Actual		Rating				Remark (Details of the targetted output indicators with **)	% weight
				Accomplishment (As of June 31, 2020)	Details of Accomplishments	Quality	Efficiency	Timeliness	Average		
	PI 2: Number of faculty recruited/hired based on needed competencies and aligned with ISO standards *	Dept. Head & Faculty	1	2	Ms. MR Lebante and Ms. FAV Suganob as Part-time Instructors	5	5	5	5		0.125%
	OVPI MFO 3. Faculty Evaluation Services										
	PI 3: Number of seminars/trainings/ conventions/workshops coordinated for entire university *	Dept. Head & Faculty									0.25%
	PI 4: Number of seminars/trainings/ conventions/workshops coordinated outside of the university *	Dept. Head & Faculty									0.25%
	PI 5: Percentage of faculty rated by students with at least very satisfactory rating in 50% of the subjects evaluated *	Dept. Head & Faculty	100	100		5	5	5	5	5 out of 5 faculty members	0.75%
	PI 6 : Number of in-house seminars/trainings/ workshops/reviews conducted *	Dept. Head & Faculty									0.25%
	PI 7 : Additional outputs *	Dept. Head & Faculty									
	Number of faculty/staff awards/honors received related to operations support										0.25%
	OVPI MFO 4. Program and Institutional Accreditation Services										
	PI 8.Compliance to all requirements thru the established/adequate implementation, maintenance and improvement of the QMS of the core processes of the College/department under ISO 9001:2015*	Dept. Head & Faculty	Zero non-conformity (No NC)	Zero non-conformity (No NC)		5	5	5	5	Zero non-conformity (No NC)	2.50%
MFO 6	General Admin. & Support Services (GASS)										
	PI 1. Submission of College/Department PPMP for the following year within deadline as prescribed by BAC*	Dept. Head	Submmited on time	Submmited on time		5	5	5	5		1%

MFO No.	Success/Performance Indicator (PI)	Units/Persons Responsible	Department Target	Actual		Rating				Remark (Details of the targetted output indicators with **)	% weight
				Accomplishment (As of June 31, 2020)	Details of Accomplishments	Quality	Efficiency	Timeliness	Average		
	PI 2. Zero percent complaint from clients served	Dept. Head & all faculty & staff	0%	0%		5	5	5	5		2%
	PI 3. Number of coaching sessions among faculty & staff**	Dept. Head	1	1		5	5	5	5		
	PI 4. Number of planning sessions, tracking and monitoring of targets, etc. conducted to ensure attainment of department targets**	Dept. Head	1	1		5	5	5	5		
	PI 5. Number of monthly/special faculty & staff meetings	Dept. Head	5	5		5	5	5	5		
	PI 3: Additional Outputs	Dept. Head & all faculty & staff									
	Number of Best practices/new initiatives in academic units' management replicated/benchmarked by other depts/agencies *									explain here briefly why consider said department practice can be considered as a best practice	2%
Total Over-all Rating						104.000					
Average Rating						4.94%					
Adjectival Rating						0					

Received by: 
DILBERTO O. FERRAREN PhD
 Planning Office
 Date:

Calibrated by: 
REMBERTO A. PATINDOL
 Chairman, PMT
 Date:

Recommending Approval: 
BEATRIZ S. BELONIAS
 Vice Pres. for Instruction
 Date:

Approved: 
EDGARDO E. TULIN
 President
 Date: