


Office head, AO V, Online Educ Systems Admin (OESA)		5	220.0%	11	5	5	5	5.00	MAGDev with majors in Language Teaching, Agronomy, Agricultural Education, Agricultural Extension, Animal Production, Agricultural Economics, Development Communication, Plant Pathology, Plant Protection, Entomology; plus 1 specialization which can be take as cognate (Food Science and Technology)	
Office Head, AO V,		40	104.9%	41.96	5	5	5	5.00	Accomplishment reflected here covers FTEs in the 2nd Sem of 2020-2021 (47 courses handled by 26 graduate faculty)	
Office head, AO V, OESA,		2.0%	142.42%	47	4	5	4	4.33	In the Second Sem of SY 2019-2020, there were 32 students enrolled in extram courses; but in the Second Sem of 2020-2021, there were 47 students who enrolled in extramural courses.	
OVPI/OPO MFO 2. Graduate Student Management Services										
PI 1: Number of graduate students awarded with scholarship/assistantship		OPO head, AO V							Not included in the target since graduate students enrolled in distance education program are those without scholarships and who cannot leave their work stations. Those who could avail scholarship would shift to the on-campus mode of delivery.	
PI 2: Percentage of graduate students awarded with scholarship/assistantship who graduated within prescribed period		OPO head, AO V							Not included in the target since most of the distance education students are working so they carry load below the regular load and usually cannot finish within 2 years.	
PI 3: Number of graduate students awarded with honors/distinction		OPO head, AO V							Not included in the target since most of the distance education students carry load below the regular load that should be carried by students awarded with honors.	
UMFO 5. Support to Operations (STO)										
OVPI/OPO MFO 7. Distance Education Services										
PI 1: Number of distance education curricular programs implemented		Office head, AO V, Online Educ Systems Admin (OESA)	5	220.0%	11	5	5	5	5.00	MAGDev with majors in Language Teaching, Agronomy, Agricultural Education, Agricultural Extension, Animal Production, Agricultural Economics, Development Communication, Plant Pathology, Plant Protection, Entomology; plus 1 specialization which can be taken as cognate (Food Science and Technology)
PI 2: Percentage increase in the number of extramural students enrolled		Office head, AO V Online Educ Systems Admin (OESA)	2.0%	142.42%	47	4	5	4	4.33	In the Second Sem of SY 2019-2020, there were 32 students enrolled in extram courses; but in the Second Sem of 2020-2021, there were 47 students who enrolled in extramural courses.
PI 3: Number of extramural students graduated within the prescribed period		Office head, AO V, Online Educ Systems Admin (OESA)								
PI 4: Number of e-classrooms developed/maintained for the online courses to be offered		Course site/ systems administrator	8	462.5%	37	4	4	4	4.00	

	PI 5: Number of user accounts created/ maintained	Course site/ systems administrator.	40	155.0%	62	4	4	4	4.00	
OVPI/OPO MFO 12: Instructional Materials Development Services										
	PI 1: Number of courseware/IMs development workshops conducted	OPO head, AO V, other OPO staff								
	PI 2: Number of instructional materials/learning modules reviewed/reproduced/ distributed to students	OPO Head, AO V, and other OPO staff	24	129.2%	31	4	5	4	4.33	31 learning modules distributed
UMFO 6. General Administration and Support Services (GASS)										
OVPI/OPO MFO 1. Administrative and Facilitative Services										
	PI 1: Number of colleges, departments, units, projects and/or classes served	OPO Head, AO V, other staff	40	162.5%	65	5	5	5	5.00	
	PI 2: Number of university committees/ boards/council served	OPO Head, AO V, other staff	5	180.0%	9	5	5	5	5.00	
	PI 9: Number of documents/reports prepared, reviewed/processed	OPO Head, clerk, utilityman, other OPO staff	100	216.0%	216	5	5	5	5.00	
OVPI/OPO MFO 2. Frontline Services										
	PI 1. Efficient and customer-friendly frontline service	Zero percent complaint from clients served	no complaint	no complaint	no complaint	5	5	5	5.00	
OTHER INITIATIVES										
	1. Number of webpages developed (OPO/SUOU page)/maintained	Course site/systems administrator	2	150.0%	3	5	4	4	4.33	2 websites (OPO/VOU; OU facebook page) OPO Newspaper
	2. Number of information drive activities conducted	OPO Head, and other OPO staff	2	500.0%	10	5	5	4	4.67	Sending of information through emails.
Total Over-all Rating						65.000				
Average Rating						4.643				
Adjectival Rating						Outstanding				


Received by:


DILBERTO O. FERRAREN, PhD

Planning Office

Date: **OCT 07 2021**


Calibrated by:


DANIEL LESLI S. TAN

Chair, PMT

Date: _____


Recommending Approval:


BEATRIZ S. BELONIAS, Ph.D.

Vice Pres. for Academic Affairs

Date: **9-20-2021**

Approved:


EDGARDO E. TULIN, Ph.D.

President

Date: _____