

MFO Description	Success/Performance Indicator (PI)	Units/Persons Responsible	Target	Actual Accomplishment	Rating				Remark
					Quality	Efficiency	Timeliness	Average	
UMFO 1. ADVANCED EDUCATION SERVICES									
OVPI MFO 1. Graduate Degree Program Management Services									
PI 1: Graduate degree program monitored			2	2	5	5	5	5	MS & PhD
PI 2: Total Graduate FTE monitored			15.67	15.67	5	5	5	5	
PI 3: Percentage increase in number of graduate students enrolled			5%	5%	5	5	5	5	
PI 4: Percentage increase in number of graduate students who graduated within prescribed period.									
OVPI MFO 2. Graduate Student Management Services									
PI 1: Number of graduate students awarded with scholarship/ assistantship			17	23	5	5	5	5	
PI 2: Percentage of graduate students awarded with scholarship/ assistantship			50%	82%	5	5	5	5	
PI 3: Number of graduate students awarded with honors/distinction									
PI 4: Number of graduate student advised			17	28	5	5	5	5	
UMFO 2. HIGHER EDUCATION SERVICES									
OVPI MFO 1. Curriculum Program Management Services									

PI 1: Total undergraduate FTE monitored		180	181.52	5	5	5	5	
PI 2: Number of undergraduate curricular program compliant to CMO, approved and offered		1	1	5	5	5	5	
PI 3: Average passing percentage in licensure examinations in mandated		50%	75%	5	5	5	5	
PI 4: Number of undergraduate graduates in mandated programs graduated within the prescribed period								
PI 5: Percentage increase in the number of undergraduate students who graduated within prescribed period								
PI 6: Percentage increase in the number of undergraduate students enrolled		5%	25%	5	5	5	5	
PI 7: Number of academe/industry linkage established		5	10	5	5	5	5	ACIAR, DA-BAR, PCAARRD, DA-RFO 8, DOST, ATI R08, PCA, LGU-Baybay, LGU Omoc, PRC
PI 8: Number of students advised		104	175	5	5	5	5	
PI 9: Number of student organization advised		1	2	5	5	5	5	VIHOS & ESGP
PI 10: Number of instructional materials developed		1	2	5	5	5	5	Hort 22 & Hort 141

UMFO 3. RESEARCH SERVICES

PI 1. Number of published papers in internationally indexed journals								
<i>refereed int'l journals</i>		1	1	5	5	5	5	Sudaria M., Salas R. , Benitez M. & Cuadra L. Optimization of different types of healing chambers for grafted bittergourd (<i>Momordica charantia</i> L.) seedlings. International Journal of Agriculture, Forestry and Life Science, 1 (1) 2017 1-11
<i>refereed nat'l journals</i>								
<i>institutional journals</i>		1	1	5	5	5	5	
PI 2. Number of research outputs presentation in regional/national/int'l								
<i>int'l fora/conferences</i>								
<i>nat'l fora/conferences</i>		2	3	5	5	5	5	Gonzaga (1), Salas (2)

<i>reg'l fora/conferences</i>								
<i>institutional fora/conferences</i>		10	11	5	5	5	5	Gonzaga (2), Salas (5), Lina (2), Benitez (1), Bancale (1)
PI 3. Number of research projects conducted and/or completed on schedule	Conducted research on Horticultural	10	13	5	5	5	5	Gonzaga (2), Salas (6), Lina (2), Benitez (1), Bancale (1), Arradaza (1)
PI 4. Number of research proposals submitted		1	2	5	5	5	5	Gonzaga (1), Lina (1)
PI 5. Percent of research proposals approved								
PI 6. Amount of research money generated from external funding	Generated funds for the	5.M	5.3M	5	5	5	5	ACIAR, DA-BAR, DA RF0 8, PCAARRD
PI 7. Amount of research money generated from institutional funding		0.5M	.5M	5	5	5	5	VSU
PI 8. Additional outputs								
No. of research-related awards (research conducted by faculty or student w/ faculty)								

UMFO 4. EXTENSION SERVICES

PI 1. Number of person-days trained weighted by length of training	Participants of hydroponics and etc	400	490	5	5	5	5	
PI 2. Number of trainings conducted		20	23	5	5	5	5	
PI 3. Number of IEC materials/technoguides developed/used		10	14					
PI 4. Number of beneficiaries served								
Groups		15	18	5	5	5	5	
Individuals		500	670	5	5	5	5	
PI 5. Number of technical / expert services								
Research mentoring		10	16	5	5	5	5	
Peer reviewers/ Panelist		3	3	5	5	5	5	ATR (Salas and Lina), JAIRD (Ramos)
Resource Person		18	20	5	5	5	5	Salas, Gonzaga, Benitez, Lina, Bancale and Ramos
Convemor/ Organizer	National Vegetable Congress	1	1	5	5	5	5	Salas
Consultancy	DOST CAPE	2	3	5	5	5	5	Gonzaga & Bancale

Evaluator		1	2	5	5	5	5	
PI 6. Number of extension project conducted		3	9	5	5	5	5	Gonzaga (1), Salas (3), Lina (1), Benitez (2), Ramos (2)
PI 7. Number of extension proposal submitted								
PI 8. Percent of extension proposal approved		100%	40%	5	5	5	5	Benitez
PI 9. Amount of extension money generated from external funding	DENR & PRC	.5M	.8M	5	5	5	5	Salas
PI 10. Amount of extension money generated from institutional funding	HELP &	0.075M	.125M	5	5	5	5	
PI 11. Additional outputs	Accreditation of DOH nursery							
Number of extension-related awards (extension conducted by faculty and student)								

PI 1: Number of faculty pursuing advanced research degree programs (PhD) facilitated, monitored and assisted		2	2	5	5	5	5	Mr. Valida & Mr. Troyo
--	--	---	---	---	---	---	---	------------------------


PI 1: Number of faculty recruited/hired aligned with ISO standards								
--	--	--	--	--	--	--	--	--

PI 1: Number of seminars/ training/ conventions/ workshops coordinated for		1	4	5	5	5	5	Salas (4)
PI 2: Number of seminars/ training/ conventions/ workshops coordinated outside the university		1	1	5	5	5	5	Regional veg. congress
PI 3: Percentage of faculty rated by students with at least very satisfactory rating in 50% of the subjects evaluated		100%	100%	5	5	5	5	
PI 4: Number of in-house/ seminars/training/ workshops/ reviews conducted/attended		10	11	5	5	5	5	Lina (3), Salas (8)
PI 5: Additional outputs								

Income Generating Projects (IGP) handled	Nursery, seed production, and ornamental	3	3	5	5	5	5	
Number of faculty/staffs awards/honors received related to operations support	Outstanding Researcher 2017	1%	1%	5	5	5	5	Gonzaga
PI 1: Number of degree programs which passed accreditation/evaluation at		1	1	5	5	5	5	
PI 2: QMS on faculty recruitment, development & performance evaluation aligned with ISO standards								
PI 3: Percentage of degree program complaint with CHED		1	1	5	5	5	5	
PI 4: Additional outputs								
Number of activities organized/ attended/ assisted/ participated/ facilitated	AACUP Chairman/ Member committee	2	2	5	5	5	5	
PI 1: Zero complaints from clients		0	0	5	5	5	5	
PI 2: Additional outputs/ Best practices	Edible Landscaping	1	1	5	5	5	5	Infront of Economics and Education building
TOTAL OVERALL RATING :							5	
AVERAGE RATING :							5	
ADJECTIVAL RATING :							0	


Planning Officer

Date: _____

Calibrated by:

REMBERTO A. PATINDOL
 Chairman, PMT


Date: _____

Recommending Approval:


BEATRIZ S. BELONIAS
 Vice Pres. for Instruction

Date: _____

Approved:


EDGARDO E. TULIN
 President

Date: _____