



VISAYAS
STATE UNIVERSITY
ALANGALANG



OFFICE OF THE CHANCELLOR
VISAYAS STATE UNIVERSITY-ALANGALANG
Brgy. Binongtoan, Alangalang, Leyte, 6517
Tel. Number: (053) 525-0140
Email: alangalang@vsu.edu.ph
Website: www.vsu.edu.ph



OFFICE PERFORMANCE COMMITMENT & REVIEW (OPCR)

I, **JUDITH B. JOMADIAO**, Chancellor of Visayas State University-Alangalang, commits to deliver and agree to be rated on the attainment of the following targets in accordance with the indicated measures for the period January to June 2021.

JUDITH B. JOMADIAO

Chancellor

Date: November 23, 2021

BEATRIZ S. BELONIAS

Professor III/VP for Academic Affairs

Date: 11/25/21

INFORMATION ON PERSONNEL FULL-TIME TEACHING EQUIVALENT (FTE):

Personnel	Number (1)	1st sem 2020-2021	2nd sem 2020-2021	Total
Chancellor	1	18.00	18.00	36.00
Dean	3	42.00	54.00	96.00
Directors	2	44.25	43.50	87.75
Department Head	4	139.75	139.50	279.25
Faculty w/ College Designated Position	14	461.60	495.05	956.65
Regular Faculty (Vacation & Sick Leave)	14	461.60	495.05	956.65
Regular Faculty (Teacher's Leave)	16	604.95	800.25	1405.20
Part time Faculty Members	17	884.28	967.25	1851.53
Admin Staff Members	14	-	-	-

Rating Equivalents:
5 - Outstanding
4 - Very Satisfactory
3 - Satisfactory
2 - Fair
1 - Poor

MFO No.	MFO Description	Success/Performance Indicator (PI)	Units/Persons Responsible	Target	Actual Accomplishments		Rating				Remark
					Percent	Details	Quality	Efficiency	Timeliness	Average	
MFO 1.	ADVANCED EDUCATION SERVICES										
MFO 2	HIGHER EDUCATION SERVICES										Not Applicable
		PI 1: Percentage of first time licensure exam takers who passed the licensure exam	Dean, Dept. Head	61.00	NA	NA	4	4	4	4.00	
		PI 2: Percentage of graduates (two years prior) that are employed	-do-	82.00	121.95	100	4	5	5	4.67	
		PI 3: Percentage of undergraduate student population enrolled in CHED identified and RDC- identified priority	-do-	100.00	100.00	100.00	5	5	5	5.00	
		PI 4: Percentage of undergraduate programs with accreditation	-do-	100.00	100.00	100.00	4	5	4	4.33	
		PI 5: Number of FTE coordinated and implemented	-do-	4213.38	53.70	2262.55	5	5	4	4.67	
		PI 6: Number of degree programs compliant to CM0 supervised and implemented	-do-	2.00	150.00	3.00	5	4	5	4.67	2 out of 4 degree programs

	PI 7: Number of graduates in mandated programs graduated within the prescribed period	-do-	90.00	92.22	83	4	5	4	4.33	
	PI 8: Percentage increase in the number of undergraduate students who graduated within prescribed period	-do-	10.00	228.70	22.87	4	5	5	4.67	
	PI 9: Percentage increase in the number of undergraduate students enrolled	-do-	5.00	156.60	7.83	5	5	5	5.00	
	PI 10: Number of academe/industry linkages established	-do-	11	100.00	11	4	4	4	4.00	
	PI 11: Number of students advised									
	On Thesis/ Field Practice/Special Problems	-do-	179	125.14	224	5	4	5	4.67	
	On consultation	-do-	1235	113.77	1405	5	5	5	5.00	Actual and online consultation
	PI 12: Number of student organizations advised/assisted									
	Student organizations advised	-do-	7	100.00	7	5	5	5	5.00	
	Student organizations assisted on student related activities	-do-	1	100.00	1	5	5	5	5.00	
	PI 13: Number of instructional materials developed	-do-	245	202.45	496	4	4	4	4.00	
	PI 14: Additional output									
MFO 3. RESEARCH PROGRAM										
	PI 1. Number of research outputs in the last three years utilized by the industry or other beneficiaries	-do-	13	115.38	15	5	5	4	4.67	
	PI 2. Number of research outputs completed within the year	-do-	5	100.00	5	5	5	4	4.67	
	PI 3. Percentage of research outputs published in internationally-referred or CHED recognized journals within the year	-do-	50.00	120.00	60.00	5	5	4	4.67	
	PI 4. Number of research outputs presented in regional/national/int'l for a/conferences	-do-	3	133.33	4	5	5	4	4.67	
	PI 5. Percent of research proposal prepared, submitted and approved	-do-	45.45	220.02	100.00	5	5	4	4.67	
	PI 6. Amount of research money generated from external funding (Thousand PHP)	-do-	500.00	143.67	718.37	5	5	5	5.00	
	PI 7. Amount of research money generated from institutional funding (Thousand PHP)	-do-	885.9	48.66	431.04	5	5	5	5.00	
	PI 8. Additional outputs									
	Number of research-related awards (research conducted by faculty or students with faculty)									
MFO 4. TECHNICAL ADVISORY EXTENSION PROGRAM										
	PI 1: Number of active partnerships with LGUs industries, NGOs, NGAs, SMEs, and other stakeholders as a result of extension activities	-do-	11	109.09	12	5	5	5	5.00	
	PI 2: Number of trainees weighted by the length of training	-do-	2500	15.96	399	4	4	4	4.00	
	PI 3: Number of extension programs organized and supported consistent with the SUC's mandated and priority programs	-do-	4	75.00	3	4	4	4	4.00	

	PI 4: Percentage of beneficiaries who rated the training course and advisory services as satisfactory or higher in terms of quality and relevance	-do-	100	100.00	100	5	5	5	5.00	
	PI 5: Number of technical/expert services provided/rendered									
	Research Mentoring									
	Peer reviewers/Panelists									
	Resource Person									
	Convenor/Organizer									
	Consultancy									
	Evaluator	-do-	2	100.00	2	5	5	4	4.67	RCAmodia and JB.Jomadiaio for VSU main research
	PI 6: Number of extension projects/services conducted and/or completed on schedule	-do-	4	125.00	5	5	5	5	5.00	
	PI 7: Number of extension proposals submitted	-do-	2	100.00	2	4	4	4	4.00	
	PI 8: Percentage of extension proposal approved	-do-	90	111.11	100	5	5	5	5.00	
	PI 9: Amount of extension money generated from external funding (Thousand Php)	-do-	500.00	143.67	718.37	5	5	5	5.00	
	PI 10: Amount of extension money generated from institutional funding (Thousand Php)	-do-	885.90	75.76	671.176	5	5	5	5.00	
	PI 11: Additional output									
	Number of extension-related awards (extension conducted by faculty or student and faculty)									
MFO 5. SUPPORT TO OPERATIONS (STO)										
Faculty Development Services										
	PI 1: Number of faculty pursuing advanced degree programs (PhD) facilitated, monitored and assisted	Dean, Dept. Heads	7	57.14	4	4	4	4	4.00	
Faculty Recruiting/Hiring Services										
	PI 2: Number of faculty recruited/aligned with ISO standards	-do-	22	50.00	11	4	5	4	4.33	
Faculty Evaluation Services										
	PI 3: Number of seminars/trainings/conventions/workshops organized/ coordinated for the	-do-	2.00	150.00	3	4	5	5	4.67	
	PI 4: Number of seminars/ trainings/conventions/workshops outside the university	-do-	1	100.00	1	4	4	4	4.00	
	PI 5: Percentage of faculty rated by students with at least very satisfactory rating of the subjects evaluated	-do-	100	100.00	100	5	5	5	5.00	
	PI 6: Number of in-house seminars/trainings/workshops/reviews conducted/attended/facilitated	-do-	1	400.00	4	5	5	5	5.00	
	PI 7: Additional outputs (Number of faculty/staff awards/honor received related to operations support)									
Program and Institutional Accreditation Services										
	PI 1: Number of degree programs which passed accreditation/evaluation at least level 1	-do-	3	100.00	3	5	5	5	5.00	
	PI 2: QMS on faculty recruitment, development, and performance evaluation aligned with ISO standard	-do-	100% compliance	100.00	100% compliance	5	5	5	5.00	
	PI 3: Degree program compliant with CHED requirements	-do-	3	100.00	3	5	5	5	5.00	

GENERAL ADMINISTRATION & SUPPORT SERVICES									
	PI 1. Zero percent complaint from clients served	-do-	Zero complaint	100.00	Zero complaint	5	5	5	5.00
	Additional Outputs:								
	PI 2. Best practice initiatives								
Total Over-all Rating						196.00			
Average Rating						4.67			
Adjectival Rating						Outstanding			


Received by:


Calibrated by:


Recommending Approval:

Approved:


DILBERTO O. FERRAREN, PhD
 Vice President for Planning, Resource Generation and External Affairs
 Planning Officer
 Date: _____


REMBERTO A. PATINDOL, Ph.D.
 Chairman, PMT
 Date: 12/15/21


BEATRIZ S. BELONIAS, Ph.D.
 Vice Pres. for Academic Affairs
 Date: 1/4/22


EDGARDO E. TULIN, Ph.D.
 University President
 Date: 12/20/21

DEC 20 2021