



**VISAYAS**  
STATE UNIVERSITY



**VISAYAS STATE UNIVERSITY-ALANGALANG**  
Binongtoan Alangalang, Leyte PHILIPPINES  
Email: alangalang@vsu.edu.ph  
Website: www.vsu.edu.ph



### OFFICE PERFORMANCE COMMITMENT & REVIEW (OPCR)

I, **JUDITH B. JOMADIAO**, Chancellor of Visayas State University-Alangalang, commits to deliver and agree to be rated on the attainment of the following targets in accordance with the indicated measures for the period July 2021 to December 2021.

**JUDITH B. JOMADIAO**

Chancellor

Date: \_\_\_\_\_

**BEATRIZ S. BELONIAS**

Professor III/VP for Academic Affairs

Date: \_\_\_\_\_

#### INFORMATION ON PERSONNEL FULL-TIME TEACHING EQUIVALENT (FTE):

Personnel	Number (1)	1st sem 2021-2022	2nd sem 2021-2022	Total
Chancellor	1	17.75	-	17.75
Dean	2	50.00	-	50.00
Directors	3	58.50	-	58.50
Department Head	4	108.00	-	108.00
Faculty w/ College Designated Position	20	543.75	-	543.75
Regular Faculty (Vacation & Sick Leave)	19	512.25	-	512.25
Regular Faculty (Teacher's Leave)	21	1327.25	-	1327.25
Part time Faculty Members	16	562.50	-	562.50
Admin Staff Members	15	-	-	-

Rating Equivalents:  
5 - Outstanding  
4 - Very Satisfactory  
3 - Satisfactory  
2 - Fair  
1 - Poor

MFO No.	MFO Description	Success/Performance Indicator (PI)	Units/Persons Responsible	Target (January to December 2021)	Actual Accomplishments		Rating				Remark
					Percent	Details	Quality	Efficiency	Timeliness	Average	
MFO 1.	ADVANCED EDUCATION SERVICES										
UFMO 2: Higher Education Services											Not Applicable
		PI 1: Total FTE monitored	Chancellor, Dean, Dept. Head	4,213.38	34.31	1,445.57	5	5	5	5.00	
		PI 2: Number of undergraduate curricular program compliant to CMO, approved and offered	-do-	2	50.00	1	4	4	4	4.00	
		PI 3: Average percentage passing in licensure exam in mandated programs	-do-	61.00	89.77	54.76	4	4	4	4.00	BSA=3/9 (33.33%); BEED= 13/20 (65%); BSED= 7/13 (53.85%)
		PI 4: Number of graduates in mandated programs graduated within prescribed period	-do-	90	62.22	56	4	5	4	4.33	56 out of 225 graduates

		<b>PI 5:</b> Percentage increase in the number of undergraduate students who graduated within prescribed period	-do-	10%	248.89	24.89%	5	5	4	4.67	56 out of 225 graduates
		<b>PI 6:</b> Percentage increase in number of undergraduate students enrolled	-do-	5%	156.60	7.83% (1295-1441)	5	5	5	5.00	
		<b>PI 7:</b> Number of academe/industry linkage established	-do-	11	100.00	11	5	5	5	5.00	
		<b>PI 8:</b> Number of students advised	-do-	179	784.92	1405	5	5	5	5.00	
		<b>PI 9:</b> Number of student organizations advised/ assisted	-do-	7	100.00	7	5	5	5	5.00	
		<b>PI 10:</b> Number of instructional materials developed	-do-	245	56.73	139	4	4	4	4.00	
		<b>Outcome Indicators</b>									
		<b>PI 11:</b> Percentage of first-time licensure exam takers that pass the licensure exams	-do-	61	89.77	54.76	5	4	5	4.67	BSA=3/8 (37.5%); BSED= 13/20 (65%); BSED= 7/13 (53.85%)
		<b>PI 12:</b> Percentage of graduates (2 years prior) that are employed	-do-	82%	90.24	74%	5	5	5	5.00	
		<b>Output Indicators</b>									
		<b>PI 13:</b> Percentage of undergraduate students enrolled in CHED-identified and RDC-identified priority programs	-do-	100%	100.00	100%	5	5	5	5.00	
		<b>PI 14:</b> Percentage of undergraduate programs with accreditation	-do-	75%	133.33	100%	5	5	5	5.00	
		<b>Additional Outputs</b>									
		<b>PI 15:</b>									
<b>UFMO 3: Research Innovation Services</b>			Dean, Dept. Head								
		<b>PI 1:</b> Number of published papers in internationally indexed journals	-do-								
		<i>In refereed int'l journals</i>	-do-	2	100.00	2	5	5	5	5.00	Jordan (IJELSS)/Catindoy
		<i>In refereed nat'l journals</i>	-do-	-		-					
		<i>In institutional journals</i>	-do-	-		-					
		<b>PI 2:</b> Number of research outputs presented in regional/national/ int'l fora/conferences	-do-	3	133.33	4	5	5	5	5.00	
		<i>In int'l fora/conferences</i>	-do-								
		<i>In nat'l fora/conferences</i>	-do-	1	200.00	2	5	5	5	5.00	Biodiversity Symposium
		<i>In reg'l fora/conferences</i>	-do-	1	100.00	1	4	4	4	4.00	RRDEN
		<i>In institutional fora/conferences</i>	-do-	1	100.00	1	4	4	4	4.00	in-house review
		<b>PI 3:</b> Number of research projects conducted and/or completed on schedule	-do-	5	380.00	19	5	5	5	5.00	
		<b>PI 4:</b> Number of research proposals submitted/endorsed for external funding	-do-	-		12	5	5	5	5.00	
		<b>PI 5:</b> Percent of research proposals approved	-do-	45.45%	220.02	100%	5	5	4	4.67	
		<b>PI 6:</b> Amount of research money generated from external funding (Thousand PHP)	-do-	500.00	143.60	718.00	5	5	4	4.67	
		<b>PI 7:</b> Amount of research money generated from institutional funding (Thousand PHP)	-do-	885.9	39.51	350.00	5	5	4	4.67	
		<b>PI 8:</b> No. of research-related awards (research conducted by faculty or student w/ faculty)	-do-	-		1	5	5	4	4.67	3rd price Best RDE Poster
		<b>Outcome Indicator</b>	-do-								





	PI 9: Number of research outputs in the last three years utilized be the industry or other beneficiaries	-do-	13	123.08	16	5	5	5	5.00	
	Output Indicators	-do-								
	PI 10: Number of research outputs completed within the year	-do-	5	260.00	13	5	5	5	5.00	
	PI 11: Percentage of research outputs published in internationally-refereed or CHED recognized journal within the year	-do-	75%	133.33	100%	5	5	5	5.00	2 out of 2 research
	Additional Outputs:									
	PI 12: Number of research collaboration/ partnership with LGUs	Director, REI	1	200.00	2	4	4	4	4.00	
	PI 13: Number of work and financial plan (WFP) submitted and approved	-do-	2	100.00	2	4	4	4	4.00	
	PI 14: Number of research output publication produced/ related technical publication/ Manual produced and distributed	-do-	-		-					
	PI 15: Number of website updated and maintained	Head, MIST	-		-					
	PI 16: Number of research proposals reviewed for internal funding	Director, REI	-		2	4	4	4	4.00	
	PI 17: Number of research proposals approved for internal funding	-do-	-		2	4	4	4	4.00	
	PI 18: Number of technologies patented	-do-	-		-					
	PI 19: Number of new adopters	-do-	-		-					
	PI 20: Number of Technologies generated	-do-	-		-					
	PI 21: Number of VSU Technologies registered for IP Protection	-do-	-		-					
	PI 22: Number of VSU Technologies applied for IP Protection, monitored and facilitated	-do-	-		-					
	PI 23: Number of VSU Technologies and/or creative works filed for IP Protection (i.e. patents, utility model, copyright, trademark)	-do-	-		-					
	PI 24: Number of VSU Technologies identified for Protection disclosed	-do-	-		-					
	PI 25: Number of patent search conducted	-do-	-		-					
	PI 26: Number of researchers assisted in drafting patent specs and claims	-do-	-		-					
	PI 27: Number of IP awareness trainings/seminars facilitated and conducted	-do-	-		-					
	PI 28: Number of VSU faculty/ researchers/ staff attended IP related trainings and seminars (national/ international		-		2	5	5	4	4.67	
	PI 29: Number of publications qualified for VSU publication incentive award		-		-					
UFMO 4: Extension Services		Director, REI								
	PI 1: Number of person-days trained weighted by length of training	-do-	2500	15.96	399	4	4	4	4.00	
	PI 2: Number of trainings conducted	-do-	4	175.00	7	5	4	5	4.67	
	PI 3: Number of IEC materials/technoguides developed/used	-do-	-		-					
	PI 4: Number of beneficiaries served	-do-	-		-					


	Groups	-do-	-		18	5	4	5	4.67	
	Individuals	-do-	-		399	5	4	5	4.67	
	<b>PI 5:</b> Number of technical/expert services	-do-	-		-					
	<i>Research Mentoring</i>	-do-	-		-					
	<i>Peer reviewers/Panelists</i>	-do-	-		-					
	<i>Resource Persons</i>	-do-	-		-					
	<i>Convenor/Organizer</i>	-do-	-		-					
	<i>Consultancy</i>	-do-	-		-					
	<i>Evaluator</i>	-do-	-		-					
	<b>PI 6:</b> Number of extension projects conducted and/or completed on schedule	-do-	2	250.00	5	4	4	5	4.33	
	<b>PI 7:</b> Number of extension proposals submitted	-do-	2	100.00	2	4	4	4	4.00	
	<b>PI 8:</b> Percent of extension proposals approved	-do-	90%	111.11	100%	5	4	5	4.67	
	<b>PI 9:</b> Amount of extension money generated from external funding (Thousand PHP)	-do-	500.00		-					
	<b>PI 10:</b> Amount of extension money generated from institutional funding (Thousand PHP)	-do-	885.90		25,000.00	4	4	4	4.00	
	<b>PI 11:</b> No. of extension-related awards (extrn. conducted by faculty or student & faculty)	-do-	-		-					
	<b>Outcome Indicator</b>	-do-								
	<b>PI 12:</b> Number of active partnerships with LGUs, industries, NGOs, NGAs, SMEs, and other stakeholders as a result of extension activities	-do-	11	109.09	12	5	5	5	5.00	
	<b>Output Indicators</b>	-do-								
	<b>PI 13:</b> Number of trainees weighted by the length of training	-do-	2500	15.96	399	4	5	4	4.33	
	<b>PI 14:</b> Number of extension programs organized and supported consistent with the SUC's mandated and priority programs	-do-	4	75.00	3	4	5	4	4.33	
	<b>PI 15:</b> Percentage of beneficiaries who rate the training course/s as satisfactory or higher in terms of quality and relevance	-do-	100%	100.00	100%	5	5	5	5.00	
	<b>Additional Outputs:</b>	-do-								
	<b>PI 16:</b> Number of active partnership with LGUs, industries, NGOs, NGAs, SMEs and other stakeholders as a result of extension of activities	-do-	-		9	5	5	5	5.00	
	<b>PI 17:</b> Number of Lakbay aral/ continuing education programs and tours facilitated	-do-	-		-					
	<b>PI 18:</b> Number of website updated and maintained	-do-	-		-					
	<b>PI 19:</b> Number of extension delivery services conducted/ coordinated/ participated: field demo, agri fair, field days, agri-exhibit, Techno-forum, Techno-festival	-do-	-		-					
	<b>PI 20:</b> Number of extension programs organized and supported consistent with VSU's mandated priority programs	-do-	-		2	5	5	5	5.00	
	<b>PI 21:</b> Number of clients assisted in agri-fair, walk in clients, training requests, in-house reviews, trainings and related activities	-do-	-		1 (Farmer Org)	5	5	5	5.00	
	<b>PI 22:</b> Percentage of beneficiaries who rate the training course/s and advisory services satisfactory or higher in terms of quality and relevance	-do-	100%	100.00	100%	5	5	5	5.00	
	<b>PI 23:</b> Number of product/ technology demonstration conducted	-do-	-		-					
	<b>PI 24:</b> Number of clientele served/ registered during Farmers' and Fisherfolks' Day	-do-	-		-					
	<b>PI 25:</b> Number of RDE news and feature articles published	-do-	-		-					



UFMO 5: Support to Operations(STO)									
MFO 1. Faculty Development Services									
		PI 1: Number of faculty pursuing advanced research degree programs (PhD) facilitated, monitored and assisted	7	57.14	4	5	4	4	4.33
MFO 2. Faculty Recruitment/Hiring Services									
		PI 2: Number of faculty recruited/hired aligned with ISO standards	22	50.00	11	4	5	5	4.67
MFO 3. Faculty Evaluation Services									
		PI 3: Number of seminars/trainings/ conventions/workshops coordinated for entire university							
		PI 4: Number of seminars/trainings/ conventions/workshops coordinated outside of the university							
		PI 5: Percentage of faculty rated by students with at least very satisfactory rating in 50% of the subjects evaluated	100%	100.00	100%	5	5	5	5.00
		PI 6: Number of in-house seminars/trainings/ workshops/reviews conducted/attended	1	400.00	4	5	5	5	5.00
		PI 7: Number of faculty/staff awards/honors received related to operations support	-		-				
MFO 4. Program and Institutional Accreditation Services									
		PI 1: Number of degree programs which passed accreditation/evaluation at least Level 1	3	100.00	3	4	4	4	4.00
		PI 2: QMS on faculty recruitment, development & performance evaluation aligned with ISO standards	100%	100.00	100% compliance	4	4	4	4.00
		PI 3: Degree program compliant with CHED	3	100.00	3	5	5	5	5.00
		PI 4: Number of activities organized/attended/ assisted/participated/facilitated	15	226.67	34	5	5	5	5.00
		Additional Outputs:							
		PI 5:							
UFMO 6: General Administration and Support Services									
		PI 1: Zero percent complaint from clients served	0%	100.00	0% complaint	5	5	5	5.00
		Additional Outputs							
		PI 2. Best practice initiatives							
Total Over-all Rating						268.67			
Average Rating						4.63			
Adjectival Rating						Outstanding (O)			

Received by:  
  
**DILBERTO O. FERRAREN, PhD**  
 Planning Officer  
 Date: **MAR 14 2022**

Calibrated by:  
  
**DANIEL LESLIE S. TAN**  
 Chairman, PMT  
 Date: \_\_\_\_\_

Recommending Approval:  
  
**BEATRIZ S. BELONIAS, Ph.D.**  
 Vice Pres. for Academic Affairs  
 Date: \_\_\_\_\_

Approved:  
  
**EDGARDO E. TULIN, Ph.D.**  
 University President  
 Date: \_\_\_\_\_