

| | | | | | | | | | | | |
|--------|---|--|---------------------------------|-----|-------|-------|---|---|-----|-----|--|
| | | PI1: Number of graduate students awarded with scholarship/assistantship | | | | | | | | | |
| | | PI2: Percentage of graduate students awarded with scholarship/assistantship who graduated within prescribed period | | | | | | | | | |
| | | PI3: Number of graduate students awarded with honors/destination | | | | | | | | | |
| UMFO 2 | HIGHER EDUCATION SERVICES | | | | | | | | | | |
| | MFO 1: Curriculum Program Management Services | | | | | | | | | | |
| | | PI1: Total FTE monitored | | | | | | | | | |
| | | - with PhD | Faculty | 18 | .38 | 6.85 | 5 | 5 | 5 | 5.0 | |
| | | - with MS | Faculty | 90 | 25.76 | 128.5 | 5 | 5 | 5.0 | 5.0 | |
| | | - with BS | Faculty | 19 | | | 5 | 5 | 5.0 | 5.0 | |
| | | -Part timers | Faculty | 1 | 24.95 | 24.95 | 5 | 5 | 5 | 5.0 | |
| | | PI2: Number of undergraduate students enrolled in the new Program | | | | | | | | | |
| | | BPED | Faculty | 35 | 1.6 | 56 | | | | | |
| | | BCAEd | Faculty | 35 | 1.34 | 47 | | | | | |
| | | PI3: Percentage increase in the number of undergraduate students who graduated within prescribed period | | 85% | 1.13 | 96 | 5 | 5 | 4 | 4.7 | |
| | | PI4: Percentage passing of students in the licensure board examination | | | | | | | | | |
| | | BSED (Mapeh) | Faculty | 60 | 1 | 48 | | | | | |
| | | BEED | | | | | | | | | |
| | | PI 5. Number of academe/Industry linkage established | | | | | | | | | |
| | | * Local | Head, Faculty | 9 | 1.55 | 14 | 5 | 5 | 5 | 5 | |
| | | * National | Head, Faculty | 4 | 1.5 | 6 | 5 | 5 | 5 | 5 | |
| | | * International | Head, Faculty | 1 | 1 | 1 | 4 | 4 | 4 | 4 | |
| | | <input type="checkbox"/> Awards/Honors Received by: | Head, Faculty | 5 | 1.6 | 8 | 5 | 5 | 5 | 5 | |
| | | <input type="checkbox"/> Awards/Honors Received by Students: | Head, Faculty & Affiliate Staff | 50 | 3.04 | 163 | 5 | 5 | 5 | 5 | |
| | | PI 6a. Number of students advised | | | | | | | | | |
| | | On field practice | Head, Faculty | 40 | 1.22 | 49 | 5 | 5 | 5 | 5 | |
| | | On consultation | Head, Faculty | 350 | 1.42 | 500 | 5 | 5 | 5 | 5 | |
| | | PI 6b. No. of student organizations Advised/Assisted | | | | | | | | | |
| | | Student organizations advised | | 5 | 1 | 5 | 5 | 5 | 5 | 5 | |

| | | | | | | | | | | | |
|--------------|---------------------------|---|---------------|--------|-------|----|---|---|---|-----|--|
| | | <i>In refereed nat'l journals</i> | | | | | | | | | |
| | | <i>In institutional journals</i> | | | | | | | | | |
| | | PI 2. Number of research outputs presented in | | | | | | | | | |
| | | <i>In int'l fora/conferences</i> | | | | | | | | | |
| | | <i>In nat'l fora/conferences</i> | | | | | | | | | |
| | | <i>In reg'l fora/conferences</i> | | | | | | | | | |
| | | <i>In institutional fora/conferences</i> | | | | | | | | | |
| | | PI 3. Number of research projects conducted and/or completed on schedule | | 0 | 0 | | 3 | 3 | 3 | 3.0 | |
| | | PI 4. Number of research proposals submitted | | 0 | 0 | | 3 | 3 | 3 | 3.0 | |
| | | PI 5. Percent of research proposals approved | | | | | | | | | |
| | | PI 6. Amount of research money generated from external funding (Thousand PHP) | | | | | | | | | |
| | | PI 7. Amount of research money generated from institutional funding (Thousand PHP) | | 50,000 | | | | | | | |
| | | PI 8. Additional outputs | | | | | | | | | |
| | | No. of research-related awards (research conducted by faculty or student w/ faculty) | | | | | | | | | |
| MFO 4 | EXTENSION SERVICES | | | | | | | | | | |
| | | PI 1. Number of days trained weighted by length of training | | 25 | 1.20% | 35 | 5 | 5 | 5 | 5.0 | |
| | | PI 2. Number of IEC materials/technoguides developed/used | | | | | | | | | |
| | | PI 3. Number of beneficiaries served | | | | | | | | | |
| | | <i>Groups</i> | Head, Faculty | 2 | | | | | | | |
| | | <i>Individuals</i> | | 50 | 1.4 | 90 | 5 | 5 | 5 | 5.0 | |
| | | PI 4. Number of extension projects conducted and/or completed on schedule | | 1 | 1 | 1 | 5 | 5 | 4 | 4.7 | |
| | | PI 5. Number of extension proposals submitted | | 2 | 1.5 | 3 | 5 | 5 | 4 | 4.7 | |

| | | | | | | | | | | | |
|--------|--|--|---|--------|------|----|---|---|---|-----|--|
| | | PI 6. Percent of extension proposals approved | | | | | | | | | |
| | | PI 7. Amount of extension money generated from external funding (Thousand PHP) | | | | | | | | | |
| | | PI 8. Amount of extension money generated from institutional funding (Thousand PHP) | | 50,000 | | | | | | | |
| | | PI9: Number of partnerships/linkages | Head, Faculty | 1 | 1 | 1 | 5 | 5 | 5 | 5.0 | |
| | | Other Outputs | | | | | | | | | |
| | | No. of extension-related awards (extrn. conducted by faculty or student & faculty) | | | | | | | | | |
| UMFO 5 | SUPPORT TO OPERATIONS | | | | | | | | | | |
| | MFO 1: Faculty Development Services | | | | | | | | | | |
| | | PI1: Number of faculty pursuing advanced research degree programs (PhD) facilitated, monitored and assisted | Faculty | 1 | 1 | 1 | 5 | 5 | 5 | 5.0 | |
| | | P2 Organized Workshops/ Sports Clinic | | 2 | 1% | 2 | 5 | 5 | 5 | 5.0 | |
| | | P3. Coordinated workshops, sports clinics | | 2 | 1% | 2 | 5 | 5 | 5 | 5.0 | |
| | | Attended workshops, trainings, sports | | 5 | 1.6 | 8 | 5 | 5 | 5 | 5.0 | |
| | | P4 Recommends faculty to attend training or seminars related to their field of specialization | | 5 | 1.6 | 8 | 5 | 5 | 5 | 5.0 | |
| | | P5 Number of sports/wellness activities (Faculty and Staff Sportsfest, University Intramural Games, University Goodwill Games) | Faculty | 2 | 1 | 2 | 5 | 5 | 5 | 5.0 | |
| | | P6 Number of State Colleges and Universities coordinated for Regional SCUAA | Dean, Sports Directors, Faculty and Staff | 11 | 1 | 11 | 5 | 5 | 5 | 5.0 | |
| | | P7 Committee Assignments as a member/chairperson organized by the university | Head, Faculty & staff (university-wide) | 25 | 1.2 | 30 | 5 | 5 | 5 | 5.0 | |
| | | P8 Coordinated workshops, sports clinics and trainings | Head, Faculty | | | | | | | | |
| | | P9 Attendance to meetings and other related school activities | Head, Faculty | 30 | 1.33 | 40 | 5 | 5 | 5 | 5.0 | |


| | | | | | | | | | | | |
|---------------|--|---|--|-------|------|------|---|---|---|-----|--|
| | | PII: Number of graduating high school students who took the exam resulting from information drive | | | | | | | | | |
| | MFO 6: Program and Institutional Accreditation Services | | | | | | | | | | |
| | | PI1: Number of degree program which passed accreditation/evaluation at least Level 1 | Head, Dean, program coordinator | | | | | | | | |
| | | PI2: Degree program compliant with CHED | Head, dean, program coordinator, faculty & staff | 2 | 1 | 2 | 5 | 5 | 5 | 5.0 | |
| | | PI3: Readiness to SUC levelling by CHED and DBM | Head, dean, program coordinator, faculty & staff | 2 | 1 | 2 | 5 | 5 | 5 | 5.0 | |
| UMFO 6 | GENERAL ADMINISTRATION AND SUPPORT SERVICES | | | | | | | | | | |
| | | PI 1. Number of departments and/or service units supervised and monitored | Head, Faculty and Staff, Dean, President, VP & Students | 15 | 1.3 | 20 | 5 | 5 | 5 | 5.0 | |
| | | PI 2. No. of management meetings conducted | Head | 20 | 1.25 | 25 | 5 | 5 | 5 | 5.0 | |
| | | PI 3. Number of documents attended and served | Head | 1,000 | 1.5 | 1500 | 5 | 5 | 5 | 5.0 | |
| | | PI 4. Number of academic lecture/laboratory rooms maintained | Head, Administrative Staff | 8 | 1.25 | 10 | 5 | 5 | 5 | 5.0 | |
| | | PI 5. Number of athletic equipment maintained | Head, Administrative Staff | 800 | 1.25 | 1000 | 5 | 5 | 5 | 5.0 | |
| | | PI6. Number of budget proposals and financial requirements of department & university programs endorsed to finance committee | Head | 4 | | 7 | 5 | 5 | 5 | 5.0 | |
| | | PI 7. Periodic inventory of equipment, supplies and materials | Head, Administrative staff, property custodian | 3 | 1.5 | 5 | 5 | 5 | 5 | 5.0 | |
| | | PI 8. Number of sports facilities maintained | Head, faculty in-charge of university sports facilities, clerk & | 18 | 1.11 | 20 | 5 | 5 | 5 | 5.0 | |
| | | PI 9. Number of supplies & sports equipment purchased | Head, property custodian, service pe coordinator, varsity sports coordinator | 300 | 1.16 | 350 | 5 | 5 | 5 | 5.0 | |

| | | | | | | | | | | | |
|--|--|--|---|----|------|----|------|------|------|-------|-------------|
| | | PI 10. Number of personnel endorsed for personnel actions (recruitment, renewals, promotions, leaves, pass slips, permission to engage in outside activities, etc.) | Head & IHK Personnel Committee | 11 | 1 | 11 | 5 | 5 | 5 | 5.0 | |
| | | Zero percent complaint from clients served | Head, Faculty, Staff | 0 | 1 | 0 | 5 | 5 | 5 | 5.0 | |
| | | Additional Outputs | | | | | | | | | |
| | | P11.Participated in the Regional SCUAA 2018 | Administration, Faculty, Staff & Students | 1 | 1 | 1 | 5 | 5 | 5 | 5 | |
| | | P12. Organized a Team IHK fellowships/Team building activity to enhance and strengthen human relations | | 1 | 100% | 1 | 5 | 5 | 5 | 5.0 | |
| | | | | | | | 379 | 377 | 374 | 378.5 | 1508.5 |
| | | Total Over-all Rating | | | | | 4.92 | 4.89 | 4.85 | 4.91 | 18.96 |
| | | Average Rating | | | | | | | | | |
| | | Adjectival Rating | | | | | | | | | Outstanding |


Received by:

TERESITA L. QUIÑANOLA
PRPEO
Date: _____


Calibrated by:


REMBERTO A. PATINDOL
Chairman, PMT
Date: _____

Recommending Approval:


BEATRIZ S. DELONIAS
VP for Instruction
Date: _____

Approved:


EDGARDO E. TULIN
President
Date: _____