



DM (275) - 4

Visayas State University
College of Arts and Sciences
DEPARTMENT OF MATHEMATICS AND PHYSICS
Visca, Baybay City, Leyte



OFFICE PERFORMANCE COMMITMENT & REVIEW FORM (OPCR)

I, **CLIMACO D. ESPINA JR.**, Head of the Department of Mathematics and Physics, College of Arts and Sciences commits to deliver and agree to be rated on the attainment of the following accomplishments in accordance with the indicated measures for the period January 1, 2019 to June 30, 2019

[Signature]
CLIMACO D. ESPINA JR.
Department Head
Date: _____

[Signature]
CANDELARIO L. CALIBO
Dean, CAS
Date: _____

[Signature]
BEATRIZ S. BELONIAS
Vice President for Instruction
Date: _____

Appointment/Status	Position Title	Number
Head	Associate Professor III	1
Regular Faculty/Staff	Associate Professor II	1
	Asst. Professor III	1
	Asst. Professor I	3
	Instructor III	2
	Instructor I	7
	Admin. Aide VI	1
	Admin. Aide III	1
Substitute Faculty	Instructor I	7
Job Order	Laboratory Technician	1
TOTAL		25

Rating Equivalents:
5 - Outstanding
4 - Very Satisfactory
3 - Satisfactory
2 - Fair
1 - Poor

MFO NO.	MFO Description	Success/Performance Indicator (PI)	Units/Persons Responsible*	Target	Actual Accomplishments		Ratings				Remark
					Accomplishments as of Jan - June 2019	Details Accomplishments	Quality	Efficiency	Timeliness	Average	
UMFO 1: Advanced Education Services											
OVPI MFO 1. Graduate Degree Program Management Services					NA						
		PI 1: Number of graduate degree specializations offered and monitored									
		PI 2: Total FTE monitored									

MFO NO.	MFO Description	Success/Performance Indicator (PI)	Units/Persons Responsible*	Target	Actual Accomplishments		Ratings				Remark	
					Accomplishments as of Jan - June 2019	Details Accomplishments	Quality	Quantity	Efficiency	Cost		
		PI 3: Percentage of students who graduated within the prescribed period										
OVPI MFO 2. Graduate Student Management Services				NA								
		PI 1: Percentage of graduate students awarded with honors/distinction										
		PI 2: Percentage of graduate students advised who rated the adviser/GAC member at least very satisfactory										
		PI.3: Percentage of graduate school faculty engaged in research work applied in any of the ff:										
		a. Pursuing advanced research degree program										
		b. Actively pursuing in the last three years (investigative research, basic and applied scientific research, policy research, social science research)										
		c. Producing technologies for commercialization or livelihood improvement										
		d. Whose research work resulted in										

MFO NO.	MFO Description	Success/Performance Indicator (PI)	Units/Persons Responsible*	Target	Actual Accomplishments		Ratings				Remark	
					Accomplishments as of Jan - June 2019	Details Accomplishments	Quality	Quantity	Efficiency	Cost		Age
UMFO 2: Higher Education Services												
OVPI MFO 1. Curriculum Program Management Services												
		PI 1: Total FTE monitored		396.1	567.4		5	5		5	5.00	
			Head (1)	8	29.19							Climaco D. Espina, Jr.
			Faculty on VSL (4)	64.1	147.56							Dr. Lina, Prof. Ramos, Prof. Sacedon, Ms. E.Casinillo
			Faculty on TL (2)	72	81.29							Mr. Igcasama, Mr. L Casinillo
			Sub. Faculty (7)	252	319.36							Ms. Armada, Ms. Villafuerte, Ms. Estor, Ms. Canete, Mr. Lesidan, Ms. Mazo, Ms. Cara
		PI 2: Percentage of undergraduate curricular program compliant to CMO, approved and offered									0.00	
		PI 3: Average percentage passing in licensure exam									0.00	
		PI 4: Percentage of first time licensure exam takers who passed the licensure exam									0.00	
		PI 5: Percentage of graduates who graduated within prescribed period									0.00	
		PI 6: Percentage increase in the number of undergraduate students who graduated within prescribed period									0.00	
		PI 7: Percentage of graduates (two years prior) who are employed and/or pursuing graduate studies									0.00	
		PI 8: Number of academe/industry linkages established									0.00	
		PI 9: Number of thesis/special problem of students:									0.00	

MFO NO.	MFO Description	Success/Performance Indicator (PI)	Units/Persons Responsible*	Target	Actual Accomplishments		Ratings				Remark	
					Accomplishments as of Jan - June 2019	Details Accomplishments	Quality	Quantity	Timeliness	Cost-Effectiveness		
		a. Thesis outline/manuscript/Case Studies/Special Problems/OJT Narrative Reports/Engineering Projects/Portfolios advised									0.00	
		b. Thesis outline/manuscript/Case Studies/Special Problems/OJT Narrative Reports/Engineering Projects/Portfolios approved									0.00	
		PI 10: Number of student organizations advised/ assisted	RM Igcasama, ERLina Jr.	2	5			5	5	5	5.00	CAS-SSC, USSC, Mahogany, Mighty Orthrus, Athletic varsity team
		PI 11: Number of instructional materials developed/revised	All Faculty	13	17			5	5	5	5.00	All DMP Faculty
		a. OBE-compliant syllabi	All Faculty	13	17			5	5	5	5.00	All DMP Faculty
		b. Teaching guides/Student guides/Laboratory Manuals	All Faculty	13	17			5	5	5	5.00	All DMP Faculty
		c. Complete sets of teacher-developed audio visual materials (powerpoints, videos, computer games, etc)	All Faculty	10	17			5	5	5	5.00	All DMP Faculty
		d. On-line interactive learning resources per subject		0							0.00	
		PI 12. Number of instruction-related awards									0.00	
	Additional Outputs	No. of curricular proposal offerings submitted to UAC/CHED	DMP Head, ERLina Jr, MF Sacedon	2	2			5	5	5	5.00	BS in Mathematics and BS Applied Physics for BOR
		No. of curricular proposal offerings approved	DMP Head, ERLina Jr, MF Sacedon	2	2			5	5	5	5.00	BS in Mathematics and BS Applied Physics
UMFO 3: Research Services											0.00	
		PI 1. Number of research proposals submitted	Emily Casinillo and Leomarich Casinillo	1	2			5	5	5	5.00	Economics of Happiness: A Study on Determinants Among Employees of Visayas State University

MFO NO.	MFO Description	Success/Performance Indicator (PI)	Units/Persons Responsible*	Target	Actual Accomplishments		Ratings				Remark
					Accomplishments as of Jan - June 2019	Details Accomplishments	Quality	Quantity	Efficiency	Cost	
		PI 2. Number of research proposals approved	Emily Casinillo and Leomarich Casinillo	1	2		5	5	5	5.00	Economics of Happiness: A Study on Determinants Among Employees of Visayas State University
		PI 3. Number of research studies conducted									
		PI 4. Number of research projects/studies completed within the year									
		PI 5. Number of research papers (oral presentation, posters, keynote speaker, plenary speaker) presented in regional/national/ int'l scientific/professional fora and conferences									
		<i>In int'l fora/conferences</i>									
		<i>In nat'l fora/conferences</i>	JACafete, LMEstor	2	2		5	5	5	5.00	2019 Summer Upgrading Program for Mathematics Teachers, MSU, Gen Santos
			RMlgcasama	1	1		5	5	5	5.00	Seminar-Workshop on Educational Technologies for the 21st Century Teachers (April 29 - May 3, 2019)
		<i>In reg'l fora/conferences</i>								0.00	
		<i>In inst'l fora/conferences</i>								0.00	
		PI 6. Number of paper submitted for publication in internationally indexed journals								0.00	
		PI 7. Number of published papers in peer-reviewed journals								0.00	
		<i>In refereed int'l journals</i>								0.00	
		<i>In refereed nat'l journals</i>	L.F. Casinillo	1	1		5	5	5	5.00	A note on Fibonacci and Lucas number of domination in path
		<i>In institutional journals</i>									

MFO NO.	MFO Description	Success/Performance Indicator (PI)	Units/Persons Responsible*	Target	Actual Accomplishments		Ratings				Remark
					Accomplishments as of Jan - June 2019	Details Accomplishments	Quality	Quantity	Timeliness	Cost-Effectiveness	
		PI 8. Number of patents/Utility Models/copyrights filed and registered									
		PI 9. Amount of research money generated from external funding (Thousand PHP)									
		PI 10. Amount of research money generated from institutional funding (Thousand PHP)									
		PI 11. Number of research outputs in the last three years utilized by the industry or other beneficiaries									
		PI 12. Number of research-related awards (research conducted by faculty or student w/ faculty)									
UMFO 4: Extension Services											
		PI 1. Number of trainees weighted by the length of training	DMP Head, ER Lina Jr., MF Sacedon, Ma. NQ Ramos	500 pds							0.00
		PI 2: Number of trainings conducted	DMP Head	1	1		5	5	5	5	5.00
		PI 3. Number of IEC materials/techno-guides developed/used									0.00
		PI 4. Number of beneficiaries served		50	160		5	5	5	5	5.00 All DMP Faculty
		<i>Groups</i>									
		<i>Individuals</i>									
		PI 5. Number of technical/expert services provided/rendered		2	2		5	5	4	4	4.67
		<i>Research Mentoring</i>									
		<i>Peer reviewers/Panelists</i>									
		<i>Resource Persons</i>		1	1		5	5	5	5	5.00


MFO NO.	MFO Description	Success/Performance Indicator (PI)	Units/Persons Responsible*	Target	Actual Accomplishments		Ratings				Remark
					Accomplishments as of Jan - June 2019	Details Accomplishments	Quality	Quantity	Efficiency	Cost-Effectiveness	
		<i>Convenor/Organizer</i>	RMIgcasama	1	1		5	5	5	5.00	Seminar-Workshop on Community Entry and Needs Assessment, Jan 12, 2019
		<i>Consultancy</i>									
		<i>Evaluator</i>									
		PI 6. Number of extension projects conducted		1	1		5	5	4	4.67	Enhancing Junior and Senior High School Teachers' competencies in Teaching Sciences Mathematics, Statistics and English in the Baybay City Division (CAS Extension)
		P4 2. Additional Outputs	Judge, Dormitory Management Committee, Committee member, GAM, CWTS Training Officer, Coach	1	6		5	5	4	4.67	CWTS Training Officer, Judge-VFES Science Fair, Interviews dormitory adviser applicants, GAM-Team Pythons, Officiating Official-Intramurals, Coach Regional SCUAA
		PI 7. Number of extension proposals submitted		1	1		5	5	4	4.67	
		PI 8. Number of extension proposals approved								0.00	
		PI 9. Amount of extension money generated from external funding (Thousand PHP)								0.00	

MFO NO.	MFO Description	Success/Performance Indicator (PI)	Units/Persons Responsible*	Target	Actual Accomplishments		Ratings				Remark	
					Accomplishments as of Jan - June 2019	Details Accomplishments	Quality	Quantity	Efficiency	Cost-Effectiveness		Value for Money
		PI 10. Amount of extension money generated from institutional funding (Thousand PHP)									0.00	
		PI 11. Percentage of beneficiaries who rated the training course and advisory services as satisfactory or higher in terms of quality and relevance									0.00	
		PI 12. No. of extension-related awards (extn. conducted by faculty or student & faculty)									0.00	
UMFO 5: Support to Operations (STO)												0.00
OVPI MFO 1. Faculty Development Services												0.00
		PI 1: Number of faculty pursuing advanced degree programs	JS Valenzona, DL Valenzona, RRL Aure, JLCagande, HRF Abad, IS Coco, JH Sidaya, CL Abas	8	8		5	5	4	4.67	5 Ph.D Math, 3 Ph.D. Physics	
OVPI MFO 2. Faculty Recruitment/Hiring Services												0.00
		PI 2: Number of faculty recruited/hired aligned with university RSP policy and competency-based HRM	DMP Personnel Committee	3	3		5	5	5	5.00	Teaches math subjects	
OVPI MFO 3. Faculty Evaluation Services												0.00
		PI 3: Number of seminars/trainings/conventions/workshops organized/coordinated for the entire university									0.00	
		PI 4: Number of seminars/trainings/conventions/workshops organized/coordinated outside the university									0.00	

MFO NO.	MFO Description	Success/Performance Indicator (PI)	Units/Persons Responsible*	Target	Actual Accomplishments		Ratings				Remark
					Accomplishments as of Jan - June 2019	Details Accomplishments	Quality	Quantity	Timeliness	Cost-Effectiveness	
		PI 5: Percentage of faculty rated by students with at least very satisfactory rating of the subjects evaluated	Faculty	80%	100%		5	5	5	5.00	Faculty rated by students with at least VS rating of subjects evaluated
		PI 6 : Number of college/department-level seminars/trainings/workshops/reviews conducted/attended/facilitated	DMP Head, All Faculty	1	3		5	5	5	5.00	2019 summer upgrading Program for mathematics teachers
										0.00	
OVPI MFO 4. Program and Institutional Accreditation Services										0.00	
		PI 1: Number of degree programs which passed accreditation/evaluation at least Level 1								0.00	
		PI 2: Degree program compliant with CHED requirements								0.00	
										0.00	

MFO NO.	MFO Description	Success/Performance Indicator (PI)	Units/Persons Responsible*	Target	Actual Accomplishments		Ratings				Remark	
					Accomplishments as of Jan -	Details Accomplishments	Quality	Efficiency	Timeliness	Average		
UMFO 6: General Administration and Support Services												
		PI 1. Zero complaint from clients (complaints dropped in suggestion boxes, complaints on change of grades and other complaints)		0	0% no complained			5	5	5	5.00	
		PI 2. Number of complaints addressed within the prescribed time						5	5	5	5.00	
		PI 3: Additional Outputs										
		Best practices/new initiatives/innovations										
		Total Over-all Rating									1.33	✓
		Average Rating									4.9	✓
		Adjectival Rating									0	✓

Received by:




DILBERTO O. FERRAREN

Planning Office

Date: _____

Calibrated by:

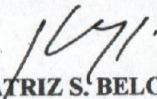


REMBERTO A. PATINDOL

Chairman, PMT

Date: _____


Recommending Approval:



BEATRIZ S. BELONIAS

VP for Instruction

Approved by:



EDGARDO E. TULIN

University President

Date: _____

- 1 - Quality
- 2 - Efficiency
- 3 - Timeliness
- 4 - Average