


# OFFICE PERFORMANCE COMMITMENT & REVIEW (OPCR)



I, **SANTIAGO T. PEÑA, JR.**, of the **Office of the Vice President for Research, Extension and Innovation (OVPREI)** commits to deliver and agree to be rated on the attainment of the following targets in accordance with the indicated measures for the period **January-June 2024**.

**SANTIAGO T. PEÑA, JR.**

Vice President, Research, Extension, and Innovation

Date: 7/12/2024

**PROSE IVY G. YEPES**

University President

Date: 09/06/24

Personnel		Number
Permanent/Regular	Professor III / Vice President (STPeña, Jr.)	1
	Professor VI /Director (ICEmnace)	1
	Professor VI/Director (FSinon)	1
	Associate Professor I/Director (APAbamo)	1
	Assistant Professor IV (PSCaintic)	1
	Instructor II (MLTambis)	1
	Admin Aide IV (Tbagueio, STNayre)	2
	Admin Aide III (JPosas, ANayre, NPiad, CAnduyan)	4
	SRS I (EYBañoc)	1
	SRA (MVQSubere: Study Leave)	1
Casual	Admin Aide III (MLSta.Iglesia)	1
	SRA (KBCaingcoy)	1
JO	SRS (JMMarquez, MJDeCaiman, MTapayan, Dvillaber, CGuston, NKJabian, PAPo)	7
	SRA ( LMalpas, PAguiar, Mmerano, Ecana, Msacmar, Rbesavilla, ARellin, SPuebla, CJNayre, KCentino, MAMagno, JMTambis, ALLarenas )	13
	Media Production Assistant (LMasandag)	1
	Utility (NLingatong, RBornias)	2
	Laborers	7
Total		46

MFO/PAPs	Success Indicators	Unit/Persons Responsible	Target (Jan-Dec 2024)	Actual Accomplishment	Rating				Remark
					Quality	Efficiency	Timeliness	Average	
UFMO 2: Higher Education Services									
MFO3: Higher Education Management Services									
PI 5: Total FTE, coordinated, implemented and monitored	Actual Faculty's FTE	Handled subjects/ courses assigned	50	162.79	5	5	5	5	
Additional Output:									
A1. Number of grade sheets submitted within prescribed period		Research Centers, Colleges, faculty, colleges	3	8	5	5	5	5	
A2. Number of trainings attended related to instruction		Research Centers, Colleges, faculty, colleges	1	1	5	5	5	5	
A3. Number of quizzes administered and checked		Research Centers, Colleges, faculty, colleges	10	25	5	5	5	5	
A4. Number of term exam administered and checked		Research Centers, Colleges, faculty, colleges	3	16	5	5	5	5	
A5. Number of lab reports and term papers checked and graded		Research Centers, Colleges, faculty, colleges	2	13	5	5	5	5	
MFO2. Graduate Student Management Services									
A6. Number of graduate students advised		Research Centers, Colleges,faculty, colleges	6	29	5	5	5	5	
A7. Percentage of graduate school faculty engaged in research work applied in any of the following:									
* Pursuing advanced research degree programs (PhD)		OVPREI, Research Centers, Colleges,faculty, colleges	1	14	5	5	5	5	



<b>MFO1. Curriculum Program Management System</b>								
A8. Number of students advised	OVPREI, Research Centers, Colleges, faculty, colleges	50	213	5	5	5	5	
<b>UMFO 3: Research and Innovation Services</b>								
<b>Research Services</b>								
PI 1: Number of research outputs in the last three (3) years utilized/commercialized by the industry or by other beneficiaries,	OVPREI, Research Centers, Colleges, faculty researchers	60	87	5	5	5	5	
PI 2: Number of research outputs completed within the year	OVPREI, Research Centers, Colleges, faculty researchers	45	29	5	5	5	5	
PI 3: Percentage of research outputs published in internationally-referred or CHED recognized journal within the year* (whole year)	OVPREI, Research Centers, Colleges, faculty researchers	35%	58.41%	5	5	5	5	
<i>In referred int'l journals</i>								
<i>In referred int'l or regional journals</i>								
PI 4: Number of outputs published in CHED accredited journals/ internationally indexed journal/ books or book chapter	OVPREI, Research Centers, Colleges, faculty researchers	54	34	5	5	5	5	
PI 5: Number of outputs presented in scientific fora ( regional/ national/ international/ conferences/ conventions)	OVPREI, Research Centers, Colleges, faculty researchers	45	52	5	5	5	5	
- International Fora/Conferences								
- National Fora/Conferences								
- Regional Fora/Conferences								
- Local For a/Conferences								
PI 6: Number of research projects conducted and completed on schedule	OVPREI, Research Centers, Colleges, faculty researchers	15	44	5	5	5	5	
PI 7: Number of research proposals submitted/endorsed for external funding	OVPREI, Research Centers, Colleges, faculty researchers	8	29	5	5	5	5	

PI 8: Number of research proposals reviewed for internal funding	OVPREI, Research Director, Commodity Team	20	39	5	5	5	5	
PI 9: Number of research proposals approved for internal funding	OVPREI, Research Director, Commodity Team	4	5	5	5	5	5	
PI 10: Amount of research money generated from external funding	OVPREI, Research Centers, Colleges, faculty researchers	15M (whole year)	46,450,190.95	5	5	5	5	
PI 11: Amount of research money generated from institutional funding	OVPREI, Research Centers, Colleges, faculty researchers	20M (whole year)	27,268,933.51	5	5	5	5	
PI 12: Number of research-related awards/recognitions (faculty, staff and students)	OVPREI, Research Centers, Colleges, faculty researchers	6	11	5	5	5	5	
<b>Additional Output:</b>								
A1. Number of research proposals approved for external funding	OVPREI	4	11	5	5	5	5	
A2. Number of research collaboration/partnerships with LGU, agencies, industry, private individuals, and local entrepreneurs established/maintained	OVPREI, Research Centers, Colleges, faculty researchers	12 (whole year)	26	5	5	5	5	
A3. Number of publication qualified and approved for scientific publication award	OVPREI and the University Publication Incentives Committee	10	49	5	5	5	5	
A4. Percent of research proposals approved	OVPREI, Research Centers	1	8	5	5	5	5	
<b>Innovation Services:</b>								
PI 1. Number of research proposals aligned to innovative/emerging technologies	OVPREI	2	-	5	5	5	5	



PI 2. Percentage of research outputs identified by in-house evaluators for IP protection are filed within the year (i.e patents, utility model, copyright, trademark)	OVPREI	At least 50% of research outputs for protection are filed within a year	4	4.8	4.5	4.5	4.6	
PI 3. Number of VSU Technologies registered for IP Protection	OVPREI	-	2	5	5	5	5	
PI 4. Number of technologies filed for IP protection monitored and facilitated (on-going prosecutions)	OVPREI	100% monitoring	100%	5	5	5	5	
PI 5. Number of technology disclosures	OVPREI	At least 50%	2	4.8	4.8	4.8	4.8	
PI 6. Number of researchers assisted in drafting patent claims	OVPREI	At least 50%	3	4.6	4.6	4.6	4.6	
PI 7. Number of IP-related trainings/ seminars organized , facilitated and conducted; and other seminars organized by Innovation Office	OVPREI	12	11	4.8	4.8	4.8	4.8	
<b>Additional Outputs:</b>								
A1. Number of patents and UMs qualified and approved for VSU incentive programs	OVPREI and University IPR Committee	10	34	5	5	5	5	
A2. Number of website updated and maintained	OVPREI, Research Centers, Department	3	6	5	5	5	5	
<b>UMFO 4. Extension Services</b>								
PI 1. Number of active partnership with LGUs, industries, NGOs, NGAs SMEs and other stakeholders as a result of extension activities. - Monitors and consolidates MOAs and MOUs of all VSU partnership and linkages as a result of extension.	OVPREI, Research Centers, Department	20	114	5	5	5	5	
PI 2. Number of trainees weighted by the length of training:								

* Number of trainees weighted by the length of training facilitates, monitors and consolidates on time from different VSU units and centers	OVPREI, Research Centers, Department	26,000	4310	5	5	5	5	
PI 3. Number of Extension Programs organized and supported consistent with SUC's mandated and priority programs	Research Centers, Colleges, Departments and Extension projects	35	49	5	5	5	5	
* Monitors and consolidates extension programs and projects consistent with VSU mandated and priority programs								
PI 4. Percentage of beneficiaries who rate the training course/s as satisfactory or higher in terms of quality and relevance	OVPREI, Research Centers, Colleges, Departments	95%	98.75%	5	5	5	5	
PI 5. Number of clients assisted in Agri-Fair, walk in clients, training request. Assists/documents/facilitates in the conduct of trainings, In-House Review, and other related activities	OVPREI, Research Centers, Colleges, Departments	20	1400	5	5	5	5	
PI 6. Number of product/technology demonstration facilitates, monitors and consolidated from VSU Research Centers	OVPREI, Research Centers, Colleges, Departments	10	42	5	5	5	5	
PI 7. Percentage of accomplishment report consolidated on time during the annual In House Review for Extension Project and Service	Research Centers and Extension projects	95%	68%	5	5	5	5	
PI 8. Number of IEC Materials produce and number of videos in extension projects	OVPREI, Research Centers, Departments, Extension Projects	5	8	5	5	5	5	
PI 9: Number of extension Physical Report of Accomplishment consolidated and submitted to OVRGAS and Error Free	OVPREI	4	1	5	5	5	5	
PI 10: Number of monitored workloads of faculty and staff involved in Extension activities	OVPREI	230	109	5	5	5	5	
PI 11: Number of meetings conducted for extension faculty and staff via online settings	OVPREI	2	1	5	5	5	5	



P12: Number of new extension proposals received and evaluated	OVPREI	5	19	5	5	5	5	
PI 13: Number of new extension proposals approved	OVPREI	5	2	5	5	5	5	
<b>Additional Outputs:</b>								
A1: Number of technical/expert services:								
<i>Research Mentoring</i>	OVPREI, Research Centers	11	30	5	5	5	5	
<i>Peer reviewers/Panelists</i>		2	2	5	5	5	5	
<i>Resource Persons</i>	OVPREI, Research Centers	6	6	5	5	5	5	
<i>Convenor/Organizer</i>	OVPREI, Research Centers	1	4	5	5	5	5	
<i>Consultancy</i>	OVPREI, Research Centers	26	37	5	5	5	5	
<i>Evaluator</i>	OVPREI, Research Centers	2						
A2: Number of extension-related awards (extrn. Conducted by faculty or student)								
A3: Number of RE demo unit maintained for educational purposes		1	13	5	5	5	5	
A4: Number of extension delivery services conducted/ coordinated/ participated: field demo, agri-fair, field days, agri-exhibit, techno-forum, techno-	OVPREI, Research Centers	3	34	5	5	5	5	
<b>UMFO 5: Support to Operations</b>								
<b>A. Research Faculty Development Services</b>								
PI 1: Number of faculty pursuing advanced research degree programs (PhD & MS) facilitated, monitored and assisted	OVPREI, Research Centers	5 (whole year)	14	5	5	5	5	
PI 2: Number of webinars/seminars/trainings attended	OVPREI, Research Centers	7	14	5	5	5	5	
<b>Additional Output:</b>								
<b>Faculty Recruitment/Hiring Services</b>								

A1. Number of faculty recruited/hired based on needed competencies and aligned with ISO standards	OVPREI, Research Centers, Colleges							
<b>B. Evaluation Services</b>								
PI 1: Number of In house reviews/ seminars/ training/ convention/ workshops coordinated/ conducted/ attended	OVPREI, Research Centers, Colleges	8 (whole year)	36	5	5	5	5	
PI 2: Number of research projects monitored/ facilitated for review (during the Annual In-House Review)	OVPREI, Research Centers, Colleges	80	135	5	5	5	5	
PI 3: Number of RDE programs/ projects monitored	OVPREI	100	207	5	5	5	5	
<b>Additional Outputs:</b>								
A1: Number of research output publication produced/ related technical publication/ manual produced and distributed	OVPREI	10	13	5	5	5	5	
A2: Number of consolidated, validated and complied data or records	OVPREI	20 (whole year)	160	5	5	5	5	
A3: Number of beneficiaries/served	OVPREI	100	5659	5	5	5	5	
A4: Number of clientle served or registered during Farmer's and Fisherfolks Day	OVPREI-Extension	2000	1685	5	5	5	5	
A5. Percentage of faculty rated by students with at least very satisfactory rating in 50% of the subjects evaluated *	Research Centers, Department and colleges	75%	100%	5	5	5	5	
A6. Number of faculty/staff awards/honors received related to operations support	Research Centers, Department and colleges		5	5	5	5	5	
A7. Compliance to all requirements thru the established/adequate implementation, maintenance and improvement of the QMS of the core processes of the College/department under ISO 9001:2015*	Research Centers, Department and colleges	100% compliance	100% compliance	5	5	5	5	
<b>UMFO 6: General Administration &amp; SupportServices</b>								
PI 1. Response to NCs and CARs issuances:								






* Percentage of NCs received and acted.	OVPREI	0%	0%	5	5	5	5	
* Percentage of CARs received and acted.	OVPREI	0%	0%	5	5	5	5	
PI 2. Percentage of documents acted upon, approved/signed	OVPREI Admin	100%	100%	5	5	5	5	
PI 3. Number of university committess/staff meetings conducted	OVPREI	30	54	5	5	5	5	
P1 4. Efficient and customer friendly frontline service	OVPREI Admin	Zero percent (0%) complaint from clients	Zero percent (0%) complaint from clients served	5	5	5	5	
A1. Number of documents/papers recorded and delivered	OVPREI-Research	500	1986	5	5	5	5	
A2. Number of vouchers, PRs, payrolls, trip tickets, job orders, appointments followed up	OVPREI-Research	40	711	5	5	5	5	
A3. Number of documents research reports reproduced	OVPREI-Research	43	74	5	5	5	5	
A4. Number of notices of meetings distributed to research centers/colleges/departments	OVPREI-Research	2	15	5	5	5	5	
A5. Percentage of facilitative services against time office operations and facilitation/transaction of related matters and documents	OVPREI-Research	100%	100%	5	5	5	5	
A6. Number of documents prepared, facilitated (PR, RS, Job Order Contract, Travel Orders, Trip Tickets, PO, Application for Leave, Payrolls, etc., for VP Approval)	OVPREI-Research	50	354	5	5	5	5	
A7. Number of incoming research related documents/papers reviewed for Director's Approval	OVPREI-Research	200	1323	5	5	5	5	
A8. Number of incoming research related documents/papers reviewed for VP's Approval	OVPREI-Research	250	957	5	5	5	5	
A9. Number of visitors entertained	OVPREI-Research	10	611	5	5	5	5	

A10. Number of research related meetings scheduled and facilitated/participated	Research	5	15	5	5	5	5	
A11. Number of research field visits/facilitated done	Research	5	11	5	5	5	5	
A12. Number of R&D Harmonization Fora	Research	3	2	5	5	5	5	
A13. Extension activities assisted	Research	1	1	5	5	5	5	
A14. Number of RDE staff capacitated/attended trainings (National, international, regional conference)	Innovation Staff	As per invitation	5	5	5	5	5	
A15: Submission of center/unit PPMP for the following year within deadline as prescribed by BAC	Innovation Office	1	15	5	5	5	5	
A16.. Number of university committees/boards/council facilitated/ assisted	Innovation Office	As the need arises						
A17. Number of staff meetings conducted	Innovation Office	4	21	5	5	5	5	
A18. Zero percent complaint from clients served	Director and research center Staff	100%	100%	5	5	5	5	
A19. Number of coaching sessions among faculty & staff	Director and research center Staff	12	4	5	5	5	5	
A20. Number of planning sessions, tracking and monitoring of targets, etc. conducted to ensure attainment of department /center/units targets*	Director and research center Staff	2	12	5	5	5	5	
A21. Number of monthly/special faculty & staff meetings conducted	Director and research center Staff	5	43	5	5	5	5	
A22. Number of best practices/new initiatives in academic units' management replicated/benchmarked by other depts/agencies *	Director and research center Staff	1	7	5	5	5	5	
A23. Number of temp. academic lecture rooms maintained	Director and research center Staff	2	4	5	5	5	5	
A24. Area of lawn maintained (sq.m, approx.)	Director and research center Staff	600	3156	5	5	5	5	



A25. Number of office and laboratory & office tools and equipment maintained to best condition	Director and research center Staff	31	332	5	5	5	5	
A26. Number of staff supervised and monitored (regular, casual, SRAs, JO)	Research centers, department and colleges	21	63	5	5	5	5	
A27. Number of SPMS documents evaluated and signed (IPCR and OPCR)	Research centers, department and colleges	12	69	5	5	5	5	
A28. Number of trips monitored	Research centers, department and colleges	30	151	5	5	5	5	
<b>INSTITUTIONAL AWARD:</b> The Visayas State University received the "Silver Award" for the ITSO 2.0 Clustering Program during the " 2024 ITSO Presidents' Summit" on March 18, 2024 in Metro Manila.			1 Silver Award	5	5	5	5	
<b>New Initiatives/Best Practices:</b>								
<b>NEW INITIATIVE/BEST PRACTICE:</b> Organized and successfully conducted the "2nd Abanteknolohiya: Technology Pitch Day and the Industry-Academe Fireside Chat" on March 19-20, 2024 at VSU RDE Hall as part of the Centennial Anniversary Celebration.			14 VSU technologies promoted and pitched to the industry, entrepreneurs, and other business entities  1 partnership agreement with the Philippine Innov-Ventures for Agriculture (PIVAC)	5	5	5	5	No of participants: 130 (pitch day) and 181 (Industry-academe fireside chat)
<b>Total Over-all Rating</b>				499	498.7	498.7	498.8	
<b>Average Rating</b>				4.99	4.987	4.987	4.988	
<b>Adjective Rating</b>								

Received by:	Calibrated by:	Approved by:
		
<b>TONI MARC DARGANTES</b>	<b>ELWIN JAY V. YU</b>	<b>PROSE IVY G. YEPES</b>
Planning Office	PMT Chair	President
Date: JUL 15 2024	Date: 7/15/24	Date: 9/6/24