



Visca, Baybay City, Leyte, PHILIPPINES
Telephone: (053) 525-0140 local 1015
Email: dabe@vsu.edu.ph



I, Eldon P. De Padua, Head of the Department of Agricultural and Biosystems Engineering, commits to deliver and agree to be rated on the attainment of the following targets in accordance with the indicated measures for the period January - December 2020.

Date: 28 december 2020

Date: 26 January 2021

| <i>Personnel</i> | <i>Number (1) Min. FTE (2)</i> | | | <i>Research</i> | <i>Publication</i> | <i>Extension</i> |
|--------------------------------------|--------------------------------|---|-----|-----------------|--------------------|------------------|
| Department Head | 1 | 0 | 0.0 | 0.0 | 0 | 0 |
| Faculty w/ Univ. Designated Position | 3 | 0 | 0.0 | 0.0 | 0 | 0 |
| Regular Faculty (VSL)* | 3 | 0 | 0.0 | 2.0 | 1 | 1 |
| Regular Faculty (TLS)* | 6 | 0 | 0.0 | 0.0 | 0 | 0 |
| Part time Faculty | 0 | 0 | 0.0 | 0.0 | 0 | 0 |
| Admin Staff Members | 2 | 0 | | | | |
| L: | | | | 2.0 | 1 | 1 |

Rating Equivalents:
5 - Outstanding
4 - Very Satisfactory
3 - Satisfactory
2 - Fair
1 - Poor

te: * On vacation-sick-leave status. Ratio of Instruction and RDE commitments should be determined based on FTE of 18 units
 ** On Teacher's Leave status. Minimum FTE required is 18 units
 *** Professors and Associate Professors are required to commit RDE outputs (Please Performance Indicators under Research (UMFO 3) and ex

[illegible]

[illegible]

| | | | | | | | | | | | | |
|--------------|--|----------------------|------|------|--|---|---|---|---|--|--|------|
| | PI 7: Number of graduate students awarded with honors/distinction * | Dept. Head & Faculty | | | | | | | | | | 2% |
| | PI 8: Number of graduate students advised * | Dept. Head & Faculty | | | | | | | | | | 2% |
| | PI 9: Number of instructional materials developed * | Dept. Head & Faculty | | | | | | | | | | |
| | On-line ready courseware | | | | | | | | | | | |
| | Flexible instructional materials | | | | | | | | | | | |
| | Assessment tools | | | | | | | | | | | |
| | PI 10: Number of virtual classrooms created and operationalized | | | | | | | | | | | |
| MFO 2 | HIGHER EDUCATION SERVICES (50%) | | | | | | | | | | | |
| | PI 1. Percentage of first time licensure exam takers that pass the licensure exams * | Dept. Head & Faculty | 61% | | | | | | | | There is no Licensure Exam for Agricultural and Biosystems Engineers during this period | 7.5% |
| | PI 2. Percentage of graduates (2 years prior) that are employed * | Dept. Head & Faculty | 82% | 117% | 96% of BSAE graduates (2 years prior) are employed | 5 | 5 | 5 | 5 | | Estimated percentage based on the result of the online survey conducted by the department. | 2.5% |
| | PI 3. Percentage of undergraduate student population enrolled in CHED-identified and RDC-identified priority programs * | Dept. Head & Faculty | 100% | 100% | 100% of students is enrolled | 5 | 5 | 5 | 5 | | | 2.5% |

| | | | | | | | | | |
|----------------------------------|----------------------------|----|---------|--|---|---|---|---|---|
| On-line ready courseware | Dept. Head & Faculty | 9 | 178% | 16 out of 16 courses offered by the department | 5 | 5 | 5 | 5 | ESCi 110 & ESci 134m(JDL); ESci 112(TFL); ESci 113(TFL); ESci 131n & ABEn 156(AIT); ESci 123(FLS); ESci 132(FLS); ESci 134 & AE 132(MEC); ESci 135(RRO); ABEn 141(EPD); ABEn 145 & ESci 118(MGCS); ABEn 147(RCG); ABEn 131(RCG) |
| Flexible instructional materials | Dept. Head & Faculty | 9 | 178% | 16 out of 16 | 5 | 5 | 5 | 5 | ESCi 110 & ESci 134m(JDL); ESci 112(TFL); ESci 113(TFL); ESci 131n & ABEn 156(AIT); ESci 123(FLS); ESci 132(FLS); ESci 134 & AE 132(MEC); ESci 135(RRO); ABEn 141(EPD); ABEn 145 & ESci 118(MGCS); ABEn 147(RCG); ABEn 131(RCG) |
| Assessment tools | Dept. Head & Faculty | 45 | 298.00% | 134 Exams, quizzes, problem sets | 5 | 5 | 5 | 5 | Exams, Quizzes and Problem Sets |

| | | | | | | | | | | | | |
|--------------|--|----------------------|------|------|-----|---|---|---|---|--|--|-------|
| | In int'l fora/conferences | | | | | | | | | | | 1.50% |
| | In nat'l/regional fora/conferences | | | | | | | | | | | 0.50% |
| | PI 5. Percent of research proposals approved * | Dept. Head & Faculty | 100% | | | | | | | | | 0.5% |
| | PI 6. Additional outputs* | Dept. Head & Faculty | | | | | | | | | | |
| | No. of research-related awards (research conducted by faculty or student w/ faculty) | | | | | | | | | | | 1.50% |
| MFO 4 | EXTENSION SERVICES (10%) | | | | | | | | | | | |
| | PI 1. Number of active partnerships with LGUs, industries, NGOs, NGAs, SMEs, and other stakeholders as a result of extension | Dept. Head & Faculty | | | 2 | 5 | 5 | 5 | 5 | 1) BAFE; 2) BFAR | | 2.0% |
| | PI 2. Number of trainees weighted by the length of training * | Dept. Head & Faculty | 240 | 108% | 130 | 5 | 5 | 5 | 5 | National Online FS trainor's Training: 65 of 71 trainees form NCR & 16 other Regions passed, 70 hrs. | | 2% |
| | PI 3. Number of extension programs organized and supported consistent with the SUC's mandated and priority programs * | Dept. Head & Faculty | | | 1 | 5 | 5 | 5 | 5 | National Online FS Training Series sponsored by BAFE & BFAR with MOA | | 2% |

[illegible]

[illegible]

| | | | | | | | | | | |
|--|----------------------------|-----|-------|--|-------------|---|---|------|---|----|
| PI 1. Submission of College/Department PPMP for the following year within deadline as prescribed by BAC* | Dept. Head | 1 | 100% | Zero Non-conformity | 5 | 5 | 5 | 5 | Submitted before the deadline | 1% |
| PI 2. Zero percent complaint from clients served | Dept. Head & all faculty & | 0 | 100% | Zero Non-conformity | 5 | 5 | 5 | 5 | | 2% |
| PI 3. Number of coaching sessions among faculty & staff** | Dept. Head | 1 | 100% | 1 | 5 | 5 | 5 | 5 | Discuss ways to improve the execution of assigned | |
| PI 4. Number of planning sessions, tracking and monitoring of targets, etc. conducted to ensure attainment of department targets** | Dept. Head | 2 | 100% | 1 out of 2 | 4 | 5 | 5 | 4.67 | | |
| PI 5. Number of monthly/special faculty & staff meetings conducted** | Dept. Head | 4 | 125% | 5 out of 4 | 5 | 5 | 5 | 5.00 | | |
| PI 3: Additional Outputs | Dept. Head & all faculty & | | | | | | | 0 | | |
| Number of Best practices/new initiatives in academic units' management replicated/benchmarked by other depts/agencies * | | 90% | 100% | 90% of the 5S was observed in the unit | 5 | 5 | 5 | 5 | Observing 5S within the unit | 2% |
| | | | | | | | | | | |
| Total Over-all Rating | | | | | 156.000 | | | | | |
| Average Rating | | | 1.45% | | 4.727 | | | | | |
| Adjectival Rating | | | | | Outstanding | | | | | |


Received by:


Calibrated by:


Recommending Approval:

Approved:


DANIEL LESLIE S. TAN
 Director for Planning
 Date: FEB 01 2021


REMBERTO A. PATINDOL
 Chairman, PMT
 Date: 1/28/21


BEATRIZ S. BELONIAS
 Vice Pres. for Acad. Affairs
 Date: 1/26/21


EDGARDO E. TULIN
 President
 Date: JAN 28 2021

* To indicate in the remarks column the details of the targetted outputs for easy review and calibration.

** No percentage weight for ranking purposes since these are activities only expected to be performed at the department level