

[illegible]

MFO No.	Success/Performance Indicator (PI)	Units/Persons Responsible	Consolidated Targets of all acad. departments*	Actual		Rating				Remark (Details of the targetted output indicators with **)	% weight
				% Accomplishment as of Dec. 31, 2021	Details of Accomplishments	Quality	Efficiency	Timeliness	Average		
	PI 1. Percentage of first time licensure exam takers that pass the licensure exams *	College Dean & Dept. Heads	61%	105%	63.96%	5	5	5	5.0	Only BSABE, BSCE and BSGE had their board exam for this year	7.5%
	PI 2. Percentage of graduates (2 years prior) that are employed *	College Dean & Dept. Heads	85%	102%	87%	5	5	5	5.0	in compliance with the minimum requirement	2.5%
	PI 3. Percentage of undergraduate student population enrolled in CHED-identified and RDC-identified priority programs *	College Dean & Dept. Heads	100%	100%	100%	5	5	5	5.0	BSAE, BSABE, BSCE, BSCS, BSGE, BSME, BSMet Students	2.5%
	PI 4. Percentage of undergraduate programs with accreditations *	College Dean & Dept. Heads	100%	83%	83%	5	5	4	4.7	BSAE, BSCE, BSGE, BSCS, BSME	2.5%
	PI 5: Total FTE, coordinated, implemented and monitored *	College Dean & Dept. Heads	1,556	177%	2761.31	5	5	5	5.0		20%
	PI 8: Number of students advised: *										
	<i>On thesis/ field practice/special problem</i>	College Dean & Dept. Heads	86	153.4% 4	132	5	5	5	5.0		1%
	<i>No. of approved manuscript submitted within prescribed period</i>	College Dean & Dept. Heads	64	97%	62	5	5	4	4.7		1%
	<i>On consultation</i>	& Dept. Heads	665	176%	1172	5	5	5	5.0		0.5%
	PI 9: Number of student organizations advised/ assisted *										
	<i>Student organizations advised</i>	College Dean & Dept. Heads	8	113%	9	5	5	5	5.0	PSABE-VSUSC, CET-SSC, PICE SC, Tarsier, Computer Science Students Society, DOST, GEP-VSU Student Chapter, JPSME, MetSoc	1.25%
	<i>Student organizations assisted on student related activities</i>	College Dean & Dept. Heads	6	117%	7	5	4	5	4.7	Student activities were limited to virtual	1.25%
	PI 10: Number of instructional materials developed *										10%
	<i>On-line ready courseware</i>	College Dean & Dept. Heads	83	270%	224	5	5	5	5.0	Please see attached individual departments' OPCR	
	<i>Flexible instructional materials</i>	College Dean & Dept. Heads	79	900%	711	5	5	5	5.0	Please see attached individual departments' OPCR	

[illegible]

[illegible]

MFO No.	Success/Performance Indicator (PI)	Units/Persons Responsible	Consolidated Targets of all acad. departments*	Actual		Rating				Remark (Details of the targetted output indicators with **)	% weight
				% Accomplishment as of Dec. 31, 2021	Details of Accomplishments	Quality	Efficiency	Timeliness	Average		
	PI 1. Number of active partnerships with LGUs, industries, NGOs, NGAs, SMEs, and other stakeholders as a result of extension activities *	College Dean & Dept. Heads	9	200%	18	5	5	5	5.0	BAFE-EPSP, BAFE-FMRNP, DA-BAFS, BFAR, DA-ACEP, DA-RAED Region 7, DOST, DBSN Farms, PAGASA, Stekom University, MOA with Baybay LGU on the Climate & Disaster Risk Assessment (CDRA), Weather Phil; Phil Meteorological Society; National Aeronautics and Space Administration South/Southeast Asia Research Initiative (NASA); PAGASA; DYDC-Fm	2.0%
	PI 2. Number of trainees weighted by the length of training *	College Dean & Dept. Heads	315	165%	520	5	5	5	5.0	BFAR National Online FS Training (Feb 2021, 70 hours, 84 participants, with BAFE-VSU MOA), BFAR National Online FS Training (June 2021, 70 hours, 94 participants, with BFAR-VSU MOA); Training on the operability of GPS receivers with GSD personnel; DMET Training (25pax with 2 days of training (8 hours per day)	2%
	PI 3. Number of extension programs organized and supported consistent with the SUC's mandated and priority programs *	College Dean & Dept. Heads	3	200%	6	5	5	5	5.0	National Online FS Training Series, DA-BAFE FMRNP; 1) "Baybay City's Water-Invoked Hazard-Prone household Identification, mitigation and Emergency Response"; 2) Capacitating the VSU Satellite Campuses and Selected Local Government Units in Disaster Risk Assessment Using Geographic Information System (GIS); Weather Wiser (DYDC-FM program); World Meteorological Day (November)	2%

MFO No.	Success/Performance Indicator (PI)	Units/Persons Responsible	Consolidated Targets of all acad. departments*	Actual		Rating				Remark (Details of the targetted output indicators with **)	% weight
				% Accomplishment as of Dec. 31, 2021	Details of Accomplishments	Quality	Efficiency	Timeliness	Average		
	PI 4. Percentage of beneficiaries who rated the training course/s and advisory services as satisfactory or higher in terms of quality and relevance*	College Dean & Dept. Heads	95%	105%	100%	5	5	5	5.0	BFAR National Online FS Training (Feb 2021), BFAR National Online FS Training (June 2021); World Meteorological Day (Webinar)	1%
	PI 5. Number of technical/expert services *	College Dean & Dept.									1%
	Research Mentoring		2								
	Peer reviewers/Panelists		1	500%	5	5	5	5	5.0	DCST and DGE Faculty Members	
	Resource Persons		3	400%	12	5	5	5	5.0	DABE, DCST, and DGE Faculty Members	
	Convenor/Organizer		1	100%	1	5	5	5	5.0	MCUnajan	
	Consultancy		2	200%	4	5	5	5	5.0	AITambong, JRCastil, and JJABarrera	
	Evaluator		1	500%	5	5	5	5	5.0	EPDePadua, JBRola, 33rd CMU AIRE; AIT 5MT Competition	
	PI 8. Percent of extension proposals approved	College Dean & Dept. Heads	83%	120%	100%	5	5	5	5.0	DABE, DCST, and DMet Extension Proposals	0.5%
	PI 11. Additional outputs *	College Dean & Dept.									
	No. of extension-related awards (extn. conducted by faculty or student & faculty)										1.5%
MFO 5	Support to Operations										
OVPA MFO 1. Faculty Development Services											
	PI 1: Number of faculty pursuing advanced research degree programs (PhD) facilitated, monitored and assisted *	College Dean & Dept.	2	150%	3	5	5	4	4.7	HNMejia, FFMorales, MCUnajan	####
	PI 1.1: Number of faculty pursuing advanced research degree programs (MS) facilitated, monitored and assisted *	College Dean & Dept. Heads	8	163%	13	5	5	4	4.7		
	PI 1.2: Number of faculty who finished advanced degree program on time	College Dean & Dept. Heads	1								


MFO No.	Success/Performance Indicator (PI)	Units/Persons Responsible	Consolidated Targets of all acad. departments*	Actual		Rating				Remark (Details of the targetted output indicators with **)	% weight
				% Accomplishment as of Dec. 31, 2021	Details of Accomplishments	Quality	Efficiency	Timeliness	Average		
	<u>PI 1</u> : Number of faculty granted with external scholarships	College Dean & Dept. Heads	5	120%	6	5	5	5	5.0	JJDLayan, HNMejia, APDCortes, JPBinueza, VLImpas	
	<u>PI 3</u> : Number of faculty granted with internal fellowship grants	College Dean & Dept. Heads	3	167%	5	5	5	5	5.0	TFSoroño, GLSobrio, RRDOñoz, FFMorales, AVBantay	
	<u>PI 4</u> : Number of faculty granted with sabbatical leave	College Dean & Dept. Heads	1	200%	2	5	5	4	4.7	MBLoreto Jr. and EGLoreto	
	<u>PI 5</u> : Number of faculty sent for trainings, seminars, conferences	College Dean & Dept. Heads	23	48%	11	5	4	4	4.3	Engr. Eldon P. De Padua, Prof. Manuel E. Casangcapan, Engr. Ma. Grace C. Sumaria, Ruel C. Lamberte and Jucel Marie T. Guatlo, Gerald D. Ompod, Argie Bucal; Dr. Bencure, Engr. Manigo; PCLFbit	
OVPAAs MFO 2. Faculty Recruitment/Hiring Services											
	<u>PI 2</u> : Number of faculty recruited/hired based on needed competencies and aligned with ISO standards *	College Dean & Dept. Heads	3	433%	13	5	5	5	5.0	DABE - 5 Part-timers; DCE -1 Part-timers; DCST - 5 Part Timers; Dmet - 1 Part & 1 Part-timer	#####
OVPAAs MFO 3. Faculty Evaluation Services											
	<u>PI 3</u> : Number of seminars/trainings/ conventions/workshops coordinated for entire university *	College Dean & Dept. Heads	1	200%	2	5	5	5	5.0	Moodle Training for the Visayas State University E-learning Environment	0.25%
	<u>PI 4</u> : Number of seminars/trainings/ conventions/workshops coordinated outside of the university *	College Dean & Dept. Heads		100%	2	5	5	5	5.0	FS Preparation- Visayas; FS Preparation- Mindanao	0.25%
	<u>PI 5</u> : Percentage of faculty rated by students with at least very satisfactory rating in 50% of the subjects evaluated *	College Dean & Dept. Heads	86%	109%	93%	5	5	5	5.0		0.75%
	<u>PI 6</u> : Number of in-house seminars/trainings/ workshops/reviews conducted/attended *	College Dean & Dept. Heads	2	50%	1	5	4	4	4.3	Workshop on Open Broadcaster Software among DGE Faculty	0.25%
	<u>PI 7</u> : Additional outputs										
	Number of faculty/staff awards/honors received related to operations support	College Dean & Dept. Heads									0.25%
OVPAAs MFO 4. Program and Institutional Accreditation Services											

MFO No.	Success/Performance Indicator (PI)	Units/Persons Responsible	Consolidated Targets of all acad. departments*	Actual		Rating				Remark (Details of the targetted output indicators with **)	% weight
				% Accomplishment as of Dec. 31, 2021	Details of Accomplishments	Quality	Efficiency	Timeliness	Average		
	Compliance to all requirements thru the established/adequate implementation, maintenance and improvement of the QMS of the core processes of the College/department under ISO 9001:2015	Dean & Dept. Heads	100%	100%	100%	5	5	5	5.0	Zero non-conformity (No NC)	2.50%
MFO 6	General Admin. & Support Services (GASS)										
	PI 1. Submission of College/Department PPMP for the following year within deadline as prescribed by BAC	College Dean & Dept. Heads	8	163%	13	5	5	4	4.7	2-Office of the Dean; 1-DABE, 1-DCST, 5-DGE, 1-Dmet, 1-DCE. 2-DME	1%
	PI 2. Zero percent complaint from clients served	All faculty & staff	Zero Complaint	100%	Zero Complaint	5	5	5	5.0		2%
	PI 3. Number of coaching sessions among department heads, faculty & staff ***	Dean and Dept. Heads	31	119%	37	5	5	4	4.7		
	PI 4. Number of planning sessions, tracking and monitoring of targets, etc. conducted to ensure attainment of College/department targets ***	Dean and Dept. Heads	21	110%	23	5	5	4	4.7	With College Dean planning session	
	PI 5. Number of regular executive committee meetings conducted ***	Dean and Dept. Heads	60	123%	74	5	5	5	5.0	College ManCom, Faculty, Committee, and Departments' Meeting	
	PI 6: Additional Outputs										
	Number of Best practices/new initiatives in College administration replicated/benchmarked by other Colleges/other agencies *	Deans & Dept. Heads		100%	3	5	5	5	5	5S, Records Management, OBE Syllabus	2%
Total Over-all Rating					59	289.000					
Average Rating						4.898					
Adjectival Rating						Outstanding					


Received by:


DILBERTO O. FERRAREN
 Planning Office
 Date: 8 Feb 2022


Calibrated by:


DANIEL LESLIE S. TAN
 Chairman, PMT
 Date: 1/31/22

Recommending Approval:


BEATRIZ S. BELONIAS
 Vice Pres. for Acad. Affairs
 Date: 1/29/22

Approved:


EDGARDO E. TULIN
 President
 Date: 2/3/22