

## OFFICE PERFORMANCE COMMITMENT &amp; REVIEW FORM (OPCR)

0915

I, BAYRON S. BARREDO, Dean of the College of Education, commits to deliver and agree to be rated on the attainment of the following targets in accordance with the indicated measures for the period January - December 2024.

Approved:

**BAYRON S. BARREDO**

Dean, CE

7/12/24

**ROTACIO S. GRAVOSO**

VP, for Academic Affairs

7/10/24

Rating Equivalents:  
 5 - Outstanding  
 4 - Very Satisfactory  
 3 - Satisfactory  
 2 - Fair  
 1 - Poor



Appointment/Status	Position Title	Number
Designation	Vice President	1
Designation	Dean	1
Designation	Faculty w/ Univ. Designated Position	6
Permanent	Regular Faculty (VSL)*	7
Permanent	Regular Faculty (TLS)*	29
Part-time	Part time Faculty	23
Regular/JO	Admin Staff Members	6 (Reg) & 11 (JO)
	TOTAL	84


MFOs/PAPs	Success Indicators	Persons Responsible	Target	Actual Accomplishments	Rating				Remarks
					Q <sup>1</sup>	E <sup>2</sup>	T <sup>3</sup>	A <sup>4</sup>	
UMFO 1 ADVANCED EDUCATION SERVICES (20%)									
OVPI MFO 1. Graduate Degree Program Management Services									
	OVPI MFO 1. Graduate Degree Program Management Services								
	PI 1. Percentage of graduate school faculty engaged in research work applied in any of the following:	Dept. Head & Faculty							
	a. pursuing advanced research degree program (Ph.D) *		4	4	5	5	5	5	Gatchallian, Bellen, Sapan, Cayetano
	b. actively pursuing in the last three (3) years (investigative research, basic and applied scientific research, policy research social science research)								
	c. producing technologies for commercialization or livelihood improvement								
	d. whose research resulted in an extension program								
OVPI MFO 2. Graduate Student Management Services									
	PI 1: Percentage of graduate students enrolled in research degree programs *		N/A						
	PI 2: Percentage of accredited graduate programs *	Dept. Head & Faculty	100%	100%	5	5	5	5	M.Ed-Level I
	PI 3: Number of graduate degree specializations offered and monitored *	Dept. Head & Faculty	4	4	5	5	5	5	Biology, Chemistry, English, Physical Education
	PI 4: Total FTE coordinated, implemented & monitored*	Dept. Head & Faculty	12.0	18.0	5	5	5	5	Aure, Abela, Sugano, Tabudlong
	PI 5: Percentage increase in number of graduate students enrolled *	Dept. Head & Faculty	10%	49.48%					2022-2023 - 97 enrolled 2023-2024 - 147 enrolled
	PI 6: Percentage increase in number of students who graduated within prescribed period *								
	PI 7: Number of graduate students awarded with honors/distinction *								
	PI 8: Number of graduate students advised *	Dept. Head & Faculty	50	147	5	5	5	5	147 enrolled M.Ed Students
	PI 9: Number of instructional materials developed *								
	On-line ready courseware	Dept. Head & Faculty		2	5	5	5	5	EDUC 204 & EDUC 202
	Flexible instructional materials	Dept. Head & Faculty		2	5	5	5	5	EDUC 204 & EDUC 202

MFOs/PAPs	Success Indicators	Persons Responsible	Target	Actual Accomplishments	Rating				Remarks
					Q <sup>1</sup>	E <sup>2</sup>	T <sup>3</sup>	A <sup>4</sup>	
	Assessment tools	Dept. Head & Faculty		5	5	5	5	5	EDUC 204 & EDUC 202
	PI 10: Number of virtual classrooms created and operationalized	Dept. Head & Faculty							
<b>MFO 2</b>	<b>HIGHER EDUCATION SERVICES (50%)</b>								
	PI 1. Percentage of first time licensure exam takers that pass the licensure exams *	Dept. Head & Faculty	60%	95.44%	5	5	5	5	March 2024 LEPT BEEd & BECED - 95.89% BSEd, BCAEd, & BPED - 94.98%
	PI 2. Percentage of graduates (2 years prior) that are employed *	Dept. Head & Faculty	82%						No data yet
	PI 3. Percentage of undergraduate student population enrolled in CHED-identified and RDC-identified priority programs *	Dept. Head & Faculty	100%	40%	2	2	2	2	BECEd, BCAEd, BSEd-Science, & BSEd-Math
	PI 4. Percentage of undergraduate programs with accreditations *	Dept. Head & Faculty	70%						
	PI 5: Total FTE, coordinated, implemented and monitored *	Dept. Head & Faculty	500						
	PI 8: Number of students advised: *	Dept. Head & Faculty							
	On thesis/ field practice/special problem		200	242	5.0	5.0	5.0	5	242 graduating students who went through Action Research Work
	No. of approved manuscript submitted within prescribed period		200	48	1.0	1.0	1.0	1	The Action Research is done by group, some groups have 5 members others have 3 members.
	On consultation	Dept. Head & Faculty	500	1400	5	5	5	5	
	PI 9: Number of student organizations advised/ assisted *	Dept. Head & Faculty							
	Student organizations advised		10	10	5	5	5	5	
	Student organizations assisted on student related activities		10	15	5	5	5	5	
	PI 10: Number of instructional materials developed *	Dept. Head & Faculty	6	0	0.0	0.0	0.0	0	
	On-line ready courseware	Dept. Head & Faculty							
	Flexible instructional materials	Dept. Head & Faculty							
	Assessment tools	Dept. Head & Faculty							
	PI 10: Number of virtual classrooms created and operationalized	Dept. Head & Faculty							
	PI 11: Additional Outputs	Dept. Head & Faculty							
<b>MFO 3</b>	<b>RESEARCH SERVICES (10%)</b>								
	PI 1. Number of research outputs in the last three (3) years utilized by the industry or by other beneficiaries *	Dept. Head & Faculty	2	1	3.0	3.0	3.0	3	Aure & Sugano
	PI 2. Number of research outputs completed within the year *	Dept. Head & Faculty	3	4	5.0	5.0	5.0	5	Abela, Aure, Abunda, & Desades
	PI 3. Percentage of research outputs published in internationally-referred or CHED recognized journal within the year (2%) * (Scopus, WOS, ACI & reputable journals)	Dept. Head & Faculty	5						
	In refereed int'l journals			2	4.0	4.0	4.0	4	Gula and Perez
	In refereed nat'l/regional journals								
	PI 4. Number of research outputs presented in regional/national/ int'l fora/conferences *	Dept. Head & Faculty	3						
	In int'l fora/conferences			5	5.0	5.0	5.0	5	Abunda, Mamolo, Gula, Desades, Svega, MVEga
	In nat'l/regional fora/conferences								
	PI 5. Number of research proposals approved *	Dept. Head & Faculty	2	3	5.0	5.0	5.0	5	1 DTE & 2 IHK
	PI 6. Additional outputs*	Dept. Head & Faculty							
	No. of research-related awards (research conducted by faculty or student w/ faculty)								


MFOs/PAPs	Success Indicators	Persons Responsible	Target	Actual Accomplishments	Rating				Remarks
					Q <sup>1</sup>	E <sup>2</sup>	T <sup>3</sup>	A <sup>4</sup>	
<b>MFO 4</b>	<b>EXTENSION SERVICES (10%)</b>								
	PI 1. Number of active partnerships with LGUs, industries, NGOs, NGAs, SMEs, and other stakeholders as a result of extension activities *	Dept. Head & Faculty	2	2	5.0	5.0	5.0	5	DepEd Baybay City Division & Leyte Regional Prison VIII
	PI 2. Number of trainees weighted by the length of training *	Dept. Head & Faculty	150	0	0.0	0.0	0.0	0	No data yet (Conduct of the extension projects will commence in August,2024)
	PI 3. Number of extension programs organized and supported consistent with the SUC's mandated and priority programs *	Dept. Head & Faculty	2	3	5.0	5.0	5.0	5	I can do it, Publish with Confidence, and LRP Project
	PI 4. Percentage of beneficiaries who rated the training course/s and advisory services as satisfactory or higher in terms of quality and relevance*	Dept. Head & Faculty	95%	0%	0.0	0.0	0.0	0	No data yet (Conduct of the extension projects will commence in August,2024)
	PI 5. Number of technical/expert services *	Dept. Head & Faculty	5	5	5.0	5.0	5.0	5	
	Research Mentoring								
	Peer reviewers/Panelists								
	Resource Persons								
	Convenor/Organizer								
	Consultancy								
	Evaluator								
	PI 8. Percent of extension proposals approved *	Dept. Head & Faculty	100.00%	100%	5.0	5.0	5.0	5	I can do it, Publish with Confidence, and LRP Project
	PI 11. Additional outputs *	Dept. Head & Faculty							
	No. of extension-related awards (extrn. conducted by faculty or student & faculty) *								
<b>MFO 5</b>	<b>Support to Operations</b>								
	<b>OVPI MFO 1. Faculty Development Services</b>								
	PI 1: Number of faculty pursuing advanced research degree programs (PhD) facilitated, monitored and assisted *	Dept. Head & Faculty	4	6	5.0	5.0	5.0	5	Gatchalian, Garingalao, Balotite, Penalosa, Yunzal, Costudio
	<b>OVPI MFO 2. Faculty Recruitment/Hiring Services</b>								
	PI 2: Number of faculty recruited/hired based on needed competencies and aligned with ISO standards *	Dept. Head & Faculty	10	15	5.0	5.0	5.0	5	
	<b>OVPI MFO 3. Faculty Evaluation Services</b>								
	PI 3: Number of seminars/trainings/ conventions/workshops coordinated for entire university *	Dept. Head & Faculty							
	PI 4: Number of seminars/trainings/ conventions/workshops coordinated outside of the university *	Dept. Head & Faculty							
	PI 5: Percentage of faculty rated by students with at least very satisfactory rating in 50% of the subjects evaluated *	Dept. Head & Faculty	70%	95%	5.0	5.0	5.0	5	
	PI6 : Number of in-house seminars/trainings/ workshops/reviews conducted *	Dept. Head & Faculty	2	2	5.0	5.0	5.0	5	In-house Review Research and Inhouse-Review Extension
	PI 7 : Additional outputs *	Dept. Head & Faculty							
	Number of faculty/staff awards/honors received related to operations support								
	<b>OVPI MFO 4. Program and Institutional Accreditation Services</b>								
	PI 1: Number of degree programs which passed accreditation/evaluation at least Level 1		3	0	0.0	0.0	0.0	0	No data yet (AACUP Level I schedule is on September 16-20,2024)
	PI 2: QMS on faculty recruitment, development & performance evaluation aligned with ISO standards								
	PI 3: Percentage of Degree program compliant with CHED		100%	100%	5.0	5.0	5.0	5	BECEd, BEEd, BCAEd, BPed, & M.Ed

MFOs/PAPs	Success Indicators	Persons Responsible	Target	Actual Accomplishments	Rating				Remarks
					Q <sup>1</sup>	E <sup>2</sup>	T <sup>3</sup>	A <sup>4</sup>	
	PI 4 : Number of activities organized/attended/assisted/participated/facilitated								
<b>MFO 6</b>	<b>General Admin. &amp; Support Services (GASS)</b>								
	PI 1. Number of Submission of College/Department PPMP for the following year within deadline as prescribed by BAC*	Dept. Head	70%	100%	5.0	5.0	5.0	5	
	PI 2. Zero percent complaint from clients served	Dept. Head & all faculty & staff	0%						
	PI 3. Number of coaching sessions among faculty & staff**	Dept. Head	2	2	5.0	5.0	5.0	5	
	PI 4. Number of planning sessions, tracking and monitoring of targets, etc. conducted to ensure attainment of department targets**	Dept. Head	2	2	5.0	5.0	5.0	5	
	PI 5. Number of monthly/special faculty & staff meetings conducted**	Dept. Head	3	3	5.0	5.0	5.0	5	
	PI 3: Additional Outputs	Dept. Head & all faculty & staff							
	Number of Best practices/new initiatives in academic units' management replicated/benchmarked by other depts/agencies *			1	5.0	5.0	5.0	5	LEPT Review
		Total Over-all Rating			153.00				
		Average Rating		50.25%	4.135				
		Adjectival Rating			VS				


Received by:

  
**TONI MARC L. DARGANTES**  
 Planning Office  
 Date: JUL 15 2024


Calibrated by:

  
**ELWIN JAY V. YU**  
 Chairman, PMT  
 Date: 7-15-24

Recommending approval:

  
**ROTACIO S. GRAVOSO**  
 Vice President  
 Date: \_\_\_\_\_

Approved by:

  
**PROSE IVY G. YEPES**  
 University President  
 Date: 9/6/24

- 1- Quality
- 2 - Efficiency
- 3 - Timeliness
- 4 - Average