



Website: www.vsu.edu.ph

521-A

1

RECEIVED

DATE: JAN 21 2022

BY: SD

OFFICE OF THE VICE PRESIDENT FOR PLANNING, RESOURCE GENERATION AND AUXILIARY SERVICES

Date: _____

| Personnel | Number (1) | Min. FTE (2) | Research | | Extension |
|--------------------------------------|------------|--------------|----------|-----|-----------|
| Department Head | 1 | 4 | 4.0 | 0.0 | 0 |
| Faculty w/ Univ. Designated Position | 1 | 0 | 0.0 | 0.0 | 0 |
| Regular Faculty (VSL) | 4 | 8 | 32.0 | 2.0 | 1 |
| Regular Faculty (LS) | 1 | 18 | 18.0 | 0.0 | 0 |
| Part-time Faculty | 1 | 0 | 0.0 | 0.0 | 0 |
| Admin Staff Members | 2 | 0 | | | |
| TOTAL: | | | | 2.0 | 1 |

Rating Equivalents:
5 - Outstanding
4 - Very Satisfactory
3 - Satisfactory
2 - Fair
1 - Poor

RECEIVED
270
04 FEB 2022
ms

*** Professors and Associate Professors are required to commit RDE outputs (Please Performance Indicators under Research (UMFO 3) and extension (UMFO 4))

[illegible]

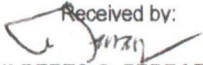
| | | | | | | | | | | | |
|---|--|---|-------------------------|--------|--------|---|-----|-----|-----|--|--|
| | b. | actively pursuing in the last three (3) years (investigative research, basic and applied scientific research, policy research social science research) | Dept. Head & Faculty | 50.00% | 57% | 5 | 5 | 5 | 5 | | |
| | c. | producing technologies for commercialization or livelihood improvement | | | | | | | | | |
| | d. | whose research resulted in an extension program | | | | | | | | | |
| OVPI MFO 2. Graduate Student Management Services | | | | | | | | | | | |
| | PI 1: Percentage of graduate students enrolled in research degree programs * | | Dept. Head & Faculty | 100% | 100% | 5 | 5 | 5 | 5.0 | | |
| | PI 2: Percentage of accredited graduate programs * | | Dept. Head & Faculty | 100% | 100% | 5 | 5 | 5 | 5 | | |
| | PI 3: Number of graduate degree specializations offered and monitored * | | Dept. Head & Faculty | 1 | 1.00 | 5 | 5 | 5 | 5 | | |
| | PI 4: Total FTE coordinated, implemented & monitored* | | Dept. Head & Faculty | 12 | 32.00 | 5 | 5 | 5 | 5 | | |
| | PI 5: Percentage increase in number of graduate students enrolled * | | Dept. Head & Faculty | 50% | 83.33% | 5 | 5 | 5 | 4.8 | | |
| | PI 6: Percentage increase in number of students who graduated within prescribed period * | | Dept. Head & Faculty | 75% | 75.00% | 5 | 4.5 | 4.5 | 4.7 | | |
| | PI 7: Number of graduate students awarded with honors/distinction * | | Dept. Head & Faculty | 0 | | | | | | | |
| | PI 8: Number of graduate students advised * | | Dept. Head & Faculty | 10 | 14.00 | 5 | 5 | 4.5 | 4.5 | | |
| | PI 9: Number of instructional materials developed * | | Dept. Head & Faculty | | | | | | | | |
| | On-line ready courseware | | | 3 | 6 | 5 | 5 | 5 | 5 | | |
| | Flexible instructional materials | | | 2 | 6 | 5 | 5 | 5 | 5 | | |
| | Assessment tools | | | 3 | 32 | 5 | 5 | 5 | 5 | | |
| | PI 10: Number of virtual classrooms created and operationalized | | | 3 | 6 | 5 | 5 | 5 | 5 | | |


| | | | | | | | | | | | |
|--------------|--|----------------------|---------|---------|---|---|---|---|---|--|--|
| | PI.10 MS Soil Science Program has COPC from CHED | | | 0 | 1 | 5 | 5 | 5 | 5 | | |
| MFO 2 | HIGHER EDUCATION SERVICES (50%) | | | | | | | | | | |
| | PI 1. Percentage of first time licensure exam takers that pass the licensure exams * | Dept. Head & Faculty | 70% | 83.33 | 5 | 5 | 5 | 5 | | | |
| | PI 2. Percentage of graduates (2 years prior) that are employed * | Dept. Head & Faculty | 80% | 85.00 | 5 | 5 | 5 | 5 | Ongoing | | |
| | PI 3. Percentage of undergraduate student population enrolled in CHED-identified and RDC-identified priority programs * | Dept. Head & Faculty | 100.00% | 100% | 5 | 5 | 5 | 5 | | | |
| | PI 4. Percentage of undergraduate programs with accreditations * | Dept. Head & Faculty | 100.00% | 100% | 5 | 5 | 5 | 5 | | | |
| | PI 5: Total FTE, coordinated, implemented and monitored * | Dept. Head & Faculty | 95 | 255.883 | 5 | 5 | 5 | 5 | | | |
| | PI 6: Number of students advised: * | Dept. Head & Faculty | | | | | | | | | |
| | <i>On thesis/ field practice/special problem</i> | | 7 | 8 | 5 | 5 | 5 | 5 | | | |
| | <i>No. of approved manuscript submitted within prescribed period</i> | | 5 | 5 | 5 | 5 | 5 | 5 | | | |
| | <i>On consultation</i> | | 15 | 23 | 5 | 5 | 5 | 5 | Major students | | |
| | PI 7: Number of student organizations advised/ assisted * | Dept. Head & Faculty | | | | | | | | | |
| | <i>Student organizations advised</i> | | 1 | | | | | | N/A (pandemic) | | |
| | <i>Student organizations assisted on student related activities</i> | | 1 | | | | | | N/A (pandemic) | | |
| | PI 8: Number of instructional materials developed * | Dept. Head & Faculty | | | | | | | | | |
| | <i>On-line ready courseware</i> | Dept. Head & Faculty | 5 | 14 | 5 | 5 | 5 | 5 | Soil 22, Soil 24, Soil 110, Soil 112, Soil 116, Soil 117, Soil 118, Soil 199-B, Soil 199C, Envi 112, Soil 110, Soil 114, Soil 111, Soil 113, Soil 115 | | |
| | <i>Flexible instructional materials</i> | Dept. Head & Faculty | 5 | 14 | 5 | 5 | 5 | 5 | Soil 22, Soil 24, Soil 112, Soil 116, Soil 117, Soil 118, Soil 199-B, Soil 199C, Envi 112, Soil 110, Soil 114 | | |
| | <i>Assessment tools</i> | Dept. Head & Faculty | 5 | 100 | 5 | 5 | 5 | 5 | Soil 22, Soil 24, Soil 112, Soil 116, Soil 117, Soil 118, Soil 199-B, Soil 199C, Envi 112, Soil 110, Soil 114, Soil 111, Soil 113, Soil 115 | | |

| | | | | | | | | | | |
|-------|---|----------------------|-----|--------|-----|-----|-----|-----|---|--|
| | PI 9: Number of virtual classrooms created and operationalized | Dept. Head & Faculty | 5 | 12 | 5 | 5 | 5 | 5 | Soil 22, Soil 24, Soil 112, Soil 116, Soil 117, Soil 118, Soil 199-B, Soil 199C, Envi 112, Soil 110, Soil 114, Soil 111, Soil 113, Soil 118 | |
| | PI 10: Additional Outputs (<i>Top 1 in Agriculturist Board Exam</i>) | Student | 0 | 1.00 | 5.0 | 5.0 | 5.0 | 5.0 | | |
| MFO 3 | RESEARCH SERVICES (10%) | | | | | | | | | |
| | PI 1. Number of research outputs in the last three (3) years utilized by the industry or by other beneficiaries * | Dept. Head & Faculty | | | | | | | | |
| | PI 2. Number of research outputs completed within the year * | Dept. Head & Faculty | 1 | 1 | 5 | 5 | 5 | 5 | All Ongoing | |
| | PI 3. Percentage of research outputs published in internationally-referred or CHED recognized journal within the year (2%) * | Dept. Head & Faculty | | | | | | | | |
| | <i>In refereed int'l journals</i> | DSS Faculty | 25% | 50.00% | 5.0 | 5.0 | 5.0 | 5.0 | | |
| | <i>In refereed nat'l/regional journals</i> | | | | | | | | | |
| | PI 4. Number of research outputs presented in regional/national/ int'l fora/conferences * | Dept. Head & Faculty | | | | | | | | |
| | <i>In int'l fora/conferences</i> | | | | | | | | | |
| | <i>In nat'l/regional fora/conferences</i> | | 25% | 50.00 | 5.0 | 5.0 | 5.0 | 5.0 | | |
| | PI 5. Percent of research proposals approved * | Dept. Head & Faculty | 25% | 100.00 | 5.0 | 5.0 | 5.0 | 5.0 | | |
| | PI 6. Additional outputs* No. of Publications | Dept. Head & Faculty | | | | | | | | |
| | No. of research-related awards (research conducted by faculty or student w/ faculty) | Dept. Head & Faculty | 0 | 3.00 | 5.0 | 5.0 | 5.0 | 5.0 | | |
| MFO 4 | EXTENSION SERVICES (10%) | | | | | | | | | |
| | PI 1. Number of active partnerships with LGUs, industries, NGOs, NGAs, SMEs, and other stakeholders as a result of extension activities * | Dept. Head & Faculty | 1 | 1 | 5.0 | 5.0 | 5.0 | 5.0 | | |
| | PI 2. Number of trainees weighted by the length of training * | Dept. Head & Faculty | 50 | 60 | 4.5 | 4.8 | 4.8 | 4.7 | Virtual and face to face (DSS extension project and ATI) | |
| | PI 3. Number of extension programs organized and supported consistent with the SUC's mandated and priority programs * | Dept. Head & Faculty | 1 | 1 | 5.0 | 5.0 | 5.0 | 5.0 | | |

| | | | | | | | | | | |
|--------------|--|----------------------|--------|--------|-----|-----|-----|-----|---|--|
| | PI 4. Percentage of beneficiaries who rated the training course/s and advisory services as satisfactory or higher in terms of quality and relevance* | Dept. Head & Faculty | 50.00% | | 5.0 | 5.0 | 5.0 | 5.0 | | |
| | PI 5. Number of technical/expert services * | Dept. Head & Faculty | | 75% | | | | | | |
| | Research Mentoring | | 3 | 3 | 5.0 | 5.0 | 5.0 | 5.0 | | |
| | Peer reviewers/Panelists | | 4 | 5 | 5.0 | 5.0 | 5.0 | 5.0 | ATR, Science and Humanities & Journals outside VSU SBL, DML, MAB, BCJ, VBA | |
| | Resource Persons | | 1 | 7 | 5.0 | 5.0 | 5.0 | 5.0 | | |
| | Convenor/Organizer | | 0 | | | | | | | |
| | Consultancy | | | | | | | | | |
| | Evaluator | | 1 | 1 | 5.0 | 5.0 | 5.0 | 5.0 | | |
| | PI 8. Percent of extension proposals approved * | Dept. Head & Faculty | 50% | 100% | 5 | 5 | 5 | 5 | | |
| | PI 11. Additional outputs * | Dept. Head & Faculty | | | | | | | | |
| | No. of extension-related awards (extn. conducted by faculty or student & faculty) * | | | | | | | | | |
| MFO 5 | Support to Operations | | | | | | | | | |
| | OVPI MFO 1. Faculty Development Services | | | | | | | | | |
| | PI 1: Number of faculty pursuing advanced research degree programs (PhD) facilitated, monitored and assisted * | Dept. Head & Faculty | 1 | 1 | 5 | 5 | 5 | 5 | CMOQ | |
| | OVPI MFO 2. Faculty Recruitment/Hiring Services | | | | | | | | | |
| | PI 2: Number of faculty recruited/hired based on needed competencies and aligned with ISO standards * | Dept. Head & Faculty | 0 | 2.00 | 5.0 | 5.0 | 5.0 | 5.0 | Part-Time Instructor | |
| | OVPI MFO 3. Faculty Evaluation Services | | | | | | | | | |
| | PI 3: Number of seminars/trainings/ conventions/workshops coordinated for entire university * | Dept. Head & Faculty | | | | | | | | |
| | PI 4: Number of seminars/trainings/ conventions/workshops coordinated outside of the university * | Dept. Head & Faculty | | | | | | | | |
| | PI 5: Percentage of faculty rated by students with at least very satisfactory rating in 50% of the subjects evaluated * | Dept. Head & Faculty | 90.00% | 100.00 | 5.0 | 5.0 | 5.0 | 5.0 | | |
| | PI 6: Number of in-house seminars/trainings/ workshops/reviews conducted/attended * | Dept. Head & Faculty | 1 | 1.00 | 5.0 | 5.0 | 5.0 | 5.0 | | |

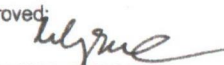
[illegible]

Received by:

DILBERTO O. FERRAREN

Calibrated by:

DANIEL LESLIE TAN

Recommending Approval:

BEATRIZ S. BELONIAS

Approved:

EDGARDO E. TULIN

Director for Planning *21 Jan 2022* Chairman, PMT

Date:

Date: *1/18/2022*

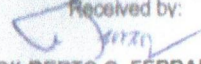
VP for Academic Affairs

Date: *01/17/2022*

President


Date: *1/20/22*

- * To indicate in the remarks column the details of the targetted outputs for easy review and calibration.
- ** No percentage weight for ranking purposes since these are activities only expected to be performed at the department level


Received by:

DILBERTO O. FERRAREN

Director for Planning *21 Jan 2022* Chairman, PMT

Date:


Calibrated by:

DANIEL LESLIE TAN

Date: *1/18/2022*

Recommending Approval:

BEATRIZ S. BELONIAS

VP for Academic Affairs

Date: *01/17/2022*

Approved:

EDGARDO E. TULIN

President

Date: *1/20/22*

- * To indicate in the remarks column the details of the targetted outputs for easy review and calibration.
- ** No percentage weight for ranking purposes since these are activities only expected to be performed at the department level