



146-

2446

RECEIVED
20 JAN 2020
CIVPRGEA

Date: 01/14/2020

Date:

RDE Commitments

Rating Equivalents:
5 - Outstanding
4 - Very Satisfactory
3 - Satisfactory
2 - Fair
1 - Poor

** Actual FTE

MFO No.	MFO Description	Success/Performance Indicator (PI)	Units/Persons Responsible	Target	Actual Accomplishments	Rating				Remarks
						Quality	Efficiency	Timeliness	Average	
UMFO 1.	ADVANCED EDUCATION SERVICES									

OVPI MFO 1. Graduate Degree Program Management Services								
PI 1: Number of graduate degree specializations offered and monitored								
PI 2: Total FTE monitored								
PI 3: Percentage of students who graduated within the prescribed period								
OVPI MFO 2. Graduate Student Management Services								
PI 1: Percentage of graduate students awarded with honors/distinction								
PI 2: Percentage of graduate students advised who rated the adviser/GAC member at least								
PI 3: Percentage of graduate school faculty engaged in research work applied in any of the following:								
a. Pursuing advanced research degree program								
b. Actively pursuing in the last three years (investigative research, basic and applied scientific research, policy research, social science research)								
c. Producing technologies for commercialization or livelihood improvement								
d. whose research work resulted in an extension program								
		Total Points:	Total		0		0.00	
UMFO 2. HIGHER EDUCATION SERVICES								
OVPI MFO 1. Curriculum Program Management Services								
PI 1: Total FTE Monitored	EGL, DRA	142.00	298.75	5	5	5	5.00	
PI 2: Percentage of undergraduate curricular program compliant to CMO approved and offered	EGL, DRA	100%	100%	5	5	5	5.00	
PI 3: Average percentage passing in licensure exam	EGL	60%	71.43%	4.5	4.5	4.5	4.50	
PI 4: Percentage of first time licensure exam takers who passed the licensure exam	EGL	100%	80%	4.5	4.5	4.5	4.50	
PI 5: Percentage of students who graduated within the prescribed period	all faculty	80%	8.84%	3	3	3	3.00	

	PI 6: Percentage increase in the number of undergraduate students who graduated within prescribed period	all faculty	10%	0.00%	4	4	4	4.00	
	PI 7: Percentage of graduates (two years prior) who are employed and/or pursuing graduate studies	all faculty	85%	100%	5	5	5	5.00	
	PI 8: Number of academe/industry linkages established	all faculty	20	42	5	5	5	5.00	
	PI 9: Number of thesis/special problems of students:								
	a. Thesis outline/manuscript/ Case studies/ Special Problems/ OJT Narrative reports/ Engineering Projects/ Portfolios advised	all faculty	65	36	4	4	4	4.00	
	b. Thesis outline/manuscript/Case Studies/Special Problems/OJT Narrative Reports/Engineering Projects/Portfolios approved	all faculty	65	36	4	4	4	4.00	
	PI 10: Number of student organizations advised/assisted	HN Mejia, JJM Pomida, RB Vinculado, Jr.	1	2	5	5	5	5.00	1. PICE-VSU SC 2. AMICUS
	PI 11: Number of instructional materials developed/revised								
	a. OBE - compliant syllabi	all faculty	5	20	5	5	5	5.00	CEng 111, CEng 113n, CEng 121, CEng 132, CEng 134, CEng 138, CEng 143, CEng 144, CEng 146, CEng 148, CEng 152, CEng 153, CEng 155, CEng 157, CEng 158, CEng 159, ESci 123, ESci 131n, ESci 141, ESci 143
	b. Teaching guides/Student guides/Laboratory Manuals		1	0	3	3	3	3.00	
	c. Complete sets of teacher-developed audio visual materials (powerpoints, videos, computer games, etc)	LJ Ando, JB Corrales	3	6	5	5	5	5.00	ESci 110, CEng 153, ESci 114, ESci 141, ESci 131n, ESci 113
	d. On-line interactive learning resources per subject								
	PI 12: Number of instruction-related awards								
	Number of National Student Awards								

	Number of honor graduates								
	Periodic Revision of OBE Syllabi	MT Abrera, Jr., LJ Ando, EG Loreto, RB Vinculado, Jr.	3	7	5	5	5	5.00	CEng 143, CEng 144, CEng 152, CEng 153, CEng 155, CEng 158, CEng 157
	Submission of Student Performance based on Course Outcomes (CQI Form 6)	concerned faculty	3	0	3	3	3	3.00	
	Group Consultation of Student Advisees by their academic adviser	MT Abrera, Jr., GG Doydora, JB Corrales	3	3	4.5	4.5	4.5	4.50	
			Total Points	Total n:				74.50	
UMFO 3.	RESEARCH SERVICES								
	PI 1: Number of research proposal submitted		1	0	3	3	3	3.00	
	PI 2: Number of research proposals approved								
	PI 3: Number of research studies conducted								
	PI 4: Number of research projects/studies completed within the year								
	PI 5: Number of research papers (oral presentation, posters, keynote speaker, plenary speaker) presented in regional/national/international fora and conferences								
	in int'l fora/ conferences								
	in nat'l fora/conferences								
	in reg'l for a/conferences								
	in institutional fora/ conferences								
	PI 6: Number of paper submitted for publication in internationally indexed journals								
	PI 7: Number of published papers in peer-reviewed journals								
	in refereed int'l journals								
	in refereed nat'l journals								
	in institutional journals								
	PI 8: Number of patents/Utility Models/copyrights filed								

	PI 9: Amount of research money generated from external funding (Thousand PhP)								
	PI 10: Amount of research money generated from institutional funding (Thousand PhP)								
	PI 11. Number of research outputs in the last three years utilized by the industry or other beneficiaries								
	PI 12. Number of research-related awards (research conducted by faculty or student with faculty								
			Total Points	Total n:				3.00	
UMFO 4. EXTENSION SERVICES									
	PI 1: Number of trainees weighted by the length of training								
	PI 2: Number of trainings conducted								
	PI 3: Number of IEC materials/techno-guides developed/used								
	PI 4: Number of beneficiaries served								
	Groups								
	Individuals								
	PI 5: Number of technical/expert services provided/rendered	HN Mejia	1	1	4.5	4.5	4.5	4.50	Course on Road Safety and Traffic Administration
	Research Mentoring								
	Peer reviewers/Panelists								
	Resource Person	HN Mejia	1	1	4.5	4.5	4.5	4.50	Course on Road Safety and Traffic Administration
	Convenor/Organizer	HN Mejia	0	1	5	5	5	5.00	Course on Road Safety and Traffic Administration
	Consultancy								
	Evaluator								
	PI 6: Number of extension projects conducted								
	PI 7: Number of extension proposals submitted	HN Mejia	1	1	4.5	4.5	4.5	4.50	Traffic Safety Enhancement at VSU and MAGPAGUAPA
	PI 8: Number of extension proposal approved	HN Mejia	1	1	4.5	4.5	4.5	4.50	Traffic Safety Enhancement at VSU and MAGPAGUAPA

	PI 9: Amount of extension money generated from external funding (Thousand PhP)								
	PI 10: Amount of extension money generated from institutional funding (Thousand PhP)	HN Mejia	30	60	5	5	5	5.00	Traffic Safety Enhancement at VSU and MAGPAGUAPA
	PI 11: Percentage of beneficiaries who rated the training course and advisory services as satisfactory or higher in terms of quality and relevance								
	PI 12: Number of extension-related awards (extension conducted by faculty or student and faculty)								
			Total Points		Total n:			28.00	
UMFO 5. SUPPORT TO OPERATIONS (STO)									
OVPI MFO 1. Faculty Development Services									
	PI 1: Number of faculty pursuing advanced degree programs	EGL	1	1	4.5	4.5	4.5	4.50	Engr. Andy Phil D. Cortes
OVPI MFO 2. Faculty Recruiting/Hiring Services									
	PI 2: Number of faculty recruited/aligned with university RSP policy and competency-based HRM	EGL	1	1	4.5	4.5	4.5	4.50	Engr. Jessie B. Corrales
OVPI MFO 3. Faculty Evaluation Services									
	PI 3: Number of seminars/trainings/conventions/workshops organized/ coordinated for the entire university								
	PI 4: Number of seminars/trainings/conventions/workshops organized/coordinated outside the university								
	PI 5: Percentage of faculty rated by students with at least very satisfactory rating of the subjects evaluated	all faculty	80%	100%	5	5	5	5.00	
	PI 6: Number of college/department - level seminars/trainings/workshops/reviews conducted/attended/facilitated	all faculty	2	2	5	5	5	5.00	1. Course on Road Safety and Traffic Administration 2. Course on Road Safety for Habal-Habal Drivers
OVPI MFO 4. Program and Institutional Accreditation Services									
	PI 1: Number of degree programs which passed accreditation/evaluation at least level 1	all faculty	1	1	5	5	5	5.00	BSCE

	PI 2: Degree program compliant with CHED requirements	EGL, DRA	1	1	5	5	5	5.00	BSCE
			Total Points		Total n:			29.00	
UMFO 6. GENERAL ADMINISTRATION & SUPPORT SERVICES									
	PI 1. Number of Risk Assessment/Review conducted	EGL	1	1	4.5	4.5	4.5	4.50	
	PI 2. Number of risks identified	EGL	2	2	4.5	4.5	4.5	4.50	
	PI 3: Number of risks addressed/minimized	EGL	2	2	4.5	4.5	4.5	4.50	
	PI 4: Number of legitimate complaints received.	EGL	0	0	5	5	5	5.00	
	PI 5: Percentage of complaints indicated in PI 4, if any, addressed within the prescribed period.	EGL	100%	0%	5	5	5	5.00	
	PI 6: Additional Outputs								
			Total Points		Total n:			23.50	
Total No. of Entries:					35				
Total Over-all Rating					158.00				
Average Rating					4.51				
Adjectival Rating					Outstanding				


EGL -Epifania G. Loreto; DRA- Dahlia R. Arpoceple; MTA - Marcelo T. Abrera, Jr.; LJLA - Lindy Jane L. Ando; RBVJr.- Ramil B. Vinculado, Jr.; HNM - Hanzel N. Mejia


Received by:

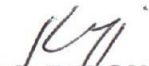
Calibrated by:


Recommending Approval:

Approved:


 Planning Officer
 Date: _____


REMBERTO A. PATINDOL, Ph.D.
 Chairman, PMT
 Date: _____


BEATRIZ S. BELONIAS, Ph.D.
 Vice Pres. for Instruction
 Date: _____


EDGARDO E. TULIN, Ph.D.
 University President
 Date: _____