

OFFICE PERFORMANCE COMMITMENT & REVIEW FORM (OPCR)

I, **ROSARIO P. ABELA**, Head of the Department of Teacher Education commits to deliver and agree to be rated on the attainment of the following targets in accordance with the indicated measures for the period January-June 2024.

R. Abela
ROSARIO P. ABELA

Head
7/8/24

Approved:

B. Barredo
BAYRON S. BARREDO

Supervisor
7/10/24



Appointment/Status	Position Title	Number
Designation	College	1
Designation	Department Head	1
Designation	Faculty w/ Univ. Designated Position	3
Permanent	Regular Faculty (VSL)	19
Permanent	Regular Faculty (TL)	8
Regular	Admin Staff Members	3
	TOTAL	35

Rating Equivalents:
5 - Outstanding
4 - Very Satisfactory
3 - Satisfactory
2 - Fair
1 - Poor

MFOs/PAPs	Success Indicators	Persons Responsible	Target	Actual Accomplishments	Rating				Remarks
					Q ¹	E ²	T ³	A ⁴	
UMFO 1 ADVANCED EDUCATION SERVICES (20%)									
MFO 1 Graduate Degree Program Management Services									
	PI 1. Percentage of graduate school faculty engaged in research work applied in any of the following:	Dept. Head & Faculty							
	a. pursuing advanced research degree program (Ph.D) *		1	2	5	5	5	5	Custodio & Garingalao
	b. actively pursuing in the last three (3) years (investigative research, basic and applied scientific research, policy research social science research)		2	3	5	5	5	5	VSUIHS-3
	c. producing technologies for commercialization or livelihood improvement								

MFOs/PAPs	Success Indicators	Persons Responsible	Target	Actual Accomplishments	Rating				Remarks
					Q ¹	E ²	T ³	A ⁴	
	d. whose research resulted in an extension program								
OVPAAs MFO 2. Graduate Student Management Services									
	PI 1: Percentage of graduate students enrolled in research degree programs *	Dept. Head & Faculty	N/A						
	PI 2: Percentage of accredited graduate programs *	Dept. Head & Faculty	100%	100%	5	5	5	5	MEd in four majors
	PI 3: Number of graduate degree specializations offered and monitored *	Dept. Head & Faculty	4	4	5	5	5	5	MEd (Biol, Chem, PE, Engl)
	PI 4: Total FTE coordinated, implemented & monitored*	Dept. Head & Faculty	4.0	12.75	5	5	5	5	MV-0.25; RA-7.25; SV-5.25
	PI 5: Percentage increase in number of graduate students enrolled *	Dept. Head & Faculty	2%	-2%	4	4	4	4	1st 23-24=74; 2nd 23-24=71
	PI 6: Percentage increase in number of students who graduated within prescribed period *	Dept. Head & Faculty							
	PI 7: Number of graduate students awarded with honors/distinction *	Dept. Head & Faculty							
	PI 8: Number of graduate students advised *	Dept. Head & Faculty	25	8	4	4	4	4	JQM-2;RA-1;BB-3;SV-2
	PI 9: Number of instructional materials developed *	Dept. Head & Faculty	3	12	5	5	5	5	MV-1;BB-1;SV-10
	On-line ready courseware			1	5	5	5	5	BB-1
	Flexible instructional materials			9	5	5	5	5	MV-3;BB-1;SV-5
	Assessment tools			20	5	5	5	5	MV-10;BB-5;SV-5
	PI 10: Number of virtual classrooms created and operationalized			1	5	5	5	5	BB-1
MFO 2 HIGHER EDUCATION SERVICES (50%)									

MFOs/PAPs	Success Indicators	Persons Responsible	Target	Actual Accomplishments	Rating				Remarks
					Q ¹	E ²	T ³	A ⁴	
	PI 1. Percentage of first time licensure exam takers that pass the licensure exams *	Dept. Head & Faculty	60%	95.44%	5	5	5	5	BEEd-70/30=95.89%; BSEd-208/219=94.98% March 17, 2024
	PI 2. Percentage of graduates (2 years prior) that are employed *	Dept. Head & Faculty	82%	33.71%	4	4	4	4	90/267 for 2022 graduates
	PI 3. Percentage of undergraduate student population enrolled in CHED-identified and RDC-identified priority programs *	Dept. Head & Faculty	100%	100%	5	5	5	5	1st 23-24 =1086; 2nd 23-24=1086
	PI 4. Percentage of undergraduate programs with accreditations *	Dept. Head & Faculty	80%	100%	5	5	5	5	BEEd, BSEd % BECEd
	PI 5: Total FTE, coordinated, implemented and monitored *	Dept. Head & Faculty	343	1084.99	5	5	5	5	RA-14.45;JCB-28.8;JAB-39.75;AJC-32.85;KG-30.75;JQM-29.9;MM-32.1;JCP-36.6;AO-34.65;RT-32.7;MV-22.2;HY-39.75;BB-15.6;VSUIHS-699.89
	PI 8: Number of students advised: *	Dept. Head & Faculty		1230	5	5	5	5	JCB-47;JAB-50;AJC-129;RT-38;KG-81;JQM-78;MM-92;JCP-1;AO-59;BB-90;MV-15;HY-30;VSUIHS-520
	On thesis/ field practice/special problem		25	139	5	5	5	5	RA-15-JCB-23;AJC-26;KG-49;MM-10;JCP-7;RT-19
	No. of approved manuscript submitted within prescribed period								
	On consultation			2859	5	5	5	5	DTE-1279;VSUIHS-1580
	PI 9: Number of student organizations advised/ assisted *	Dept. Head & Faculty		38	5	5	5	5	VSUIHS
	Student organizations advised		5	18	5	5	5	5	DTE-14;VSUIHS-4
	Student organizations assisted on student related activities			20	5	5	5	5	DTE-14;VSUIHS-4
	PI 10: Number of instructional materials developed *	Dept. Head & Faculty	3	29	5	5	5	5	DTE-4;VSUIHS-25
	On-line ready courseware	Dept. Head & Faculty		146	5	5	5	5	DTE-25; VSUIHS-121





MFOs/PAPs	Success Indicators	Persons Responsible	Target	Actual Accomplishments	Rating				Remarks
					Q ¹	E ²	T ³	A ⁴	
	Flexible instructional materials	Dept. Head & Faculty		580	5	5	5	5	DTE-182; VSUIHS-398
	Assessment tools	Dept. Head & Faculty		1080	5	5	5	5	DTE-402; VSUIHS-678
	PI 10: Number of virtual classrooms created and operationalized	Dept. Head & Faculty		15	5	5	5	5	AJC-1;JQM-2;HY-2;VSUIHS-10
	PI 11: Additional Outputs	Dept. Head & Faculty							
MFO 3 RESEARCH SERVICES (10%)									
	PI 1. Number of research outputs in the last three (3) years utilized by the industry or by other beneficiaries *	Dept. Head & Faculty	1	5	5	5	5	5	VSUIHS-5
	PI 2. Number of research outputs completed within the year *	Dept. Head & Faculty	1	3	5	5	5	5	RA-1;MM-1;BB-1
	PI 3. Percentage of research outputs published in internationally-referred or CHED recognized journal within the year (2%) *	Dept. Head & Faculty	2		0	0	0	0	None within the evaluation period
	In refereed int'l journals								
	In refereed nat'l/regional journals								
	PI 4. Number of research outputs presented in regional/national/ int'l fora/conferences *			7	5	5	5	5	VSUIHS
	In int'l fora/conferences	Dept. Head & Faculty	2	5	5	5	5	5	ISET2024-(Abunda, Desades, Mamolo & Vega); Pedrera
	In nat'l/regional fora/conferences			1	5	5	5	5	Pedrera
	PI 5. Percent of research proposals approved *	Dept. Head & Faculty	2	3	5	5	5	5	JAB-1;JCP-1;BB-1
	PI 6. Additional outputs*	Dept. Head & Faculty							
	No. of research-related awards (research conducted by faculty or student w/ faculty)								

MFOs/PAPs	Success Indicators	Persons Responsible	Target	Actual Accomplishments	Rating				Remarks
					Q ¹	E ²	T ³	A ⁴	
MFO 4 EXTENSION SERVICES (10%)									
	PI 1. Number of active partnerships with LGUs, industries, NGOs, NGAs, SMEs, and other stakeholders as a result of extension activities *	Dept. Head & Faculty	1	5	5	5	5	5	DTE-3; VSUIHS-2
	PI 2. Number of trainees weighted by the length of training *	Dept. Head & Faculty	100	80	5	4	4	4.33	Bayron Barredo-50; VSUIHS-30
	PI 3. Number of extension programs organized and supported consistent with the SUC's mandated and priority programs *	Dept. Head & Faculty	1	3	5	5	5	5	DTE-1 & VSUIHS-2
	PI 4. Percentage of beneficiaries who rated the training course/s and advisory services as satisfactory or higher in terms of quality and relevance*	Dept. Head & Faculty	70%	95%	5	5	5	5	Bayron Barredo
	PI 5. Number of technical/expert services *	Dept. Head & Faculty	3	14	5	5	5	5	VSUIHS
	Research Mentoring			12	5	5	5	5	JQM-3;BB-5;VSUIHS-4
	Peer reviewers/Panelists			9	5	5	5	5	KG-1;JCP-1;BB-2;VSUIHS-5
	Resource Persons			40	5	5	5	5	JAB-25;JQM-9;AO-1;VSUIHS-5
	Convenor/Organizer			1	5	5	4	4.67	JQM-1
	Consultancy								
	Evaluator								
	PI 8. Percent of extension proposals approved *	Dept. Head & Faculty		4	5	5	5	5	BB-2; VSUIHS-2
	PI 11. Additional outputs *	Dept. Head & Faculty							
	No. of extension-related awards (extrn. conducted by faculty or student & faculty) *								

MFOs/PAPs	Success Indicators	Persons Responsible	Target	Actual Accomplishments	Rating				Remarks
					Q ¹	E ²	T ³	A ⁴	
MFO 5 Support to Operations									
OVPAAs MFO 1. Faculty Development Services									
	PI 1: Number of faculty pursuing advanced research degree programs (PhD) facilitated, monitored and assisted *	Dept. Head & Faculty	2	5	5	5	5	5	Peñalosa, Catre, Siarez, Rivera & Lambert
OVPAAs MFO 2. Faculty Recruitment/Hiring Services									
	PI 2: Number of faculty recruited/hired based on needed competencies and aligned with ISO standards *	Dept. Head & Faculty	5	13	5	5	5	5	Part-time 2nd sem 2023-2024=4; VSUIHS-9
OVPAAs MFO 3. Faculty Evaluation Services									
	PI 3: Number of seminars/trainings/ conventions/workshops coordinated for entire university *	Dept. Head & Faculty							
	PI 4: Number of seminars/trainings/ conventions/workshops coordinated outside of the university *	Dept. Head & Faculty	1		0	0	0	0	None within the evaluation period
	PI 5: Percentage of faculty rated by students with at least very satisfactory rating in 50% of the subjects evaluated *	Dept. Head & Faculty	80%	92%	5	5	5	5	1st 2023-2024=94%; VSUIHS-90%
	PI6 : Number of in-house seminars/trainings/ workshops/reviews conducted *	Dept. Head & Faculty	1		0	0	0	0	None within the evaluation period
	PI 7 : Additional outputs *	Dept. Head & Faculty							
	Number of trainings attended related to instruction			21	5	5	5	5	HY, JQM, AO, RT & BB=2;RA, JCB, JAB,MV, KG, MM, JCP=1; AJC-4
	Number of faculty/staff awards/honors received related to operations support								

MFOs/PAPs	Success Indicators	Persons Responsible	Target	Actual Accomplishments	Rating				Remarks
					Q ¹	E ²	T ³	A ⁴	
OVPA MFO 4. Program and Institutional Accreditation Services									
	PI 8.Compliance to all requirements thru the established/adequate implementation, maintenance and improvement of the QMS of the core processes of the College/department under ISO 9001:2015*	Dept. Head & Faculty	75%	90%	5	5	5	5	DTE & VSUIHS
MFO 6 OVPA MFO 3. Faculty Evaluation Services									
	PI 1. Submission of College/Department PPMP for the following year within deadline as prescribed by BAC*	Dept. Head	80%	90%	5	4	4	4.33	1 Supplemental PPMP for 2024
	PI 2. Zero percent complaint from clients served	Dept. Head & all faculty & staff	0%	0%	5	5	5	5	
	PI 3. Number of coaching sessions among faculty & staff**	Dept. Head	2	2	5	5	5	5	VSUIHS-2
	PI 4. Number of planning sessions, tracking and monitoring of targets, etc. conducted to ensure attainment of department targets**	Dept. Head	2	4	5	5	5	5	DTE-Plotting of Actual Teaching Load & Preparation of IPCR; VSUIHS-2
	PI 5. Number of monthly/special faculty & staff meetings conducted**	Dept. Head	1	9	5	5	5	5	DTE-Jan, Mar, May, VSUIHS-6
	PI 3: Additional Outputs	Dept. Head & all faculty & staff							
	Number of Best practices/new initiatives in academic units' management replicated/benchmarked by other depts/agencies *			2	5	5	5	5	Intensified Review, Class LEPT & Proposal to continue the operation of VSU Integrated HS as Laboratory HS of the College of Education

MFOs/PAPs	Success Indicators	Persons Responsible	Target	Actual Accomplishments	Rating				Remarks
					Q ¹	E ²	T ³	A ⁴	
	Percentage of NCs received and acted		0	0	5	5	5	5	
	Percentage of CARs received and acted		0	0	5	5	5	5	
		Total Over-all Rating							280
		Average Rating							4.67
		Adjectival Rating							Outstanding

Received by:  TONI MARC L. DARGANTES Planning Office Date: <u>JUL 15 2024</u>	Calibrated by:  ELWIN JAY V. YU Chairman, PMT Date: <u>7-15-24</u>	Recommending approval:  ROTACIO S. GRAVOSO Vice President Date: <u>07/25/2024</u>	Approved by:  PROSE IVY G. YEPES University President Date: <u>9/6/24</u>
--	--	--	--

- 1- Quality
- 2 - Efficiency
- 3 - Timeliness
- 4 - Average