



MFO No.	Success/Performance Indicator (PI)			Units/Persons Responsible	Department Target	Actual		Rating				Remark (Details of the targetted output indicators with **)	% weight
						Accomplishment (As of December 31, 2020)	Details of Accomplishments	Quality	Efficiency	Timeliness	Average		
		a.	pursuing advanced research degree program (Ph.D) *										
		b.	actively pursuing in the last three (3) years (investigative research, basic and applied scientific research, policy research social science research)										
		c.	producing technologies for commercialization or livelihood improvement										
		d.	whose research resulted in an extension program										
	OVPAA MFO 2. Graduate Student Management Services												
	PI 1: Percentage of graduate students enrolled in research degree programs *			Dept. Head & Faculty									2%
	PI 2: Percentage of accredited graduate programs *			Dept. Head & Faculty									2%
	PI 3: Number of graduate degree specializations offered and monitored *			Dept. Head & Faculty									2%
	PI 4: Total FTE coordinated, implemented & monitored*			Dept. Head & Faculty									2%
	PI 5: Percentage increase in number of graduate students enrolled *			Dept. Head & Faculty									2%
	PI 6: Percentage increase in number of students who graduated within prescribed period *			Dept. Head & Faculty									2%
	PI 7: Number of graduate students awarded with honors/distinction *			Dept. Head & Faculty									2%
	PI 8: Number of graduate students advised *			Dept. Head & Faculty									2%
	PI 9: Number of instructional materials developed *			Dept. Head & Faculty									
	On-line ready courseware												



MFO No.	Success/Performance Indicator (PI)	Units/Persons Responsible	Department Target	Actual		Rating				Remark (Details of the targetted output indicators with **)	% weight
				Accomplishment (As of December 31, 2020)	Details of Accomplishments	Quality	Efficiency	Timeliness	Average		
	Flexible instructional materials										
	Assessment tools										
	PI 10: Number of virtual classrooms created and operationalized										
MFO 2	HIGHER EDUCATION SERVICES (50%)										
	PI 1. Percentage of first time licensure exam takers that pass the licensure exams *	Dept. Head & Faculty	NA							There is no licensure examination for BSS graduates	7.5%
	PI 2. Percentage of graduates (2 years prior) that are employed *	Dept. Head & Faculty	100	100		5	5	5	5	12 out of 12 graduates are employed	2.5%
	PI 3. Percentage of undergraduate student population enrolled in CHED-identified and RDC-identified priority programs *	Dept. Head & Faculty	100	100		5	5	5	5	BSS curriculum is CHED-identified priority program	2.5%
	PI 4. Percentage of undergraduate programs with accreditations *	Dept. Head & Faculty	NA	NA							2.5%
	PI 5: Total FTE, coordinated, implemented and monitored *	Dept. Head & Faculty	82	92.27(112.5%)		5	5	5	5		20%
	PI 8: Number of students advised: *	Dept. Head & Faculty									
	On thesis/ field practice/special problem		NA							No graduating BSS students yet	1%
	No. of approved manuscript submitted within prescribed period		NA							No graduating BSS students yet	1%
	On consultation		45	46		5	5	5	5	BSS Students	0.5%
	PI 9: Number of student organizations advised/ assisted *										
	Student organizations advised	Dept. Head & Faculty	1	1		5	5	5	5	VSU Statistical Society	1.25%
	Student organizations assisted on student related activities	Dept. Head & Faculty	1	1		5	5	5	5	VSU Statistical Society	1.25%

MFO No.	Success/Performance Indicator (PI)		Units/Persons Responsible	Department Target	Actual		Rating				Remark (Details of the targetted output indicators with **)	% weight
					Accomplishment (As of December 31, 2020)	Details of Accomplishments	Quality	Efficiency	Timeliness	Average		
	<b>PI 10:</b> Number of instructional materials developed *										Title and name of faculty	10%
	On-line ready courseware		Dept. Head & Faculty	5	13 sets	Based on the courses handled by Faculty	5	5	5	5	1) Online-ready courseware in Stat 111 and ESci 117 (JM Guarte); 2) On-line-ready courseware in Stat 131, Stat121, and Math 111s (NE Milla); 3) Online-ready courseware in Stat 123 and CS 142 (VM Alao); 4) Online-ready courseware in Stat 134 (MAE Palen); 5) Online-ready courseware in Stat 137 (JMB Bulahan); 6) Online-ready courseware in Stat 103, Stat 130, and ESci 117 (FAV Suganob-Part-timer); 7) Online-ready courseware in Stat 21, Stat 21e, and ESci 117 (MR Lebante-Part-timer); and 8) Online-ready courseware in Stat 105 and Stat 113 (MCF Pleños-Affiliate)	
	Flexible instructional materials		Dept. Head & Faculty	5 sets	15 sets	Based on number of online-ready courseware	5	5	5	5		
	Assessment tools		Dept. Head & Faculty	5 sets	13 sets	Based on number of online-ready courseware	5	5	5	5		



MFO No.	Success/Performance Indicator (PI)	Units/Person s Responsible	Department Target	Actual		Rating				Remark (Details of the targetted output indicators with **)	% weight	
				Accom- plishment (As of December 31, 2020)	Details of Accom- plishments	Quality	Efficiency	Timeliness	Average			
	PI 10: Number of virtual classrooms created and operationalized		Dept. Head & Faculty	5 sets	13 sets	Based on number of online-ready courseware less Stat 145 and Stat 137 since these are not offered in 1st sem. A.Y. 2020-2021	5	5	5	5		
	PI 11: Additional Outputs											
	OBE-Syllabi		Dept. Head & Faculty	5	9	Revised and new course syllabi	5	5	5	5		
	Video production		Dept. Head & Faculty	1	2	Stat 123 and CS 142 virtual classes videos	5	5	5	5		
MFO 3	RESEARCH SERVICES (10%)											
	PI 1. Number of research outputs in the last three (3) years utilized by the industry or by other beneficiaries *		Dept. Head & Faculty							needs project titles	2%	
	PI 2. Number of research outputs completed within the year *		Dept. Head & Faculty							needs project titles	2%	

MFO No.	Success/Performance Indicator (PI)	Units/Persons Responsible	Department Target	Actual		Rating				Remark (Details of the targetted output indicators with **)	% weight
				Accomplishment (As of December 31, 2020)	Details of Accomplishments	Quality	Efficiency	Timeliness	Average		
	<b>PI 3.</b> Percentage of research outputs published in internationally-referred or CHED recognized journal within the year (2%) *	Dept. Head & Faculty								needs title of publication, name of journal and where published	
	<i>In refereed int'l journals</i>										1.50%
	<i>In refereed nat'l/regional journals</i>										0.50%
	<b>PI 4.</b> Number of research outputs presented in regional/national/ int'l fora/conferences *	Dept. Head & Faculty								title of paper, what for a/conference, where and when	
	<i>In int'l fora/conferences</i>										1.50%
	<i>In nat'l/regional fora/conferences</i>										0.50%
	<b>PI 5.</b> Percent of research proposals approved *	Dept. Head & Faculty									0.5%
	<b>PI 6.</b> Additional outputs*	Dept. Head & Faculty									
	No. of research-related awards (research conducted by faculty or student w/ faculty)										1.50%
<b>MFO 4</b>	<b>EXTENSION SERVICES (10%)</b>										
	<b>PI 1.</b> Number of active partnerships with LGUs, industries, NGOs, NGAs, SMEs, and other stakeholders as a result of extension activities *	Dept. Head & Faculty	1	2		5	5	5	5		2.0%
	<b>PI 2.</b> Number of trainees weighted by the length of training *	Dept. Head & Faculty									2%
	<b>PI 3.</b> Number of extension programs organized and supported consistent with the SUC's mandated and priority	Dept. Head & Faculty									2%
	<b>PI 4.</b> Percentage of beneficiaries who rated the training course/s and advisory services as satisfactory or higher in terms of quality and relevance*	Dept. Head & Faculty									1%
	<b>PI 5.</b> Number of technical/expert services *	Dept. Head & Faculty									1%

10%



MFO No.	Success/Performance Indicator (PI)	Units/Persons Responsible	Department Target	Actual		Rating				Remark (Details of the targetted output indicators with **)	% weight
				Accomplishment (As of December 31, 2020)	Details of Accomplishments	Quality	Efficiency	Timeliness	Average		
	Research Mentoring										
	Peer reviewers/Panelists	JM Guarte	1	0		-	-	-	-	For The Philippine Statistician (TPS), the official scientific journal of the Philippine Statistical Association, Inc. (PSAI)	
	Resource Persons										
	Convenor/Organizer										
	Consultancy										
	Evaluator	VM Alao, NE Milla, JM Guarte, MAE Palen	1	6	Learning Guides in Math 111s and Stat 111, Stat 103, Stat 130, Stat 21, CS 142, Stat 113, and Stat 105	5	5	5	5	Evaluated the printed student learning guides of the faculty.	
	PI 8. Percent of extension proposals approved *	Dept. Head & Faculty									0.5%
	PI 11. Additional outputs *	Dept. Head & Faculty									
	No. of extension-related awards (extrn. conducted by faculty or student & faculty) *										1.5%
<b>MFO 5</b>	<b>Support to Operations</b>										
	OVPI MFO 1. Faculty Development Services										
	PI 1: Number of faculty pursuing advanced research degree programs (PhD) facilitated, monitored and assisted *	Dept. Head & Faculty									0.625%

10%

[illegible]



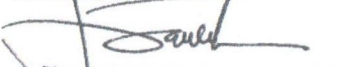
MFO No.	Success/Performance Indicator (PI)		Units/Person & Responsible	Department Target	Actual		Rating				Remark (Details of the targetted output indicators with **)	% weight
					Accom- plishment (As of December 31, 2020)	Details of Accom- plishments	Quality	Efficiency	Timeliness	Average		
	Number of seminars/webinars attended		Dept. Head & Faculty	1	3	Webinar on UAAOOEI of FLMs; Webinar on Training- Workshop on Strengthening Talents in Learning Management System as SUCs of Region 8 Transition to a Better New Normal; "Mentoring the Administrators- Mentors: A Sustainable Approach to Go Live on LMS"; Attended Webinar on Statistics	5	5	5	5		
	<b>OVPI MFO 4. Program and Institutional Accreditation Services</b>											
	<b>PI 8.</b> Compliance to all requirements thru the established/adequate implementation, maintenance and improvement of the QMS of the core processes of the College/department under ISO 9001:2015*		Dept. Head & Faculty	Zero non- conformity (No NC)	Zero non- conformity (No NC)		5	5	5	5	Zero non-conformity (No NC)	2.50%
<b>MFO 6</b>	<b>General Admin. &amp; Support Services (GASS)</b>											
	<b>PI 1.</b> Submission of College/Department PPMP for the following year within deadline as prescribed by BAC*		Dept. Head	1	1		5	5	5	5		1%
	<b>PI 2.</b> Zero percent complaint from clients served		Dept. Head & all faculty & staff	0%	0%		5	5	5	5		2%

5%


MFO No.	Success/Performance Indicator (PI)	Units/Persons Responsible	Department Target	Actual		Rating				Remark (Details of the targeted output indicators with **)	% weight
				Accomplishment (As of June 31, 2020)	Details of Accomplishments	Quality	Efficiency	Timeliness	Average		
	PI 3. Number of coaching sessions among faculty & staff**	Dept. Head	1	1		5	5	5	5		
	PI 4. Number of planning sessions, tracking and monitoring of targets, etc. conducted to ensure attainment of department targets**	Dept. Head	1	1		5	5	5	5		
	PI 5. Number of monthly/special faculty & staff meetings	Dept. Head	5	5		5	5	5	5		
	PI 3: Additional Outputs	Dept. Head & all faculty & staff									
	Number of Best practices/new initiatives in academic units' management replicated/benchmarked by other depts/agencies *									explain here briefly why consider said department practice can be considered as a best practice	2%
Total Over-all Rating						115.000					
Average Rating						5.00%					
Adjectival Rating						0					

5%


Received by:

  
**DANIEL LEAL S. TAN**  
 Planning and Information  
 Date: February 1, 2021


Calibrated by:

  
**REMBERTO A. PATINDOL**  
 Chairman, PMT  
 Date:

Recommending Approval:

  
**BEATRIZ S. BELONIAS**  
 Vice Pres. for Instruction  
 Date:

Approved:

  
**EDGARDO E. TULIN**  
 President  
 Date:

FEB 01 2021