

[illegible]


MFOs/PAPs	Performance Indicators	Unit/Person Responsible	Targets	Actual Accomplishment	Rating				Remarks
					Q	E	T	A	
OVPPRGEA MFO 2. Planning, Management, and Monitoring Services	PI 1. Proactive submission of university reports/ plans and documents as prescribed by DBM & VSU Annual Report								
	* Percentage DBM Quarterly Report of Operation (BAR) and Physical Plan 2020 (BED)	PRGEA Staff	100%	100%	5	5	5	5.00	
	* Percentage VSU Annual Report	VP, PRGEA Staff	100%	100%	5	4	4	4.33	
	PI 2. Efficient Planning and Monitoring Services								
	* Percentage Strategic Planning (Review & Monitoring)	VPs, PRGEA staff, Dean, Heads, stakeholders, ODAHRD & OP	50%	50%	5	5	5	5.00	
	* Percentage Work and Financial Planning		100%	100%	5	4	5	4.67	
	* Percentage Organizational Structure Planning		100%	100%	5	5	5	5.00	
	* Percentage Comprehensive Land Use Planning	LUDIP - Committee & Technical Experts	30%	30%	5	4	4	4.33	
	PI 3. Performance Management Team (PMT) Secretariat Services								
	* OPCR Evaluation and Monitoring	PRGEA Staff	50%	100%	5	5	4	4.67	
	* No. of OPCR's facilitated	PRGEA Staff	50%	100%	4	4	4	4.00	
	* Efficient dissemination of OPCR Rating Results	VP, PRGEA Staff	1	1	4	4	4	4.00	
	PI 4. Collaborative and regular monitoring of the transparency seal	PRGEA Staff	5	5	5	5	5	5.00	
	P1.5. Promptly provide data needed for vsu budget proposal	VP, PRGEA Staff, Budget	100%	100%	5	5	4	4.67	
	P1.6. Percentage of unit planning of PAPs based on Work & Financial Plan	Dept. Heads/ Units/Deans/Centers	100%	100%	4	4	4	4.00	
	Average Rating							4.56	
OVPPRGEA MFO 3. Resource Generation Management Services	PI 1. Percentage of RF/STF managers complying with requirements and policies set by the Board of Management								
	* Efficient monthly financial reports	VP, IGP Director & PRGEA Staff	100%	100%	5	5	5	5.00	
	* Regular Annual Review of STF-IGP and and RF-IGP projects	VP, BOM, IGP & PRGEA staff							
	* Regular Physical evaluation and monitoring of IGP Projects (once every 6 months)	VP, IGP Director	100%	100%	5	5	5	5.00	
	PI 2. Income generated from STF projects in support to instruction, research and extension.	VP, BOM Housing Commission, IGP Director, BOM	1.75M	4.37M	5	5	5	5.00	
	PI.3. Income generated from RF projects in support to university projects/ programs	VP, IGP Director/ PRGEA Staff	1.75M	7.99M	5	5	5	5.00	
	Average Rating							5.00	

MFOs/PAPs	Performance Indicators	Unit/Person Responsible	Targets	Actual Accomplishment	Rating				Remarks
					Q	E	T	A	
OVPPRGEA MFO 4. Bids & Awards	P1.1. Responsible for ensuring that the Procuring Entity abides by the standards set forth by the Act and IRR, and prepare a Procurement Monitoring Report (PMR) in the form prescribed by the GPPB.	BAC Chair	100%	100%	5	5	5	5.00	
	* Provide administrative support to the BAC and the TWG.	BAC Members, Secretariate & TWG	100%	100%	5	5	5	5.00	
	<i>Average Rating</i>								
OVPPRGEA MFO 5. Other Functions	P1.1. Secretariate to the VSU Formal Investigation Committee.	DF Andres/FIC Members/Legal Office	100%	100%	5	5	5	5.00	
	P1.2. Monitor and Facilitates distribution of University Uniform	OVPPRGEA Staff	100%	100%	5	5	5	5.00	
	<i>Average Rating</i>							5.00	
<i>Total Over-all Rating</i>								19.33	
<i>Average Rating</i>								4.83	
<i>Adjectival Rating</i>								<i>Outstanding</i>	


Received by:


DANIEL LESLIE S. TAN
 Planning Office


Calibrated by:


REMBERTO A. PATINDOL
 Chairman, PMT

Recommending Approval:


DILBERTO O. FERRAREN
 Vice-Pres. For Planning, Resource
 Generation & External Affairs

Approved by:


EDGARDO E. TULINA
 President