



ent
D SCIENCE
Y

4.3
RECEIVED
DATE: AUG 03 2021
BY: *SJF*

the period January

MFO No.			Success/Performance Indicator (PI)	Units/ Persons Responsible	Department Target	Actual Accomplishments		Rating			Remark (Details of the targetted output indicators with **)
						% Accom- plishment	Details of Accom- plishments	Quality	Efficiency	Timeliness	
MFO 1	ADVANCED EDUCATION SERVICES (20%)										
	OVPI MFO 1. Graduate Degree Program Management Services										


	1	PI 1. Percentage of graduate school faculty engaged in research work applied in any of the following:	Dept. Head & Faculty								
		a. pursuing advanced research degree program (Ph.D) *		20%	50%	250%	5	5	5	5.0	
		b. actively pursuing in the last three (3) years (investigative research, basic and applied scientific research, policy research, social science research)		50%	100%	200%	5	5	5	5.0	
		c. producing technologies for commercialization or livelihood improvement									
		d. whose research resulted in an extension program									
	OVPI MFC 2. Graduate Student Management Services										
	PI 1:	Percentage of graduate students enrolled in research degree programs *	Dept. Head & Faculty	100%	100%	100%	5	5	5	5.0	
	PI 2:	Percentage of accredited graduate programs *	Dept. Head & Faculty	100%	100%	100%	5	5	5	5.0	
	PI 3:	Number of graduate degree specializations offered and monitored *	Dept. Head & Faculty	4	4	100%	5	5	5	5.0	
	PI 4:	Total FTE coordinated, implemented & monitored*	Dept. Head & Faculty	5	20.17	403.4%	5	5	5	5.0	
	PI 5:	Percentage increase in number of graduate students enrolled *	Dept. Head & Faculty	20%							for July to December
	PI 6:	Percentage increase in number of students who graduated within prescribed period *	Dept. Head & Faculty								
	PI 7:	Number of graduate students awarded with honors/distinction *	Dept. Head & Faculty								
	PI 8:	Number of graduate students advised *	Dept. Head & Faculty	5	22	440%	5	5	5	5.0	
	PI 9:	Number of instructional materials developed *	Dept. Head & Faculty								
		On-line ready courseware		3	15	500%	5	5	5	5.0	
		Flexible instructional materials		5	10	200%	5	5	5	5.0	
		Assessment tools		10	39	390%	5	5	5	5.0	
	PI 10:	Number of virtual classrooms created and operationalized		3	8	266.67%	5	5	5	5.0	
MFO 2	HIGHER EDUCATION SERVICES (50%)										
	PI 1:	Percentage of first time licensure exam takers that pass the licensure exams *	Dept. Head & Faculty								

	PI 2: Percentage of graduates (2 years prior) that are employed *	Dept. Head & Faculty	30%							for July to December
	PI 3: Percentage of undergraduate student population enrolled in CHED-identified and RDC-identified priority programs *	Dept. Head & Faculty	100%	100%	100%	5	5	5	5.0	
	PI 4: Percentage of undergraduate programs with accreditations *	Dept. Head & Faculty	100%	100%	100%	5	5	5	5.0	
	PI 5: Total FTE, coordinated, implemented and monitored *	Dept. Head & Faculty	45	86.3	191.78%	5	5	5	5.0	
	PI 8: Number of students advised: *	Dept. Head & Faculty								
	On thesis/ field practice/special problem		10	22	220%	5	5	5	5.0	
	No. of approved manuscript submitted within prescribed period		5							for July to December
	On consultation		40	397	992.5%	5	5	5	5.0	
	PI 9: Number of student organizations advised/ assisted *	Dept. Head & Faculty								
	Student organizations advised		1							
	Student organizations assisted on student related activities									
	PI 10: Number of instructional materials developed *	Dept. Head & Faculty								
	On-line ready courseware	Dept. Head & Faculty	4	11	275%	5	5	5	5.0	
	Flexible instructional materials	Dept. Head & Faculty	10*	5	50%	5	4	5	4.67	the rest of the target will be accomplished on July to December
	Assessment tools	Dept. Head & Faculty	30	69	230%	5	5	5	5.0	
	PI 10: Number of virtual classrooms created and operationalized	Dept. Head & Faculty	4	22	550%	5	5	5	5.0	
	PI 11: Additional Outputs	Dept. Head & Faculty	2	11	550%	5	5	5	5.0	
MFO 3	RESEARCH SERVICES (10%)									
	PI 1: Number of research outputs in the last three (3) years utilized by the industry or by other beneficiaries *	Dept. Head & Faculty	2	2	100%	5	5	5	5.0	.- Assessment of Pests and Diseases in NGP Reforestation and FLR Sites in Visayas, Philippines
	PI 2: Number of research outputs completed within the year *	Dept. Head & Faculty		2	200%	5	5	5	5.0	.- Knowledge and Capacity Building in Mushroom Production in Climate-Prone Local Communities in Eastern Visayas

	Other outputs implementing the new normal due to covid 19			6	100%	5	5	5	5.0	
MFO 5	Support to Operations									
	CVPI MFO 1. Faculty Development Services									
	PI 1: Number of faculty pursuing advanced research degree programs (PhD) facilitated, monitored and assisted *	Dept. Head & Faculty	2	2	100%	5	5	5	5.0	
	CVPI MFO 2. Faculty Recruitment/Hiring Services									
	PI 2: Number of faculty recruited/hired based on needed competencies and aligned with ISO standards *	Dept. Head & Faculty	1							for July to December
	CVPI MFO 3. Faculty Evaluation Services									
	PI 3: Number of seminars/trainings/ conventions/workshops coordinated for entire university *	Dept. Head & Faculty								
	PI 4: Number of seminars/trainings/ conventions/workshops coordinated outside of the university *	Dept. Head & Faculty								
	PI 5: Percentage of faculty rated by students with at least very satisfactory rating in 50% of the subjects evaluated *	Dept. Head & Faculty	50%	100%	200%	5	5	5	5.0	
	PI 6: Number of in-house seminars/trainings/ workshops/reviews conducted *	Dept. Head & Faculty								
	PI 7: Additional outputs: *	Dept. Head & Faculty								
	Number of faculty/staff awards/honors received related to operations support									
	CVPI MFO 4. Program and Institutional Accreditation Services									
	PI 8: Compliance to all requirements thru the established/adequate implementation, maintenance and improvement of the QMS of the core processes of the College/department under ISO 9001:2015*	Dept. Head & Faculty	zero non-conformity	zero non-conformity		5	5	5	5.0	
MFO 6	General Admin. & Support Services (GASS)									
	PI 1: Submission of College/Department PPMP for the following year within deadline as prescribed by BAC*	Dept. Head	100%	100%	100%	5	5	5	5.0	
	PI 2: Zero percent complaint from clients served	Dept. Head & all faculty & staff	100%	100%	100%	5	5	5	5.0	
	PI 3: Number of coaching sessions among faculty & staff**	Dept. Head	5	3	60%	5	4	5	4.67	the rest of the target will be accomplished on July to December
	PI 4: Number of planning sessions, tracking and monitoring of targets, etc. conducted to ensure attainment of department targets**	Dept. Head	5	2	40%	5	4	5	4.67	the rest of the target will be accomplished on July to December

	PI 5. Number of monthly/special faculty & staff meetings conducted**	Dept. Head	5	2	40%	5	4	5	4.67	the rest of the target will be accomplished on July to December
	PI 3: Additional Outputs:	Dept. Head & all faculty & staff								
	Number of Best practices/new initiatives in academic units' management replicated/benchmarked by other depts/agencies *		1	4	400%	5	5	5	5.0	* adapted flexible learning; continue monitoring of students through virtual consultation; collaboration of the department with some municipalities to assist the conduct of students research; Invited speakers to conduct lectures to augment knowledge of students on actual field situations.
						205	196	205	202.03	
Total Over-all Rating										
Average Rating									4.93	
Adjectival Rating									OUTSTANDING	


Received by:




Calibrated by:


REMBERTO A. PATINDOL

Recommending Approval:


BEATRIZ S. BELONIAS
Vice Pres. for Academic Affairs
Date: 7/23/21

Approved:


EDGARDO E. TULIN
President
Date: _____

Planning Office
Date: _____
DILBERTO O. FERRAREN, PhD

Chairman, PMT
Date: 7/27/21

* To indicate in the remarks column the details of the targetted outputs for easy review and calibration.

** No percentage weight for ranking purposes since these are activities only expected to be performed at the department level