



**VISAYAS**  
STATE UNIVERSITY

Advance Research and Innovation Center  
OFFICE OF THE VICE PRESIDENT  
FOR RESEARCH EXTENSION AND INNOVATION  
VISAYAS STATE UNIVERSITY



### OFFICE PERFORMANCE COMMITMENT & REVIEW (OPCR)

I, MA. THERESA P. LORETO, Director of the Advance Research and Innovation Center, commits to deliver and agree to be rated on the attainment of the following accomplishment in accordance with the indicated measures for the period January - June 2021

MA. THERESA P. LORETO

Director

Date: 7/19/2021

MARIA JULIET C. CENIZA

VP for Research, Extension and Innovation

Date: \_\_\_\_\_

#### INFORMATION ON PERSONNEL FULL-TIME TEACHING EQUIVALENT (FTE):

Personnel	Number (3)	Min. FTE (2)	Total FTE (1x2)	RDE Commitments***		
				Research	Publication	Extension
Department Head/ Center Director	-	-	0.0	0.0	0	0
Faculty w/ Univ. Designated Position	-	-	0.0	0.0	0	0
Regular Faculty (VSL)*	3	12	36.0	0.0	0	0
Regular Faculty (TLS)*	-	-	0.0	0.0	0	0
Part time Faculty	-	-	0.0	0.0	0	0
Admin Staff Members	-	-	0.0			
<b>TOTAL:</b>			<b>42.0</b>	<b>0.0</b>	<b>0</b>	<b>0</b>

Rating Equivalents:  
5 - Outstanding  
4 - Very Satisfactory  
3 - Satisfactory  
2 - Fair  
1 - Poor

Note: On vacation-sick-leave status. Ratio of Instruction and RDE commitments should be determined based on FTE of 18 units

\*\* On Teacher's Leave status. Minimum FTE required is 18 units

\*\*\* Professors and Associate Professors are required to commit RDE outputs (Please Performance Indicators under Research (UMFO 3) and extension (UMFO 4))

MFO No.	Success/Performance Indicator (PI)	Units/Persons Responsible	Center Target	Actual Accomplishments		Rating				Remark (Details of the targetted output indicators with **)	% weight
				% Accomplishment	Details of Accomplishments	Quality	Efficiency	Timeliness	Average		
MFO 1	Curriculum Program Management System										
	PI 1: Total FTE monitored	Faculty	20.97	148	31.05	5	5	5	5		20%
	PI 4: Number of students advised										
	On consultation		6	200	12	5	5	5	5		
	PI 5: Number of instructional materials developed	Faculty	2	100	2	5	5	5	5		10%



	On-line ready courseware		Faculty	2	200	4	5	5	5	5		
	Flexible instructional materials		Faculty	2	2400	48	5	5	5	5		
	Assessment tools		Faculty	2	550	11	5	5	5	5		
	<b><u>Additional Outputs</u></b>											
	<b>PI 6:</b> OBE-Syllabi		Faculty	2	100	2	5	5	5	5		
	<b>PI 7:</b> Number of virtual classrooms created and operationalized		Faculty	3	200	6	5	5	5	5		
	<b>PI 8:</b> Video production			1	200	2	5	5	5	5		
<b>MFO 3</b>	<b>Research and Innovation Services</b>											
	<b>PI 1:</b> Number of research outputs in the last three (3) years utilized by the industry or by other beneficiaries *				100	1	5	5	5	5		2%
	<b>PI 5:</b> Percent of research proposals approved *				100	2	5	5	5	5		0.5%
	<b>PI 6:</b> Additional outputs* <i>Number of paper submitted for publication in internationally indexed journals</i>		Faculty			2	5	5	5	5		
	<b>PI 12:</b> Number of research proposals submitted		Faculty	1	400	4	5	5	5	5		
	<b>PI 17:</b> Number of papers submitted for publication in institutional and internationally indexed journal		Faculty	2	100	2	5	5	5	5		
<b>MFO 5</b>	<b>Support to Operations</b>											
	<b>OVPI MFO 4. Program and Institutional Accreditation Services</b>											
	<b>PI 8:</b> Compliance to all requirements thru the established/adequate implementation, maintenance and improvement of the QMS of the core processes of the College/department under ISO 9001:2015*		Dept. Head & Faculty								Zero non-conformity (No NC)	2.50%
	<b><u>Additional Outputs</u></b>											
	<b>PI 2:</b> Number of webinars attended			3	300	9	5	5	5	5		
<b>MFO 6</b>	<b>General Admin. &amp; Support Services (GASS)</b>											
	<b>PI 2:</b> Zero percent complaint from clients served		Center Director & all Faculty & Saff									
	<b>Administrative and Facilitative Services</b>											
	<b>PI 1:</b> Number of centers, colleges, departments, and units served			2	300	6	5	5	5	5		2%


PI 3. Number of university committees/boards/council facilitated/assisted				100	2	5	5	5	5		
PI 7. Number of documents/reports prepared, reviewed/processed			2	150	3	5	5	5	5		
Frontline Services											
PI 1: Efficient and Customer-friendly frontline service/ Number of frontline services monitored and ensured to be customer-friendly and efficient			0% complaints			5	5	5	5.0		
Total Over-all Rating									95.00		
Average Rating									5.00		
Adjectival Rating									0		


Received by:


Calibrated by:


Recommending Approval:

Approved:

  
**DANIEL LESLIE S. TAN**  
 Planning Office  
 Director for Planning and Infrastructure  
 Project Development and Monitoring  
 JUL 26 2021

  
**REMBERTO A. PATINDOL**  
 Chairman, PMT  
 Date: 7/23/21

  
**MARIA JULIET C. CENIZA**  
 VP for Research, Extension and Innovation  
 Date: \_\_\_\_\_

  
**EDGARDO E. TULIN**  
 University President  
 Date: \_\_\_\_\_

- \* To indicate in the remarks column the details of the targetted outputs for easy review and calibration.
- \*\* No percentage weight for ranking purposes since these are activities only expected to be performed at the department level