

OPD 11479
11/14

Visayas State University
College of Engineering
DEPARTMENT OF FOOD SCIENCE AND TECHNOLOGY
Visca, Baybay City, Leyte

OFFICE PERFORMANCE COMMITMENT & REVIEW (OPCR)



DVPRGEA

11-74

I, IVY C. EMNACE, Head of the Department of Food Science and Technology, commits to deliver and agree to be rated on the attainment of the following accomplishments in accordance with the indicated measures for the period January to June, 2019.

IVY C. EMNACE
Department Head
Date:

VICTOR B. ASIO
Dean, CAFS
Date:

INFORMATION ON PERSONNEL FULL-TIME TEACHING EQUIVALENT (FTE):

Personnel	Number	FTE/sem	FTE/2nd sem.	Research	Extension	Administrative	total
Department Head	1	4.0	6.70	4.0	1.50	10.00	22.20
Faculty w/ Univ. Designated Position	2	2.5					
Regular Faculty (Vac. & Sick Leaves)	6	7.0					
		18.0					
			FJA - 3.88	2.0	0.0		5.88
			JGD - 8.20	0.0	3.0		11.20
			LAG - 3.25	3.0	1.5		7.75
			LCC - 10.72	2.0	3.0		15.72
			ICPM - 12.05	2.0	0.0		14.05
			JBC - 4.50	2.0	0.0		6.50
Regular Faculty (Teacher's Leave)	0						
Part time Faculty Members	0	0.0					
Admin Staff Members	3	0.0					

Rating Equivalents:
5 - Outstanding
4 - Very Satisfactory
3 - Satisfactory
2 - Fair
1 - Poor

MFO No.	MFO Description	Success/Performance Indicator (PI)	Persons Responsible*	Target	Actual Accomplishment		Rating				Remark
					% Accomplishment as of	Details of Accomplishment	Quality	Efficiency	Timeliness	Average	
UMFO 1: Advanced Education Services 20%											
MFO 1	Advanced Education Services	PI 1: Number of graduate degree specializations offered and monitored	LAG, FJA, ICE, LCC	1	1		5	5	5	5.00	
		PI 2: Total FTE monitored	LAG, FJA, ICE, LCC	5	11.35		5	5	5	5.00	

MFO 2	Graduate Student Management Services	PI 1: Percentage of graduate students awarded with honors/distinction								
		PI 2: Percentage of graduate students advised who rated the adviser/GAC member at least very satisfactory		NA	NA					No TPES for MS Thesis
		PI.3: Percentage of graduate school faculty engaged in research work applied in any of the ff:								
		a. Pursuing advanced degree program	EBB	1	1		5	5	4	4.67
		b. Actively pursuing in the last three years (investigative research, basic and applied	RDL, FJA, LAG, ICE,MAL	100%	100%		5	5	5	5.00
		c. Producing technologies for commercialization or livelihood improvement	RDL, FJA, LAG, ICE	75%	100%		5	5	5	5.00
										Alo, Cormanese, Emnace, Valdevieso, Cagabhion
UMFO 2. Higher Education Services										
MFO 1	Curriculum Program Management	PI 1: Total FTE monitored	All DFST faculty and PPV	30	42.54		5	5	5	5.00
		PI 2: Percentage of undergraduate curricular program compliant to CMO, approved and offered	ICE, LAG, LCC, RDL, FJA	100%	100%		5	5	5	5.00
		PI 3: Average percentage passing in licensure exam		NA		License exam not required for BSFT				
		PI 4: Percentage of first time licensure exam takers who passed the licensure exam		NA		License exam not required for BSFT				
		PI 7: Percentage of graduates (two years prior) who are employed and/or pursuing graduate studies	All DFST Faculty	50%	100%		5	5	5	5.00

		PI 12. Number of instruction-related awards									
UMFO 3. Research Services											
		PI 1. Number of research proposals submitted		1	1		5	5	5	5.00	
		PI 2. Number of research proposals approved		1	1		5	5	5	5.00	
		PI 3. Number of research studies conducted		3	3		5	5	5	5.00	JBCERNA, LAGALVEZ, ICPMESIAS
		PI 4. Number of research projects/studies completed within the year		3	3		5	5	5	5.00	BOHOL PROJECT, SP Beverage, Tableya
		PI 5. Number of research papers (oral presentation, posters, keynote speaker, In int'l fora/conferences		1	1		5	5	5	5.00	
		In nat'l fora/conferences									
		In reg'l fora/conferences		3	3		5	5	5	5.00	
		In institutional fora/conferences									
		PI 6. Number of paper submitted for publication in internationally indexed journals		2	3		5	5	5	5.00	
		PI 7. Number of published papers in peer-reviewed journals									
		In refereed int'l journals		2	1		5	5	5	5.00	
		In refereed nat'l journals									
		In institutional journals									
		PI 8. Number of patents/Utility Models/copyrights filed and registered		2	2		5	5	5	5.00	

		PI 9. Amount of research money generated from external funding (Thousand PHP)		50k	50k		5	4	5	4.67	
		PI 10. Amount of research money generated from institutional funding (Thousand PHP)		50k	480k		5	5	5	5.00	
		PI 11. Number of research outputs in the last three years utilized by the industry or other beneficiaries		5	10		5	5	5	5.00	
		PI 12. Number of research-related awards (research conducted by faculty or student w/ faculty									
UMFO 4. Extension Services											
		PI 1. Number of trainees weighted by the length of training		100	704		5	5	5	5.00	
		PI 2: Number of trainings conducted	ICE, LCC, RDL, LAG	1	17		5	5	5	5.00	
		PI 3. Number of IEC materials/techno-guides developed/used		3	3		5	5	5	5.00	
		PI 4. Number of beneficiaries served									
		Groups		2	3		5	5	5	5.00	
		Individuals		50	60		5	5	5	5.00	
		PI 5. Number of technical/expert services provided/rendered									
		Research Mentoring									
		Groups	ICE, ICPM, LAG, RDL, JGD	5	5		5	5	5	5.00	Senior High School & Elementary

		Individuals	All Faculty	23	30		5	5	5	5.00	Thesis advisorship (BS & MS)
		Peer reviewers		2	3		5	5	5	5.00	
		Resource Persons		5	5		5	5	5	5.00	PAFT, ExtensionProj.
		Convenor/Organizer		3	3		5	5	5	5.00	Research Project, Seminar to
		Evaluator/Panelists	LAGAlvez, RDLauzon	2	2		5	5	5	5.00	ASEAN, PAFT, Extension Proj., Research Project,
		PI 6. Number of extension projects conducted	LCCimafranca, JGDaclag, ICEmnace	2	2		5	5	4	4.67	BWA/AIWA, SAFE
		PI 7. Number of extension proposals submitted individuals	LCCimafranca, JGDaclag, ICEmnace	1	1		5	5	5	5.00	SAFE
		PI 9. Amount of extension money generated from external funding (Thousand PHP)		100k	150K		5	5	5	5.00	ATI, LGU, GAD
		PI 10. Amount of extension money generated from institutional funding (Thousand PHP)		150k	407k		5	5	5	5.00	SAFE
		PI 11 Percentage of beneficiaries who rated the training course and advisory services as satisfactory or higher in terms of quality and relevance		80%	80%		5	5	5	5.00	
UMFO 5. Support to Operations (STO)											
MFO 1	Faculty Development Services	PI 1: Number of faculty pursuing advanced degree programs		2	2		5	5	4	4.67	EBBandalan, JBCerna
MFO 2	Faculty Recruitment/Hiring Services	PI 2: Number of faculty recruited/hired aligned with university RSP policy and competency-based HRM		none	none						


		Best practices/new initiatives/innovations	All Faculty	1. Involvement of all faculty in the (Junior & Senior) in research projects as project/study leader. 2. Conducted weekly faculty and staff meeting		
TOTAL-OVERALL RATING					248.02	

Average Rating (Total Over-all rating divided by 4)	4.86
Additional Points:	
Approved Additional points (with copy of approval)	
FINAL RATING	4.86
ADJECTIVAL RATING	OUTSTANDING

Comments & Recommendations for Development Purpose:

1. Attend short course training on relevant field of specialization.
2. Construction of new academic building
3. Expand international linkage.

Received by:




DILBERTO O. FERRAREN

Planning Office

Date:

Calibrated by:

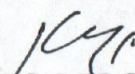


REMBERTO A. PATINDOL

PMT, Chairman

Date:

Recommending Approval:

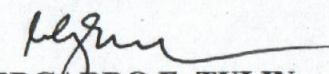


BEATRIZ S. BELONIAS

VP for Instruction

Date:

Approved by:



EDGARDO E. TULIN

President

Date: