

MFO No.	Success/Performance Indicator (PI)		Units/Persons Responsible	Department Target	Actual Accomplishments		Rating				Remark (Details of the targetted outputs indicators with *)	% weight
					% Accomplishment as of Dec. 31, 2021	Details of Accomplishments	Quality	Efficiency	Timeliness	Average		
	PI 9: Number of instructional materials developed *		Dept. Head & Faculty									
	On-line ready courseware											
	Flexible instructional materials											
	Assessment tools											
	PI 10: Number of virtual classrooms created and operationalized											
MFO 2	HIGHER EDUCATION SERVICES (50%)											
	PI 1. Percentage of first time licensure exam takers that pass the licensure exams *		Dept. Head & Faculty	61%	68%	41.67%	5	5	5	5.00	9 out of 18 takers pass the board exam	7.5%
	PI 2. Percentage of graduates (2 years prior) that are employed *		Dept. Head & Faculty	85%	67%	57%	4	5	4	4.33	Based on the result of the online survey	2.5%
	PI 3. Percentage of undergraduate student population enrolled in CHED-identified and RDC-identified priority programs *		Dept. Head & Faculty	100%	100%	100%	4	5	4	4.33		2.5%
	PI 4. Percentage of undergraduate programs with accreditations *		Dept. Head & Faculty	100%	100%	100%	5	5	5	5	BSAE to be changed BSABE	2.5%
	PI 5: Total FTE, coordinated, implemented and monitored		Faculty	400	164%	657.45	4	5	5	4.67		20%
	PI 8: Number of students advised: *		Dept. Head & Faculty									
	On thesis/ field practice/special problem			5	160%	8	5	5	4	4.67		1%
	No. of approved manuscript submitted within prescribed period			5								1%
	On consultation			5	520%	26	5	5	5	5.00	BSAE Students	0.5%
	PI 9: Number of student organizations advised/ assisted *		Dept. Head & Faculty									
	Student organizations advised			1	200%	2	4	5	4	4.33	PSABE-VSUSC; CET-SSC student organizations are being advised by the departments's faculty	1.3%
	Student organizations assisted on student related			1	100%	1	4	4	4	4.00	CET-SSC in GIS Webinar	1.3%
	PI 10: Number of instructional materials developed *		Dept. Head & Faculty									10%
	On-line ready courseware		Faculty	16	100%	30	5	4	4	4.33	ABEn 154 (RCG); ABEn 152, ESci	

MFO No.	Success/Performance Indicator (PI)		Units/Persons Responsible	Department Target	Actual Accomplishments		Rating				Remark (Details of the targetted outputs indicators with *)	% weight
					% Accomplishment as of Dec. 31, 2021	Details of Accomplishments	Quality	Efficiency	Timeliness	Average		
	PI 1. Number of active partnerships with LGUs, industries, NGOs, NGAs, SMEs, and other stakeholders as a result of extension activities *		Dept. Head & Faculty	5	180%	9	5	5	5	5	BAFE-EPSPD, BAFE-FMRNP, DA-BAFS, BFAR, DA-ACEP, DA-RAED Region 7, DOST, DBSN, FARM, PACASA	2.0%
	PI 2. Number of trainees weighted by the length of training *		Dept. Head & Faculty	100	180%	180	5	5	5	5	BFAR National Online FS Training (Feb 2021, 70 hours, 84 participants, with BAFE-VSU MOA), BFAR National Online FS Training (June 2021, 70 hours, 94 participants, with BFAR-VSU	2%
	PI 3. Number of extension programs organized and supported consistent with the SUC's mandated and priority programs *		Dept. Head & Faculty	1	200%	2	5	5	5	5	National Online FS Training Series, DA-BAFE FMRNP	2%
	PI 4. Percentage of beneficiaries who rated the training course/s and advisory services as satisfactory or higher in terms of quality and relevance*		Dept. Head & Faculty	100%	100%	100%	5	5	5	5	BFAR National Online FS Training (Feb 2021), BFAR National Online FS Training (June 2021)	1%
	PI 5. Number of technical/expert services *		Dept. Head & Faculty									1%
	Research Mentoring			1								
	Peer reviewers/Panelists					1	5	5	5	5	Science and Humanities Journal	
	Resource Persons			2	150%	6	5	5	5	5	Tambong - during the BFAR National Online FS Training (Feb 2021), Tambong - during the BFAR National Online FS Training (June 2021), Guarte -	
	Convenor/Organizer			1								
	Consultancy			1	100%	2	5	5	5	5	Tambong - Kurin Waste Management Co., Mandaue City; BAFE-Manila	
	Evaluator			0		1	5	5	5	5	NAFIAT	
	PI 8. Percent of extension proposals approved *		Dept. Head & Faculty			100%	5	5	5	5	National Online FS Training Series	0.5%

MFO No.	Success/Performance Indicator (PI)		Units/Persons Responsible	Department Target	Actual Accomplishments		Rating				Remark (Details of the targetted outputs indicators with *)	% weight
					% Accomplishment as of Dec. 31, 2021	Details of Accomplishments	Quality	Efficiency	Timeliness	Average		
	PI 11. Additional outputs *		Dept. Head & Faculty									
	No. of extension-related awards (extn. conducted by faculty or student & faculty) *											1.5%
		Other outputs implementing the new normal due to covid 19				3	5	5	5	5	Thee (3) Online Feasibility Study Trainings - National Coverage, NCR and 16 regions involved	
MFO 5	Support to Operations											
	OVPA MFO 1. Faculty Development Services											
	PI 1: Number of faculty pursuing advanced research degree programs (PhD) facilitated, monitored and assisted *		Dept. Head & Faculty									0.6%
	PI 1.1: Number of faculty pursuing advanced research degree programs (MS) facilitates, monitored and assested*		Dept. Head & Faculty	3	100%	3	5	5	5	5	Engr. Jessie James D. Layan, Feliciano L. Sinon Jr., and Engr. Triana F. Soroño	
	PI 1.2: Number of faculty who finished advanced degree program on time		Dept. Head & Faculty									
	PI 2: Number of faculty granted with external scholarships		Dept. Head & Faculty	2	50%	2	5	5	5	5	Engr. Jessie James D. Layan, Feliciano L. Sinon Jr.	
	PI 3: Number of faculty granted with internal fellowship grants		Dept. Head & Faculty	1	100%	1	5	5	5	5	Engr. Triana F. Soroño	
	PI 4: Number of faculty granted with sabbatical leave		Dept. Head & Faculty			1	5	5	5	5	Prof. Manolo B. Loreto Jr.	

MFO No.	Success/Performance Indicator (PI)		Units/Persons Responsible	Department Target	Actual Accomplishments		Rating				Remark (Details of the targetted outputs indicators with *)	% weight
					% Accomplishment as of Dec. 31, 2021	Details of Accomplishments	Quality	Efficiency	Timeliness	Average		
	PI 4: Number of faculty sent for training, seminars, conferences		Dept. Head & Faculty	6	117%	7	5	5	5	5	Engr. Eldon P. De Padua, Prof. Manuel E. Casangcapan, Engr. Ma. Grace C. Sumaria, Ruel C. Lamberte and Jucel Marie T. Guatlo, Gerald D. Ompod, Argie Bucal	
	OVPAAs MFO 2. Faculty Recruitment/Hiring Services											
	PI 2: Number of faculty recruited/hired based on needed competencies and aligned with ISO standards *		Dept. Head & Faculty			5	5	5	5	5	Engr. JMT Guatlo, Engr. GD Ompod, Engr. RC Lamberte, AR	0.1%
	OVPAAs MFO 3. Faculty Evaluation Services											
	PI 3: Number of seminars/trainings/conventions/workshops coordinated for entire university *		Dept. Head & Faculty									0.3%
	PI 4: Number of seminars/trainings/conventions/workshops coordinated outside of the		Dept. Head & Faculty			2	5	5	5	5	FS Preperation-Visayas; FS Preparation- Mindanao	0.3%
	PI 5: Percentage of faculty rated by students with at least very satisfactory rating in 50% of the subjects evaluated *		Dept. Head & Faculty	90%	89%	80%	4	5	5	4.67		0.8%
	PI 6 : Number of in-house seminars/trainings/workshops/reviews conducted *		Dept. Head & Faculty									0.3%
	PI 7 : Additional outputs *		Dept. Head & Faculty									
	Number of faculty/staff awards/honors received related to operations support											0.3%
	OVPAAs MFO 4. Program and Institutional Accreditation Services											
	PI 8.Compliance to all requirements thru the established/adequate implementation, maintenance and improvement of the QMS of the core processes of the College/department under ISO 9001:2015*		Dept. Head & Faculty	100%	100%	100%	5	5	5	5	Zero Non-conformity (No NC)	2.5%
MFO 6	General Admin. & Support Services (GASS)											


MFO No.	Success/Performance Indicator (PI)		Units/Persons Responsible	Department Target	Actual Accomplishments		Rating				Remark (Details of the targetted outputs indicators with *)	% weight
					% Accomplishment as of Dec. 31, 2021	Details of Accomplishments	Quality	Efficiency	Timeliness	Average		
	PI 1. Submission of College/Department PPMP for the following year within deadline as prescribed by BAC*		Dept. Head	1	100%	1	5	4	5	4.67	Submitted before the deadline	1%
	PI 2. Zero percent complaint from clients served		Dept. Head & all faculty &	0	100%	0	5	5	5	5		2%
	PI 3. Number of coaching sessions among faculty & staff**		Dept. Head	1	200%	2	5	5	5	5	Discuss ways to improve the execution of assigned	
	PI 4. Number of planning sessions, tracking and monitoring of targets, etc. conducted to ensure attainment of department targets**		Dept. Head	2	100%	2	5	5	5	5		
	PI 5. Number of monthly/special faculty & staff meetings conducted**		Dept. Head	8	75%	12	5	4	5	4.67		
	PI 3: Additional Outputs		Dept. Head & all faculty &									
	Number of Best practices/new initiatives in academic units' management replicated/benchmarked by other depts/agencies *			90%	100%	90%	5	5	4	4.67	Observing 5S within the unit; Creation of Program Advisory Council; Creation of Special Guidelines for the Conduct of OJT; Acquisition of Free	2%
Total Over-all Rating												
						48	231.000					
Average Rating					1.59%		4.813					
Adjectival Rating							Outstanding					

Received by:


DILBERTO O. FERRAREN
 Planning Office


Date: 2/7/22

Calibrated by:


DANIEL LESLIE S. TAN
 Chairman, PMT


Date: 1/27/22

Recommending Approval:


BEATRIZ S. BELONIAS
 Vice Pres. for Acad. Affairs

Date: 2/7/22

Approved:


EDGARDO E. TULIN
 President

Date: 2/7/22

* To indicate in the remarks column the details of the targetted outputs for easy review and calibration.

** No percentage weight for ranking purposes since these are activities only expected to be performed at the department level