

	b. Actively pursuing in the last three years (investigative research, basic and applied scientific research, policy research, social science research)								
	c. Producing technologies for commercialization or livelihood improvement								
	d. whose research work resulted in an extension program								
	Total Points:			Total n				9.50	
UMFO 2.	HIGHER EDUCATION SERVICES								
	OVPI MFO 1. Curriculum Program Management Services								
	PI 1: Total FTE Monitored	All DOE faculty & affiliate Inst.	78.20	90.91	5.0	5.0	5.0	5.0	
	PI 2: Number of undergraduate curricular program compliant to CMO approved and offered	Dept. Head	2	2.00	4.0	4.0	4.0	4.0	
	PI 3: Average percentage passing in licensure exam								
	PI 4: Percentage of first time licensure exam takers who passed the licensure exam								
	PI 5: Number of students who graduated within the prescribed period	BSEcon/AgEc	17	19	5.0	5.0	5.0	5.00	
	PI 6: Percentage increase in the number of undergraduate students who graduated within prescribed period								
	PI 7: Percentage of graduates (two years prior) who are employed and/or pursuing graduate studies								
	PI 8: Number of academe/industry linkages established								
	PI 9: Number of thesis/special problems of students:								
	a. Thesis outline/manuscript/ Case studies/ Special Problems/ OJT Narrative reports/Economic Projects/ Portfolios approved	All DOE faculty & affiliate Inst.	12	16	5	5	5	5.00	
	b. Thesis outline/manuscript/Case Studies/Special Problems/OJT Narrative Reports/Economics Projects/Portfolios approved	All DOE faculty & affiliate Inst.	12	16	4.5	4.5	4.5	4.50	
	PI 10: Number of student organizations advised/assisted	RFC/EFB/MHIB	3	5	4.5	4.5	4.5	4.50	
	PI 11: Number of instructional materials developed/revised								
	a. OBE - compliant syllabi	All DOE faculty & affiliate Inst.	9	12	4.5	4.5	4.5	4.50	
	b. Teaching guides/Student guides/Laboratory Manuals	MSBB/MHIB/KJAG/BMR/MNVS	4	6	5.0	5.0	5.0	5.00	
	c. Complete sets of teacher-developed audio visual materials (powerpoints, videos, computer games, etc)	EFB/MHIB/MSBB/KJAG/RFC	6	10	5.0	5.0	5.0	5.00	
	d. On-line interactive learning resources per subject	MSBB	1	2	4.7	4.7	4.7	4.7	
	PI 12: Number of instruction-related awards								
	<i>Periodic Revision of OBE Syllabi</i>								

	Submission of Student Performance Based on Course Outcomes (CQI Form 6)	MSBB	1	2	4.8	4.8	4.8	4.8	
	Group Consultation of Student Advisees by their academic adviser	MSBB	2	8	5.0	5.0	5.0	5.0	
	Number of National Student awards		2	3	4.6	4.6	4.6	4.6	
	Number of honor graduates		4	7	5.0	5.0	5.0	5.0	
	Total Points				Total n:			66.60	
UMFO 3.	RESEARCH SERVICES								
	PI 1. Number of research proposals submitted	LSP/MHIB/MSBB/RFC/MNVS	5	7	5	5	5	5	
	PI 2. Number of research proposals approved	LSP/MHIB/MSBB/RFC/MNVS	3	5	4.6	4.6	4.6	5	
	PI 3. Number of research studies conducted	All Faculty	9	15	5.0	5.0	5.0	5	
	PI 4. Number of research projects/studies completed within the year	LSP/MSBB/BMR/RFC	6	6	4.0	4.0	4.0	4	
	PI 5. Number of research papers (oral presentation, posters, keynote speaker, plenary speaker) presented in regional/national/ int'l scientific/professional fora and conferences								
	In int'l fora/conferences	LSP/MNVS	3	7	5.0	5.0	5.0	5	
	In nat'l fora/conferences	MSBB	2	3	4.7	4.7	4.7	4.7	
	In reg'l fora/conferences	LSP/EFB	3	6	4.8	4.8	4.8	4.8	
	In institutional fora/conferences	MNVS/LSP/KJAG	3	4	4.7	4.7	4.7	4.7	
	PI 6. Number of paper submitted for publication in internationally indexed journals								
	PI 7. Number of published papers in peer-reviewed journals								
	In refereed int'l journals	MHIB/LSP/MSBB	2	4	5.0	5.0	5.0	5.0	
	In refereed nat'l journals	MHIB/MSBB	1	1	4.0	4.0	4.0	4.0	
	In refereed reg'l journal	MSBB	1	1	4.5	4.5	4.5	4.5	
	In institutional journals	MNVS/LSP/KJAG	2	2	4.0	4.0	4.0	4.0	
	PI 8. Number of patents/Utility Models/copyrights filed and registered								
	PI 9. Amount of research money generated from external funding (Thousand PHP)	LSP/MNVS	650,000	1,168,364	5.0	5.0	5.0	5.0	
	PI 10. Amount of research money generated from institutional funding (Thousand PHP)	MNVS	100,000	128,371	5.0	5.0	5.0	5.00	
	PI 11. Number of research outputs in the last three years utilized by the industry or other beneficiaries								
	PI 12. Number of research-related awards (research conducted by faculty or students with faculty)								

	Total Points				Total n:				65.23	
UMFO 4.	EXTENSION SERVICES									
	PI 1: Number of trainees weighted by the length of training	EFB/MNVS/KJAG	105	140	5	5	5	5.00		
	PI 2: Number of trainings conducted	EFB/MSBB/KJAG/MNVS	5	8	5	5	5	5.00		
	PI 3: Number of IEC materials/techno-guides developed/used	MSBB/KJAG	2	2	4.8	4.8	4.8	4.80		
	PI 4: Number of beneficiaries served									
	Groups	MSBB/KJAG	2	3	4.7	4.7	4.7	4.70		
	Individuals	MNVS/KJAG	35	160	4.8	4.8	4.8	4.80		
	PI 5: Number of technical/expert services provided/rendered									
	Research Mentoring	MSBB	1	1	4.5	4.5	4.5	4.50		
	Peer reviewers/Panelists	LSP/MSBB/MNVS	5	8	4.8	4.8	4.8	4.80		
	Resource Person	LSP/MNVS	2	6	5.0	5.0	5.0	5.00		
	Convenor/Organizer	MSBB	2	2	4.7	4.7	4.7	4.70		
	Consultancy	MSBB/EFB/LSP	3	3	4.0	4.0	4.0	4.00		
	Evaluator	MSBB	3	3	4.6	4.6	4.6	4.60		
	PI 6: Number of extension projects conducted	MNVS/BMR/MHIB/KJAG	3	3	4.5	4.5	4.5	4.50		
	PI 7: Number of extension proposals submitted	MHIB/MSBB/BMR/MNVS	4	4	5	5	5	5.00		
	PI 8: Number of extension proposal approved	MHIB/BMR/MSBB/MNVS	4	4	5	5	5	5		
	PI 9: Amount of extension money generated from external funding (Thousand PhP)									
	PI 10: Amount of extension money generated from institutional funding (Thousand PhP)	BMR/MHIB/MNVS	40,000	50000.00	5	5	5	5		
	PI 11: Percentage of beneficiaries who rated the training course and advisory services as satisfactory or higher in terms of quality and relevance									
	PI 12: Number of extension-related awards (extension conducted by faculty or student and faculty)									
	Total Points				Total n:				71.30	
UMFO 5.	SUPPORT TO OPERATIONS (STO)									
OVPI MFO 1. Faculty Development Services										
	PI 1: Number of faculty pursuing advanced degree programs	New Faculty	1	2	4.7	4.9	4.7	4.70		
OVPI MFO 2. Faculty Recruiting/Hiring Services										


	PI 2: Number of faculty recruited/aligned with university RSP policy and competency-based HRM		1	2	4.8	4.8	4.8	4.80	
OVPI MFO 3. Faculty Evaluation Services									
	PI 3: Number of seminars/trainings/ conventions/workshops organized/ coordinated for the entire university		1	1	4.7	4.7	4.7	4.70	
	PI 4: Number of seminars/trainings/conventions/workshops outside the university		8	8	4.5	4.5	4.5	4.50	
	PI 5: Percentage of faculty rated by students with at least very satisfactory rating of the subjects evaluated		100%	100%	5	5	5	5.00	
	PI 6: Number of college/department - level seminars/trainings/workshops/reviews conducted/attended/facilitated		2	2	5	5	5	5	
OVPI MFO 4. Program and Institutional Accrediation Services									
	PI 1: Number of degree programs which passed accreditation/evaluation at least level 1	BSEcon	1	1	5	4	5	4.67	
	PI 2: Degree program compliant with CHED requirements	BSEcon	1	1	5	5	4	4.67	
	PI 2. QMS on faculty recruitment, development								
					Total n:			37.83	
UMFO 6. GENERAL ADMINISTRATION & SUPPORT SERVICES									
	PI 1. Number of Risk Assessment/Review conducted								
	PI 2. Number of risks identified		10	11	5	5	5	5	
	PI 3. Number of risks adressed/minimized		10	10	5	5	5	5	
	PI 4: Number of legitimate complaints received								
	PI 5: Percentage of complaints indicated in PI 4, if any, addressed within the prescibed period								
	No. of dept. meetings conducted and presided	All faculty & staff	3	6	5	5	5	5.00	
	No. of execom meetings attended	MSBB	3	3	4.5	4.5	4.5	4.50	
	No. of faculty members mentored	Faculty	1	2	5	5	5	5.00	
	No. of faculty members recommended for study leave	LSP	1	1	4	4	4	4.00	
	No. of required documents prepared & submitted (annual, staff devt. Plan, program status report, procurement plan, ISO, etc.)		5	10	5	5	5	5.00	

PI 6. ADDITIONAL OUPUTS* (In instruction, research, extension, production, and/or administration not found in the original commitment)									
* The Additional Outputs is considered as one (1) PI only under UMFO 6 . Entry (ies) may just be enumerated accordingly.						Total n:		33.50	
Total Points								283.96	
Total No. of Entries:							60		
Total Over-all Rating							283.96		
Average Rating							4.73		
Adjectival Rating							Outstanding		

MSBB - Ma. Salome B. Bulayog, EFB - Ernesto F. Bulayog, RFC - Rufina F. Capuno, MHIB - Maria Hazel I. Bellezas, BMR - Brenda M. Ramoneda, LSP - Lemuel S. Preciados, KJAG - Karl John A. Galvez

MNVS - Moises Neil V. Serino

Received by:



Planning Officer

Date: _____

Calibrated by:

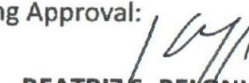


REMBERTO A. PATINDOL

Chairman, PMT

Date: _____

Recommending Approval:




BEATRIZ S. BELONIAS

Vice Pres. for Instruction

Date: _____

Approved:



EDGARDO E. TULIN

University President

Date: _____