

[illegible]

MFO No.	MFO Description	Success/Performance Indicator (PI)	Units/Persons Responsible	Target	Actual Accomplishments		Rating				Remarks
					% Accomplishments	Details of Accomplishments	Quality	Efficiency	Timeliness	Average	
MFO 2 Higher Education Services											
	PI 1	Number of FTE Coordinated and implemented	DPPeque (Dean & Head) & HRMontes (ITEEM Director)	12	41.55/12 (346.25%)		4	4	4	4	
	P12	Average percentage passing in licensure exams in mandated programs		25%	50.2/25 (200.8%)	Forester's Exam September 2017	4	4	4	4	
	PI 3	Number of graduates in mandated programs graduated within prescribed period	DFS & ITEEM	50	29/50 (58%)	BSF, BSEM	4	4	4	4	
	PI 4	Number of undergraduate curricular program compliant to CMO, approved and offered	DFS Head	1	2/1 (200%)	BSF, BSES	4	4	4	4	
	PI 5	Percentage increase in BSF and BSEM students enrolled	DPPeque and HR Montes	15%	30/15 (200%)	New Students, transferees	5	5	5	5	
	P16	Number of students advised									
		On thesis/field practice/special problem	DPPeque and HRMontes & Faculty Members	22	28/22 (127.27%)	Batch 2017-2018	5	5	5	5	
		On consultation	DPPeque and HRMontes & Faculty Members	78	150/78 (192.31%)	Students of CFES, also outside	5	5	5	5	
		No of consultation hours	DPPeque and all CFES Faculty	78	120/78 (153.85%)	consultation outside/during office hours	5	5	5	5	
	P17b.	Number of student organizations advised/Assisted	DPPeque, HRMontes & Faculty Members	3	5/3 (166.67%)	HOMES, FSS, CFES-SSC, ANO	5	5	5	5	
	P18	Number of Instructional Materials checked and approved	All CFES Faculty				5	5	5	5	



[illegible]

MFO No.	MFO Description	Success/Performance Indicator (PI)	Units/Persons Responsible	Target	Actual Accomplishments		Rating				Remarks
					% Accomplishments	Details of Accomplishments	Quality	Efficiency	Timeliness	Average	
		<i>Number of proceedings/Technical/Terminal/Progress Reports Submitted</i>	Faculty Members	3	3/3 (100%)		5	5	5	5	
		<i>No. of MOAs prepared and signed as witness</i>	CFES, Dean & Head, ITEEM	2	3/2 (150%)		5	5	5	5	
<b>UMFO 4 Extension Services</b>											
	<b>PI1</b>	Number of trainings conducted/facilitated	CFEs Faculty	3	6/3 (200%)		5	5	5	5	
	<b>PI2</b>	Number of person-day trained weighted by length of training	CFES Faculty	105	150/105 (142.86%)		5	5	5	5	
	<b>P14</b>	Number of extension projects conducted and/or completed on schedule	CFES Faculty	6	7/6 (116.67%)		5	5	5	5	
	<b>PI5</b>	Number of extension proposals submitted	CFES Faculty	2	3/2 (150%)		5	5	5	5	
	<b>PI9</b>	Additional Outputs									
		<i>Area of plantations, tree farms &amp; demo farms established and monitored within VSU</i>	CFES Faculty	1 ha.	10/1ha (1000%)		5	5	5	5	
		<i>Area of Demo farms established of tree farmers/rainfo adopters assisted in establishing their farms</i>	CFES Faculty	25	50/25 (250%)		5	5	5	5	
		<i>Number of Rainforestation Adopters monitored</i>	CFES Faculty	30	90/30 (300%)		5	5	5	5	
		<i>Number of seedlings of tree species &amp; non-timber products raised in the nursery</i>	CFES Faculty	7,000	30000/7000 (428.57%)		5	5	5	5	



MFO No.	MFO Description	Success/Performance Indicator (PI)	Units/Persons Responsible	Target	Actual Accomplishments		Rating				Remarks
					% Accomplishments	Details of Accomplishments	Quality	Efficiency	Timeliness	Average	
		Number of seedlings of tree species & non-timber products disposed for tree planting activities	CFES Faculty	600	20000/600 (3333.33%)	DFS Nursery, VSU-DENR Project	5	5	5	5	
		Number of proceedings/Technical/Terminal/Progress Reports submitted	CFES Faculty	3	3/3 (100%)	Co2 Project, PCAARRD, DENR Project	5	5	5	5	
		Area of Marine Protected Area/Forest Protected Areas monitored	CFES Faculty	110 ha.	600ha (545.46%)	CIPLSS, VSU Forest Reserve	5	5	5	5	
<b>UMFO 5 Support to Operations</b>											
	PI 1	Number of seminars/trainings/conferences/workshops coordinated/facilitated for entire university	CFES Faculty members	2	6/2 (300%)	Rainforestation, Bamboo and Seedling Production	5	5	5	5	
	PI 2	<b>Additional Outputs</b>									
		Number of faculty/staff pursuing advanced research degree programs (PhD) facilitated, monitored and assisted	EDEspinoza, HLMondal	2	2/2 (100%)	On-going	4	4	4	4	
<b>UMFO 6 GENERAL ADMINISTRATION &amp; SUPPORT SERVICES</b>											
	PI 1	Number of departments and/or service units supervised and monitored	CFES Dean, Dept Head & Institute Director	2	2/2 (100%)	DFS, ITEEM	4	4	4	4	
	PI 2	Number of Management Meetings conducted	CFES Dean, Dept Head & Institute Director	8	8/8 (100%)	Regular, Special Meeting	4	4	4	4	

MFO No.	MFO Description	Success/Performance Indicator (PI)	Units/Persons Responsible	Target	Actual Accomplishments		Rating				Remarks
					% Accomplishments	Details of Accomplishments	Quality	Efficiency	Timeliness	Average	
	PI 3	Number of documents evaluated and approved	CFES Dean, Dept Head & Institute Director	110	1700/110 (1545.45%)	Including tree planting certificates	5	5	5	5	
	PI 4	Number of academic lecture/laboratory rooms maintained	CFES Dean, Dept Head & Institute Director	9	10/9 (111.11%)	CFES-DFS, ITEEM	5	5	5	5	
	PI 5	Number of Laboratory equipment maintained	CFES Dean, Dept Head & Institute Director	13	16/13 (123.08%)	e.g. LA meter, Spectrophometer	5	5	5	5	
	PI 6	Area of lawn maintained (Sq.m. Approx.)	CFES Dean, Dept Head & Institute Director	2,000 sqm.	3000/2000sqm (150%)	CFES Lawn, RRTC Area	5	5	5	5	
	PI 7	Number of office and laboratory equipment purchased	CFES Dean, Dept Head & Institute Director	6	8/6 (133.33%)	e.g. LA meter, Spectrophometer	5	5	5	5	
	PI 8	Zero percent complaint from clients served	CFES Dean, Dept Head & Institute Director	0	0%		5	5	5	5	
	PI 9	Additional Outputs									
		Number of meetings attended in the University	CFES Dean, Director of ITEEM	6	10/6 (166.67%)	UADCO, AdCo, Curriculum Comm. Mtng	5	5	5	5	
		Number of staff evaluated/monitored	CFES Dean, Director of ITEEM	25	35/25 (140%)	Faculty and Staff	5	5	5	5	
		Number of tree planting certificates released	DPP and Tree planting Coordinators	105	1200/105 (1142.86%)	Batch 2018	5	5	5	5	
		Number of College Policies, Protocols, Guidelines/Procedures made, Approved and Implemented	CFES Dean, Director of ITEEM	1	1/1 (100%)	On the use of CFES Equipment	4	4	4	4	



MFO No.	MFO Description	Success/Performance Indicator (PI)	Units/Persons Responsible	Target	Actual Accomplishments		Rating				Remarks
					% Accom-plishments	Details of Accomplishments	Quality	Efficiency	Timeliness	Average	
		Number of requests approved for tree pruning, cutting of hazardous trees within the University	CFES Dean and Forest Protection Officer	3	7/3 (233.33%)	NCRC, Personal Requests	5	5	5	5	
		Progress reports (from Projects)	Faculty Members with projects	2	4/2 (200%)	Co2 Project, PCAARRD, DENR Project	5	5	5	5	
Total Over-all Rating										277.5	
Average Rating		4.78									
Adjectival Rating		Outstanding									


\*DPPeque (Dean&Head), MMB (Director ITEEM) MMBande, EOM-EOMangaoang, JMQ-JMQuimio, TAP-TAPatindol, APB-APBAldos, ANP-ANPolinar, AEP-AEPasa, PPV- PPVistal

EDE-EDEspinoza, MMB-MMBande, JOP-JOPogosa,EBG, EBGorre, ASB-ASBastasa, RMC-RMCanono, JBB-JBBerondo, PBB\_PBBelarmino, RNG-RNGloria, NMA-NMAikuino


Received by:

OVPPRGEA  
Date: \_\_\_\_\_


Calibrated by:

  
**REMBERTO A. PATINDOL**  
Chairman, PMT  
Date: \_\_\_\_\_

Recommending Approval:

  
**BEATRIZ S. BELONIAS**  
Vice Pres. for Instruction  
Date: \_\_\_\_\_

Approved:

  
**EDGARDO E. TULIN**  
President  
Date: \_\_\_\_\_