



OFFICE PERFORMANCE COMMITMENT & REVIEW FORM (OPCR)

I, **CHRISTINA A. GABRILLO**, HEAD of the **DEPARTMENT OF DEVELOPMENT COMMUNICATION** commit to deliver and agreed to be rated on the attainment of the following **ACCOMPLISHMENTS** in accordance with the indicated measures for the period **JULY TO DECEMBER 2022**.

Prepared by:


CHRISTINA A. GABRILLO
Department Head
Date: January 6, 2023

Approved:


VICTOR B. ASIO
College Dean
Date:

RECEIVED
009-281
31 JAN 2023



| MFO No. | Description of MFO's / PAPs | Success/ Performance Indicators (PI) | Units/Persons Responsible | Department Target | Actual Accomplishments | | Rating | | | | REMARKS (Details of Targetted Outputs Indicators with) |
|--|---|--|-----------------------------|-------------------|------------------------|----------------------------|---------|------------|------------|---------|---|
| | | | | | % Accomplishments | Details of Accomplishments | Quality | Efficiency | Timeliness | Average | |
| UMFO 1. ADVANCED EDUCATION SERVICES | | | | | | | | | | | |
| OVPAAs MFO 1. Graduate Student Management Services | | | | | | | | | | | |
| 1 | PI 1. Percentage of graduate school faculty engaged in research work applied in any of the following: | | | | | | | | | | |
| | a. | pursuing advanced research degree program (Ph.D) * | DDC Head & Graduate Faculty | 1.00 | 100% | 1.00 | 5 | 5 | 5 | 5.00 | JNA Sales; finished conducting his thesis, now writing his manuscript |

| | | | | | | | | | | | |
|---|----|--|-----------------------------|------|-------|-------|---|---|---|------|--|
| | b. | actively pursuing in the last three (3) years (investigative research, basic and applied scientific research, policy research social science research) | DDC Head & Graduate Faculty | 3 | 167% | 5.00 | 5 | 5 | 5 | 5.00 | <i>All graduate faculty of DDC are involved in research both as leaders of funded projects, professors & adviser/GAC members</i> |
| | c. | producing technologies for commercialization or livelihood improvement | DDC Head & Graduate Faculty | | | | | | | | |
| | d. | whose research resulted in an extension program | DDC Head & Graduate Faculty | 1 | 300% | 3.00 | 5 | 5 | 5 | 5.00 | <i>Strengthening RDE Capability and Radio Drama on climate change, SOA in Advocacy Painting</i> |
| PI 2: Percentage of graduate students enrolled in research degree programs * | | | DDC Head & Graduate Faculty | 100% | 100% | 100% | 5 | 5 | 5 | 5.00 | <i>All grad students (MSDC and MAgDev-Devcom are research programs</i> |
| PI 3: Percentage of accredited graduate programs * | | | DDC Head & Graduate Faculty | 100% | 100% | 100% | 5 | 5 | 5 | 5.00 | <i>MSDC, MagDev major in DevCom are research programs)</i> |
| PI 4: Number of graduate degree specializations offered and monitored * | | | DDC Head & Graduate Faculty | 1 | 200% | 2.00 | 5 | 5 | 5 | 5.00 | <i>MSDC, MagDev major in Devcom</i> |
| PI 5: Total FTE coordinated, implemented & monitored* | | | DDC Head & Graduate Faculty | 12 | 105% | 12.56 | 5 | 5 | 5 | 5.00 | <i>All grad subjects</i> |
| PI 6: Percentage increase in number of graduate students enrolled * | | | Head/Faculty/Students | 5% | 180% | 9% | 5 | 5 | 5 | 5.00 | <i>9 students enrolled</i> |
| PI 7: Percentage increase in number of students who graduated within prescribed period * | | | DDC Head & Faculty | 5% | 1600% | 80% | 5 | 5 | 5 | 5.00 | <i>8 graduate students</i> |
| PI 8: Number of graduate students awarded with honors/distinction * | | | DDC Head & Faculty | 1 | 100% | 1.00 | 5 | 5 | 5 | 5.00 | <i>Kathleen Valencia</i> |

| | | | | | | | | | |
|--|--------------------|----|-------|--------|---|---|---|------|--|
| <i>On thesis/ field practice/special problem</i> | DDC Head & Faculty | 4 | 700% | 28.00 | 5 | 5 | 5 | 5.00 | <i>all 28 students ate able to defend their thesis manuscripts</i> |
| <i>No. of approved manuscript submitted within prescribed period</i> | DDC Head & Faculty | 2 | 1400% | 28.00 | 5 | 5 | 5 | 5.00 | <i>28 students have already successfully defended their thesis manuscripts</i> |
| <i>On consultation</i> | DDC Head & Faculty | 15 | 667% | 100.00 | 5 | 5 | 5 | 5.00 | <i>through email and messenger; some are personal consultations</i> |
| PI 7: Number of student organizations advised/ assisted * | | | | | | | | | |
| <i>Student organizations advised</i> | DDC Head & Faculty | 1 | 400% | 4.00 | 5 | 5 | 5 | 5.00 | |
| <i>Student organizations assisted on student related activities</i> | | | | | | | | | |
| PI 8: Number of instructional materials developed * | | | | | | | | | |
| On-line ready courseware | DDC Head & Faculty | 7 | 200% | 14.00 | 5 | 5 | 5 | 5.00 | DevC 134, DevC 149, DevC 197, DevC 131, DevC 137n, DevC 124n, DevC 141n, DevC 122, DevC 199n DevC 126, DevC 200A, DevC 128n, DevC 143n, DevC 135 |
| Flexible instructional materials | DDC Head & Faculty | 7 | 200% | 14.00 | 5 | 5 | 5 | 5.00 | DevC 134, DevC 149, DevC 197, DevC 131, DevC 137n, DevC 124n, DevC 141n, DevC 122, DevC 199n DevC 126, DevC 200A, DevC 128n, DevC 143n, DevC 135 |

| | | | | | | | | | |
|--|--------------------|-----|------|-------|-----------|---|---|-------|--|
| Assessment tools | DDC Head & Faculty | 7 | 200% | 14.00 | 5 | 5 | 5 | 5.00 | DevC 134, DevC 149, DevC 197, DevC 131, DevC 137n, DevC 124n, DevC 141n, DevC 122, DevC 199n DevC 126, DevC 200A, DevC 128n, DevC 143n, DevC 135 |
| | | | | | SUB-TOTAL | | | 55.00 | |
| | | | | | RATING | | | 5.00 | |
| RESEARCH SERVICES (10%) | | | | | | | | | |
| PI 1. Number of research outputs in the last three (3) years utilized by the industry or by other beneficiaries * | DDC Head & Faculty | 2 | 250% | 5.00 | 5 | 5 | 5 | 5.00 | 5 VSU funded; 2 externally funded (EWC, YRRP) |
| PI 2. Number of research outputs completed within the year * | DDC Head & Faculty | 1 | 200% | 2.00 | 5 | 5 | 5 | 5.00 | YRRP and EWC-SOA |
| PI 3. Percentage of research outputs published in internationally-referred or CHED recognized journal within the year (2%) * | | | | | | | | | |
| In refereed int'l journals | DDC Head & Faculty | 10% | 500% | 50% | 5 | 5 | 5 | 5.00 | 1-ATR; 2-International Journals; 2- Journal of Agriculture & Tech Management |
| In refereed nat'l/regional journals | DDC Head & Faculty | 10% | 200% | 20% | 5 | 5 | 5 | 5.00 | 2 in CTU journal |
| PI 4. Number of research outputs presented in regional/national/ int'l fora/conferences * | | | | | | | | | |
| In int'l fora/conferences | NONE | | | | | | | | |
| In nat'l/regional fora/conferences | DDC Head & Faculty | 1 | 200% | 2.00 | 5 | 5 | 5 | 5.00 | ADCEP and FRAMEwork |
| PI 5. Percent of research proposals approved * | DDC Head & Faculty | 2 | 100% | 2.00 | 5 | 5 | 5 | 5.00 | 3 VSU-funded; 1 foreign funded |
| | | | | | SUB-TOTAL | | | 30.00 | |

[illegible]

| | | | | | | | | | |
|---|--------------------------|-------|------|-------|-----------|---|---|-------|---|
| OVPAAs MFO 1. Faculty Development Services | | | | | | | | | |
| PI 1: Number of faculty pursuing advanced research degree programs facilitated, monitored and assisted * | DDC Faculty & affiliates | 1 | 200% | 2.00 | 5 | 5 | 5 | 5.00 | JNAS, IMJA |
| OVPAAs MFO 2. Faculty Evaluation Services | | | | | 5 | 5 | 5 | 5.00 | |
| PI 2: Number of seminars/trainings/conventions/workshops coordinated for entire | DDC Head & Faculty | 4 | 0% | | 5 | 5 | 5 | 5.00 | |
| PI 3: Number of seminars/trainings/conventions/workshops coordinated outside of | DDC Head & Faculty | 3 | 667% | 20.00 | 5 | 5 | 5 | 5.00 | done face-to-face and virtually |
| PI 4: Percentage of faculty rated by students with at least very satisfactory rating in 50% of the subjects evaluated * | DDC Head & Faculty | 70% | 108% | 75% | 5 | 5 | 5 | 5.00 | TPES, 2nd sem 2021-2022 |
| PI 5 : Number of in-house seminars/ trainings/workshops/reviews conducted * | DDC Head & Faculty | 3 | 667% | 20.00 | 5 | 5 | 5 | 5.00 | as requested |
| OVPAAs MFO 3. Program and Institutional Accreditation Services | | | | | | | | | |
| PI 1. Compliance to all requirements thru the established/adequate implementation, maintenance and improvement of the QMS of the core processes of the College/department under ISO 9001:2015* | DDC Head & Faculty | 100 % | 100% | 100% | 5 | 5 | 5 | 5.00 | No NCs during the audit |
| | | | | | SUB-TOTAL | | | 35.00 | |
| | | | | | RATING | | | 5.00 | |
| General Admin. & Support Services (5%) | | | | | | | | | |
| PI 1. Submission of College/Department PPMP for the following year within deadline as prescribed by BAC* | DDC Head & Faculty | 1 | 200% | 2.00 | 5 | 5 | 5 | 5.00 | |
| PI 2. Zero percent complaint from clients served | DDC Head & Faculty | 0 | 100% | 0.00 | 5 | 5 | 5 | 5.00 | 100% zero complaint |
| PI 3. Number of coaching sessions among faculty & staff** | DDC Head & Faculty | 1 | 300% | 3.00 | 5 | 5 | 5 | 5.00 | For 2 faculty who got Satisfactory and fair rating and for staff preparing docs for ISO audit |

| | | | | | | | | | |
|---|--------------------|---|------|------|-----------|---|-------------|--------|------------------------------------|
| PI 4. Number of planning sessions, tracking and monitoring of targets, etc. conducted to ensure attainment of department targets** | DDC Head & Faculty | 1 | 500% | 5.00 | 5 | 5 | 5 | 5.00 | <i>done during faculty meeting</i> |
| PI 5. Number of monthly/special faculty & staff meetings conducted** | DDC Head & Faculty | 1 | 500% | 5.00 | 5 | 5 | 5 | 5.00 | <i>All DDC faculty</i> |
| | | | | | SUB-TOTAL | | | 25.00 | |
| | | | | | RATING | | | 5.00 | |
| Over-all TOTAL | | | | | | | | 270.00 | |
| Average Rating | | | | | | | | 5.00 | |
| Adjectival Rating | | | | | | | Outstanding | | |


Received by:


TONI MARC L. DARGANTES
 Planning Office
 Date: JAN 11 2023

Calibrated by:


DANIEL LESLIE S. TAN
 VP for Admin. & Finance
 Date:

Approved by:


EDGARDO E. TULIN
 University President
 Date: 1/17/2023