



**VISAYAS**  
STATE UNIVERSITY



DEPARTMENT OF  
**MATHEMATICS**

### OFFICE PERFORMANCE COMMITMENT & REVIEW (OPCR)

I, **Eusebio R. Lina, Jr.**, Head of the Department of Mathematics, submit the following accomplishments and agree to be rated on the attainment of these accomplishments in accordance with the indicated measures for the period **January - June 2024**.

*Eusebio R. Lina, Jr.*  
**EUSEBIO R. LINA, JR.**  
Department Head  
Date: 07/10/24

*Glenn G. Pajares*  
**GLENN G. PAJARES**  
College Dean  
Date: 07/11/24



*Ad* 7/10/24

#### INFORMATION ON PERSONNEL FULL-TIME TEACHING EQUIVALENT (FTE):

Personnel	Number	Min. FTE (2)	Total FTE (1x2)	Research	Publication	Extension
Department Head	1	8	8	0.0	0	0
Faculty w/ Univ. Designated Position	0	2.5	0	0.0	0	0
Regular Faculty (VSL)*	4	15	60	2.0	1	1
Regular Faculty (TLS)*	5	18	90	0.0	0	0
Part time Faculty	3	21	63	0.0	0	0
Admin Staff Members	2	0	0			
<b>TOTAL:</b>			<b>221.0</b>	<b>2.00</b>	<b>1</b>	<b>1.0</b>

Note:

\* On vacation-sick-leave status. Ratio of Instruction and RDE commitments should be determined based on FTE of 18 units

\*\* On Teacher's Leave status. Minimum FTE required is 18 units

\*\*\* Professors and Associate Professors are required to commit RDE outputs (Please Performance Indicators under Research (UMFO 3) and extension (UMFO 4))

MFO No.		Success/Performance Indicator (PI)	Units/Persons Responsible	Department Target (Jan.-Dec.)	Actual Accomplishments		Rating				Remark (Details of the targetted output indicators with **)	% weight
					% Accomplishment	Details of Accomplishments	Quality	Efficiency	Timeliness	Average		
<b>MFO 2</b>		<b>HIGHER EDUCATION SERVICES (50%)</b>										
	<b>PI 1:</b>	Percentage passing in licensure examinations (1st time takers)	Dept. Head & Faculty	N/A							BSMath is a non-board program.	
	<b>PI 2:</b>	Percentage passing in licensure examination (overall including repeaters)	Dept. Head & Faculty	N/A							BSMath is a non-board program.	
	<b>PI 3:</b>	Percentage of undergraduate students who graduated within the prescribed period	Dept. Head & Faculty	N/A							The pioneering batch of BSMATH students is expected to graduate in 2025.	
	<b>PI 4:</b>	Percentage of students enrolled on schedule	Dept. Head, Faculty & Staff	50%	150.00%	75%	5.0	5.0	5.0	5.0		

	<b>PI 5:</b>	Percentage increase in enrolment		Dept. Head, Faculty & Staff	10%	-	-						To be determined in the 1st Sem., AY 2025-2026	
	<b>PI 6:</b>	Number of programs accredited		Dept. Head, Faculty & Staff	N/A								The pioneering batch of BSMath students is expected to graduate in 2025. Hence, we will apply for accreditation in 2026 or 2027.	
	<b>PI 7:</b>	Number of degree programs implemented		Dept. Head, Faculty & Staff	1	100.00%	1 out of 1	5.0	4.5	5.0	4.8		BSMath	
	<b>PI 8:</b>	Number of programs with COPC		Dept. Head, Faculty & Staff	1	100.00%	1 out of 1	5.0	5.0	5.0	5.0		BSMath	
	<b>PI 9:</b>	Number of programs applying for COPC		Dept. Head, Faculty & Staff	N/A								COPC for the BSMath program was granted in 2023.	
	<b>PI 10:</b>	Total FTE monitored *		Dept. Head, Faculty & Staff	450	68%	306.7	5.0	5.0	5.0	5.0		2nd Sem., AY 2023-2024 only	
	<b>PI 11:</b>	Number of new revised curricular proposals submitted		Dept. Head, Faculty & Staff	1	100.00%	1 out of 1	5.0	5.0	5.0	5.0		BSMath	
	<b>PI 12:</b>	Number of new revised proposal approved by UCC		Dept. Head, Faculty & Staff	1	-	-						To be accomplished in July-Dec period	
	<b>PI 13:</b>	Percentage of course offered with approved course syllabi		Dept. Head & Faculty	75%	133.33%	100%	5.0	5.0	5.0	5.0			
	<b>PI 14:</b>	Percentage of course with approved IMs		Dept. Head & Faculty	0	-	-							
	<b>PI 15:</b>	Number of Instructional materials approved		Dept. Head & Faculty	1	-	-						To be accomplished in July-Dec period	
	<b>PI 16:</b>	Percentage of course offered with final grades submitted within the allowable period		Dept. Head, Faculty & Staff	100%	78.31%	130/166	4.0	4.0	3.0	3.7		1st Sem., AY 2023-2024 and 2nd Sem., AY 2024-2025	
	<b>PI 17:</b>	Percentage of faculty rated at least VS in the Teaching Performance Evaluation by Students (TPES)		Dept. Head, Faculty & Staff	75%	133.33%	100%	5.0	5.0	5.0	5.0			
*	<b>PI 18:</b>	Percentage of faculty rated at least VS by Supervisor		Dept. Head, Faculty & Staff	75%	133.33%	100%	5.0	5.0	5.0	5.0			
	<b>PI 19:</b>	Additional Outputs			-	-	-							
<b>MFO 3 RESEARCH SERVICES (10%)</b>														
	<b>PI 1:</b>	Number of research outputs utilized by the industry or by other beneficiaries *		Dept. Head, Faculty & Staff	0	-	-							
	<b>PI 2:</b>	Number of research outputs completed		Dept. Head, Faculty & Staff	1	-	-						To be accomplished in July-Dec 2024 period	
	<b>PI 3:</b>	Number of research outputs presented in:		Dept. Head & Faculty	-									
		a <i>International</i>			0									
		b <i>National</i>			1	100.00%	1	5.0	5.0	5.0	5.0		C.L. Abas	
		c <i>Regional or Institutional Conferences</i>			1	-	-							
	<b>PI 4:</b>	Number of research proposals submitted		Dept. Head & Faculty	1	-	-							
	<b>PI 5:</b>	Number of research proposals approved		Dept. Head & Faculty	1	200.00%	2	5.0	5.0	5.0	5.0			



	<b>PI 6:</b>	Number of approved research projects/studies implemented	Dept. Head & Faculty	1	100.00%	1	5.0	5.0	5.0	5.0		
	<b>PI 7:</b>	Amount of research money obtained from external sources	Dept. Head & Faculty	Php 0.00								
	<b>PI 8:</b>	Amount of research money obtained from internal sources	Dept. Head & Faculty	Php 5000.00	500.00%	Php 25 000	5.0	5.0	5.0	5.0	JACañete, ERLina,Jr., CLAbas	
	<b>PI 9:</b>	Number of patent applications	Dept. Head & Faculty	0								
	<b>PI 10:</b>	Number of patents approved	Dept. Head & Faculty	0								
	<b>PI 11:</b>	Number of creative works published	Dept. Head & Faculty	0%								
	<b>PI 12:</b>	Number of research articles derived from approved research in the university, submitted	Dept. Head & Faculty	1	-	-					To be accomplished in July-Dec 2024 period	
	<b>PI 13:</b>	Number of research articles derived from approved research in the university, published	Dept. Head & Faculty	1	-	-					To be accomplished in July-Dec 2024 period	
	<b>PI 14:</b>	Number of Scopus, WoS, and ACI publications and other reputable journals	Dept. Head & Faculty	1	-	-					To be accomplished in July-Dec 2024 period	
	<b>PI 15:</b>	Additional outputs*		-								
<b>MFO 4</b>	<b>EXTENSION SERVICES (10%)</b>											
	<b>PI 1:</b>	Number of active partnerships with LGUs, industries, NGOs, NGAs, SMEs, and other stakeholders as a result of extension activities * (MOUs/MOAs)	Dept. Head & Faculty	0	-	1	4.0	5.0	5.0	4.7	Mathematical Society of the Philippines	
	<b>PI 2:</b>	Number of trainees weighted by the length of training *	Dept. Head, Faculty & Staff	0	-	231	5.0	5.0	5.0	5.0	SUPMaT 2024	
	<b>PI 3:</b>	Number of extension programs and projects	Dept. Head, Faculty & Staff	0							No submitted extension proposal	
	<b>PI 4:</b>	Percentage of beneficiaries who rated the training course/s as satisfactory or higher in terms of quality and	Dept. Head, Faculty & Staff	0%	100.00%	100%	5.0	5.0	5.0	5.0		
	<b>PI 5:</b>	Number of expert services rendered:	Dept. Head, Faculty & Staff									
		a. Peer reviewers of journal/book		0								
		b. Review of research and extension proposal		0								
		c. resource speaker/person (panelist, discussant, judge in academic and research competition, moderator in conferences, convenor, facilitator)		0								
		d. accreditor		0								
		e. consultancy		0								
	<b>PI 6:</b>	Number of extension proposals submitted		1	-	-					To be accomplished in June-Dec 2024	
*	<b>PI 7:</b>	Number of Extension proposals approved	Dept. Head, Faculty & Staff	1	-	-					To be accomplished in June-Dec 2024	
*	<b>PI 8:</b>	Number of Extension projects implemented	Dept. Head, Faculty & Staff	0							Target implementation of the proposal to be submitted is in 2025.	




	<b>PI 9:</b>	Number of extension outputs presented in	Dept. Head & Faculty	-								
		a. International		0								
		b. National		0								
		c. Regional or Institutional conferences		0								
	<b>PI 10:</b>	Number of extension activities conducted	Dept. Head & Faculty	0								
	<b>PI 11:</b>	Number of trainings, seminars and fora conducted	Dept. Head & Faculty	0	-	1	5.0	5.0	5.0	5.0	SUPMaT 2024	
	<b>PI 12:</b>	Number of IEC materials developed	Dept. Head & Faculty	0								
	<b>PI 13:</b>	Number of IEC materials distributed	Dept. Head & Faculty	0								
	<b>PI 14:</b>	Number of extension articles derived from approved extension in the university, submitted	Dept. Head & Faculty	0								
	<b>PI 15:</b>	Number of extension articles derived from approved extension in the university, published	Dept. Head & Faculty	0								
	<b>PI 16:</b>	Amount of extension money generated from external sources	Dept. Head & Faculty	-								
	<b>PI 17:</b>	Amount of extension money generated from internal sources	Dept. Head & Faculty	-								
	<b>PI 18:</b>	Additional outputs *		-								
	<b>MFO 5 SUPPORT TO OPERATIONS</b>											
	<b>OVPI MFO 1. Faculty Development Services</b>											
	<b>PI 1:</b>	Number of faculty pursuing advanced research degrees	Dept. Head & Faculty	5	140%	7	5.0	5.0	3.0	4.3	CLAbas, JHSidaya, ICSidaya, LFCasinillo, ELCasinillo, JSValenzona, DLValenzona	
	<b>PI 2:</b>	Number of faculty-scholars who completed their advance degrees	Faculty scholars	1	-	-					To be accomplished in July-Dec 2024	
	<b>PI 3:</b>	Number of faculty granted with external scholarship	Faculty	1	200.00%	2	5.0	5.0	5.0	5.0	LFCasinillo, ELCasinillo	
	<b>PI 4:</b>	Number of faculty granted with internal scholarship/fellowship	Faculty	0								
	<b>PI 5:</b>	Number of faculty granted with sabbatical leave	Faculty	0								
	<b>PI 6:</b>	Number of faculty granted with post-doctoral leave	Faculty	0								
	<b>PI 7:</b>	Number of faculty sent to trainings, seminars and conferences	Faculty	2	500.00%	10	5.0	5.0	5.0	5.0	All regular faculty has attended at least one training, seminar, and conference.	
	<b>OVPI MFO 2. Faculty Recruitment/Hiring Services</b>											
	<b>PI 8:</b>	Number of new faculty hired with at least Master's degree	Head and DPC	1	-	-					To be accomplished in July-Dec 2024	
	<b>OVPI MFO 3. Registration Services</b>											
	<b>PI 9:</b>	Percentage of students enrolled and validated within the registration period	Academic advisers & Staff	50%	200.00%	100%	5.0	5.0	5.0	5.0	CL Abas,JA Cañete, IC Sidaya	



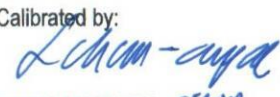
	<b>PI 10:</b>	Number of students advised during the registration period	Academic advisers	10	400.00%	40	4.0	5.0	5.0	4.7	CL Abas,JA Cañete, IC Sidaya	
<b>OVPI MFO 4. Curricular Program Management Services</b>												
	<b>PI 11:</b>	Number of curricular reviews conducted	Dept. Head & Faculty	0							Conducted a curriculum review in 2023.	
	<b>PI 12:</b>	Number of IMs reviewed by the DIMRC	Dept. Head & Faculty	1	-	-					To be accomplished in July-Dec 2024	
	<b>PI 13:</b>	Number of course syllabi and TOs reviewed and approved	Dept. Head, Faculty, & DIMRC	20	210.00%	42	5.0	5.0	5.0	5.0		
	<b>PI 14:</b>	Number of OJT MOAs prepared	Dept. Head & Faculty	0								
	<b>PI 15:</b>	Number student interns deployed and monitored	Dept. Head & Faculty	0							The BSMATH program has no OJT component.	
	<b>PI 16:</b>	Number of thesis students advised	Faculty	10	-	-					To be accomplished in July-Dec 2024	
	<b>PI 17:</b>	Number of exchange students supervised	Faculty	0								
	<b>PI 18:</b>	Number of students from other schools having summer program supervised	Faculty	0								
	<b>PI 19:</b>	Number of external institutions/agencies conducting benchmarking activities served	Faculty	0								
	<b>PI 20:</b>	Number of students from other academic departments conducting research activities served	Faculty	0								
	<b>PI 21:</b>	Additional Outputs		-								
<b>MFO 6 GENERAL ADMINISTRATIVE AND SUPPORT SERVICES (GASS)</b>												
	<b>PI 1:</b>	Number of departments/institutes/offices supervised	Dept. Head	1	100.00%	1	5.0	5.0	5.0	5.0		
	<b>PI 2:</b>	Number of management meetings conducted	Dept. Head, Faculty & Staff	5	100.00%	5	5.0	5.0	5.0	5.0		
	<b>PI 3:</b>	Number of committee meetings conducted	Dept. Head	2	100.00%	2	5.0	5.0	4.0	4.7		
	<b>PI 4:</b>	Number of routinary documents acted	Dept. Head & Staff	10	300.00%	30	5.0	5.0	5.0	5.0		
	<b>PI 5:</b>	Number of requests acted	Dept. Head & Staff	5	300.00%	15	5.0	5.0	5.0	5.0		
	<b>PI 6:</b>	Number of memoranda prepared	Dept. Head & Staff	1	200.00%	2	5.0	5.0	5.0	5.0		
	<b>PI 7:</b>	Percentage of IFWs submitted to OVPAA on or before September 30	Dept. Head & Staff	100%	100.00%	100%	5.0	5.0	5.0	5.0		
	<b>PI 8:</b>	Percentage of Report of Actual teaching loads submitted to OVPAA 30 days after the start of classes	Dept. Head & Staff	100%	100.00%	100%	5.0	5.0	5.0	5.0		
	<b>PI 9:</b>	Percentage of faculty and staff who submitted a DTR every month	Dept. Head & Staff	100%	100.00%	100%	5.0	5.0	3.0	4.3		
	<b>PI 10:</b>	Percentage of complaints, if any, addressed on time	Dept. Head, Faculty & Staff	0%								

	PI 11:	Percentage of action plans implemented and monitored as scheduled		Dept. Head, Faculty & Staff	0%							
	PI 12:	Percentage of monthly accomplishment report submitted on time		Dept. Head	100%	100.00%	100%	5.0	5.0	5.0	5.0	
	PI 13:	Number of classrooms and Lab rooms constructed and renovated		Dept. Head & Staff	0							
	PI 14:	Percentage budget utilization (GAA)		Dept. Head & Staff	100%	75%	75%	5.0	5.0	5.0	5.0	For dept. share only (MOOE)
	PI 15:	Percentage budget utilization (STF)		Dept. Head & Staff	80%	94%	75%	5.0	5.0	5.0	5.0	Dept. share of lab fees (obligated)
	PI 16:	Response to NCs and CARs issuances										
		Percentage of NCs received and acted			0%	-	-					The department did not receive NC for Jan-June 2024 period
		Percentage of CARs received and acted			0%	-	-					The department did not receive CAR for Jan-June 2024 period
	PI 17:	Additional Outputs			-							
Total Over-all Rating								171.167				
Average Rating								4.890				
Adjectival Rating								Outstanding				


Received by:

  
**TONI MARC L. DARGANTES**  
 Planning Office  
 Date: JUL 12 2024

Calibrated by:

  
**ELWIN JAY V. YU**  
 Chairman, PMT  
 Date: \_\_\_\_\_

Approved:

  
**PROSE IVY G. YEPES**  
 President  
 Date: 9/6/24

- \* The College target should be equal to the consolidated target of the departments under the College.
- \*\* To indicate in the remarks column the details of the targetted outputs for easy review and calibration.
- \*\*\* No percentage weight for ranking purposes since the Office of the Dean is automatically attached to the highest ranking department under him.