


3/23

Visayas State University
College of Engineering
DEPARTMENT OF FOOD SCIENCE AND TECHNOLOGY
Visca, Baybay City, Leyte

OFFICE PERFORMANCE COMMITMENT & REVIEW (OPCR)

I, **IVY C. EMNACE**, Head of the Department of Food Science and Technology, commits to deliver and agree to be rated on the attainment of the following targets in accordance with the indicated measures for the period **July to December 2017**.


IVY C. EMNACE *g*
Department Head
Date: Dec 2017

INFORMATION ON PERSONNEL FULL-TIME TEACHING EQUIVALENT (FTE):

Personnel	Number	FTE/sem	FTE/Summer	FTE Total
Department Head	1	4.0	0.0	8.00
Faculty w/ Univ. Designated Position	2	2.5	0.0	10.00
Regular Faculty (Vac. & Sick Leaves)	3	8.0	0.0	48.00
Regular Faculty (Teacher's Leave)	0	18.0	0.0	0.00
Part time Faculty Members	1	Actual	Actual	0.00
Admin Staff Members	3	0.0	0.0	0.0

Rating Equivalents:
5 - Outstanding
4 - Very Satisfactory
3 - Satisfactory
2 - Fair
1 - Poor

MFO No.	MFO Description	Success/Performance Indicator (PI)	Units/Persons Responsible*	Target	Actual Accomplishment		Rating				Remark
					% Accomplishment as of June 2015	Details of Accomplishment	Quality	Efficiency	Timeliness	Average	
MFO 1	Advanced Education Services	PI.1 Number of FTE coordinated and implemented for graduate students	FJA, LAG, ICE, RDL	20.00	25.34	Graduate students	4	5	4	4.33	
		P1.2 Graduated MSFST	8	8	8	Graduate students	5	5	5	5.00	
		P1.3 % graduates within prescribed period	FJA, RDL, LAG, ICE, ICPM	100% (8)	1.00		5	5	4	4.67	
		P1.4 No. of graduate students with DOST scholarship	LAG, RDL, FJA	6	6	Graduate students	5	5	4	4.67	
		P1.5 No. of Graduate students with Honors/Awards	MS Students	1	2	Graduate students	5	5	4	4.67	
MFO 2	Higher Education Services	PI 1. Number of FTE coordinated and implemented	All DFST faculty and COS	70	72.63	2nd sem, 2016-2017	5	5	5	5.00	

		PI 2. Average percentage passing in licensure in mandated programs				License exam not required for BSFT					
		PI 3. Number of graduates in mandated programs graduated w/in prescribed period									
		PI 4. Number of degree programs compliant to CMO supervised and implemented	ICE,COS	1	1	BSFT/MSFST program	5	5	4	4.67	
		PI 5. Number of students advised									
		<i>On thesis/ field practice/special problem</i>	FJA, RDL, LA;G, ICE, LCC, ICPM	40	47	BSFT/MSFST students	4	5	5	4.67	
		<i>AS SRC Chairman</i>	All Faculty	34	37		5	5	5	5.00	
		<i>As SRC Member</i>	All faculty	30	35		5	5	5	5.00	
		<i>On consultation</i>	All DFST Faculty	290	300	Approximate based on few recorded consultation. Most consultationms were not recorded	5	5	4	4.67	
		<i>On thesis data analyzing consultation</i>									
		PI 6b. No. of student organizations Advised/Assisted									
		<i>Student organizations advised</i>	ICE, LAG, ICPM	2	3	PAFT-KSC Student Chapter Ambassadors for Christs	5	5	4	4.67	
		<i>Student organizations assisted on student related activities</i>	ICE, LAG, LCC	20	24	Dorm Advisers	5	5	4	4.67	
		<i>New/Revisedsyllabi</i>	FJA, LCC	2	2		5	5	4	4.67	
		<i>New/Revised Lecture Manual</i>	ICE, ICPM, LCC	4	6		5	5	4	4.67	
		<i>Revised Lab. Manual</i>	ICE	1	2		5	5	4	4.67	

		PI 5. Number of research proposals submitted	ICE, LG, FJA, LCC	2	3		5	5	4	4.67	
		PI 6. Percent of research proposals approved									
		PI 7. Amount of research money generated from external funding (Thousand PHP)	RDL, ICE	1.0M	1.5M		5	5	5	5.00	
		PI 8. Amount of research money generated from institutional funding (Thousand PHP)									
		PI 9. Additional outputs									
		No. of research-related awards (research conducted by faculty or student w/ faculty)									
MFO 4	Extension Services	PI 1. Number of person-days trained weighted by length of training	RDL, LAG, FJA, ICE, LCC, ICPM	500	600	Training on Processing of food products from rootcrops, meat, fish, fruits and vegetables	5	5	5	5.00	
		PI 2. Number of IEC materials/technoguides developed/used									
		PI 3. Number of beneficiaries served									
		<i>Groups</i>	LAG, RDL, ICE, LCC, ICPM	8	10		5	5	5	5.00	
		<i>Individuals</i>	LAG, RDL, ICE, LCC, ICPM	320	330		5	5	5	5.00	
		P1.5 No. of faculty/staff acting as resource persons in training	All Faculty members	20	22		5	5	5	5.00	
		PI 4. Number of extension projects conducted and/or completed on schedule	ICE & faculty members	1	2		5	5	4	4.67	
		PI 7. Amount of extension money generated from external funding (Thousand PHP)	ICE	3M	3M	Funds for equipment from DTI	5	5	5	5.00	
		Additional: Number of MOA forged	ICE	1	2		5	5	5	5.00	

[illegible]


Total Over-all Rating			202.67	
Average Rating			4.71	
Adjectival Rating			Outstanding	

*ICE/Head - Ivy C. Emnace, LAG - Lorina A. Galvez, FJA - Felix J. Amestoso, RDL - Roberta D. Lauzon, LCC - Lynette C. Cimafranca, ICPM - Inish Chris P. Mesias, COS - Carlito O. Suganob, DCM - Dioscoro C. Managbanag


Received by:

DANIEL M. TUdTUD, JR
Planning Officer
Date: _____


Calibrated by:


REMBERTO A. PATINDOL
Chairman, PMT
Date: _____

Recommending Approval:


BEATRIZ S. BELONIAS
Vice Pres. for Instruction
Date: _____

Approved:


EDGARDO E. TULIN
♂ President
Date: _____