

01564

1-21

JAN 23 2019


Visayas State University


College of Agriculture and Food Science (CAFS)

Visca, Baybay City, Leyte

OFFICE PERFORMANCE COMMITMENT & REVIEW (OPCR)

I, **VICTOR B. ASIO**, College Dean, commits to deliver and agree to be rated on the attainment of the following targets in accordance with the indicated measures for the period July to December, 2018.


VICTOR B. ASIO
 Dean, CAFS


BEATRIZ S. BELONIAS
 VP for Instruction

Date: _____

MFO No.	MFO Description	Success/Performance Indicator (PI)	Units/Persons Responsible	Target	Actual Accomplishments	Rating				Remark
						Quality	Efficiency	Timeliness	Average	
UMFO 1	Advanced Education Services									
OVPI MFO 1. Graduate Degree Program Management Services										
	PI 1: Number of graduate degree specializations offered and monitored		College and Dept.	25	30	5	5	5	5.00	Graduate Degree Programs offered by the Depts. under CAFS
	PI 2: Total FTE monitored		Dean and Teaching Staff	40.5	148.16	5	5	5	5.00	
	PI 3: Number of graduate students enrolled		College and Dept.	110	472	5	5	5	5.00	
	P1 4: Percentage increase in the number of students who graduated within prescribed period		College and Dept.	10%	38%	5	5	5	5.00	
Graduate Student Management Services										
	P1 1: Number of Graduate thesis outline approved		Dean/Dept. Head	5	5	5	5	5	5.00	

	P12: Number of Graduate Manuscript approved	College and Dept.	5	5	5	5	5	5.00	
	P13: Number of graduate students awarded with scholarship/assistantship	Dean	20	39	5	5	5	5.00	DOST-ASTHRD
	P14: Percentage of graduate students awarded with scholarship/assistantship who graduated with graduated within prescribed period	Dean	10%	18.00%	5	5	5	5.00	
	P15: Number of students advised	Dean	2	10	5	5	5	5.00	
	P16: Number of graduate students gainfully employed in jobs related to their graduated program	Dean/Dept.	5	20	5	5	5	5.00	
	P17 Additional Output: Accreditation of curricular program	Dean/Dept.	5	24	5	5	5	5.00	

UMFO 2. Higher Education Services

OVPI MFO 1. Curriculum Program Management Services

	PI 1: Total FTE monitored/coordinated	College and Dept.	350	1,433.89	5	5	5	5.00	
	P1 2: Number of degree programs compliant to CMO supervised and monitored	College/Dept.	2	3	5	5	5	5.00	June 2018 - 10th placer
	P1 3: Number of graduates in mandated programs graduated w/in prescribed period	College, Depts. and Registrar	10	44	5	5	5	5.00	
	P1 4: Percentage increase in the number of undergraduate students who graduated within the prescribed period	College, Depts. & Registrar	10%	20%	5	5	5	5.00	
	P1 2: Average percentage passing in Licensure in mandated programs	College & URC	-	-	-	-	-	-	
	P : Number of undergraduate thesis outline approved	Dean/Dept. Heads	2	15	5	5	5	5.00	
	P : Number of undergraduate students awarded with scholarship/assistantship	Dean	-	3	5	5	5	5.00	

	P : Number of academic advisees	Dean	5	10	5	5	5	5.00	
	P : Number of student-related activities assisted	Dean	1	2	5	5	5	5.00	CAFS SSC, Overtime during the conduct of thesis
	P : Number of instructional materials developed/revised	Dean/Faculty							
	New syllabi	Dean/Faculty	1	24	5	5	5	5.00	
	Revised syllabi/ Lab. Manuals	Dean/Faculty	5	30	5	5	5	5.00	
	Revised powerpoint lect. Presentation (per course)	Dean/Faculty	3	60	5	5	5	5.00	
	P : Additional outputs								
	Number of student awards/honors received	College/Dept.	-	-	-	-	-	-	Latin Honors and With Honors
	Accreditation of curricular program	College/Dept.	2	4	5	5	5	5.00	
MFO 3 Faculty Evaluation Services									
	P1 1. Teaching Performance	Dean/Dept. Heads & Faculty	VS	Outstanding	5	5	5	5.00	
UMFO 3. Research Services									
	PI 1. Number of published papers in CHED accredited journals/internationally indexed journals:								
	<i>In refereed int'l journals</i>	College and Depts.	2	20	5	5	5	5.00	
	<i>In refereed nat'l journals</i>	College and Depts.	2	6	5	5	5	5.00	
	<i>In institutional journals</i>	College and Depts.	2	9	5	5	5	5.00	

	PI 2. Number of research outputs presented in regional/national/int'l fora/conferences								
	<i>In int'l fora/conferences</i>	College and Depts.	2	25	5	5	5	5.00	
	<i>In nat'l fora/conferences</i>	College and Depts.	2	20	5	5	5	5.00	
	<i>In reg'l fora/conferences</i>	College and Depts.	2	15	5	5	5	5.00	
	<i>In institutional fora/conferences</i>	College and Depts.	2	38	5	5	5	5.00	
	PI 3. Number of research projects conducted and/or completed on schedule	College and Depts.	1	15	5	5	5	5.00	
	PI 4. Number of research proposals submitted	College & Depts.	1	18	5	5	5	5.00	
	PI 5. Percent of research proposals approved	College & Depts.	10%	100%	5	5	5	5.00	
	PI 6. Amount of research money generated from external funding (Thousand PHP)	College & Depts.	550	35M	5	5	5	5.00	
	PI 7. Amount of research money generated from institutional funding (Thousand PHP)	College & Depts.	550	6M	5	5	5	5.00	
	PI 8. Additional outputs								
	No. of research-related awards (research conducted by faculty or student w/ faculty)	College and Depts.	1	16	5	5	5	5.00	
	No. of trainings/workshops attended	College and Depts.	2	9	5	5	5	5.00	
	No. of articles reviewed and edited	Dean	3	5	5	5	5	5.00	As editor of ATR
	Number of linkages forged								
	International	College and Depts.	2	5	5	5	5	5.00	
	National	College and Depts.	2	5	5	5	5	5.00	
	Regional/Institutional/Local	College and Depts.	2	4	5	5	5	5.00	

	Number of papers published in other peer-reviewed publications (proceedings, monographs, etc.)	College and Depts.	2	5	5	5	5	5.00	
	College RDE In-House Review conducted	College and Depts.	-	-	-	-	-	-	
UMFO 4. Extension Services									
	PI 1. Number of person-days trained weighted by length of training:	College, Depts.	2	1,294	5	5	5	5.00	
	PI 2. Number of IEC materials/technoguides developed/used	College & Depts.	2	64	5	5	5	5.00	
	P1 3: Number of beneficiaries served:								
	Groups	College and Depts.	6	99	5	5	5	5.00	
	Individuals	College and Depts.	150	2,000	5	5	5	5.00	
	PI 4. Number of extension projects conducted and/or completed on schedule	College & Depts.	4	10	5	5	5	5.00	
	PI 5. Number of extension proposals submitted	College & Depts.	1	11	5	5	5	5.00	
	PI 6. Percent of extension proposals approved	College & Depts.	10%	100%	5	5	5	5.00	
	PI 7. Amount of extension money generated from external funding (Thousand PHP)	College & Depts.	500%	15M	5	5	5	5.00	
	PI 8. Amount of extension money generated from institutional funding (Thousand PHP)	College & Depts.	500	12M	5	5	5	5.00	
	Additional Output:								
	Number of scientific events serveds as technical expert:	College and Depts.	1	5	5	5	5	5.00	
	RDE Reviewer/Panelist	College and Depts.	1	5	5	5	5	5.00	

	Resource Person	College and Depts.	2	25	5	5	5	5.00	
	Editor in International Journal	College and Depts.	2	5	5	5	5	5.00	
UMFO 5	Support to Operations (STO)								
OVPI MFO 1 Faculty Development Services									
	P1 1: Number of faculty pursuing advanced research degree programs (PhD) facilitated, monitored and assisted	College & Depts.	3	20	5	5	5	5.00	
OVPI MFO 3 Faculty Evaluation Services									
	P1 1: Percentage of faculty rated by students with at least very satisfactory rating in 50% of the students evaluated	College and Depts.	80%	100%	5	5	5	5.00	
OVPI MFO 4: Admission & Registration Services									
	Number of registration forms issued	Solis, RJ and Oracion, RI	100	150	5	5	5	5.00	first semester 2018-2019 (BSA 1 and 2)
	Number of assessment slips issued every semester	Solis, RJ and Oracion, RI	500	671	5	5	5	5.00	first semester 2018-2019
OVPI MFO 7. Program and Institutional Accreditation Services									
	P1 1: Degree program compliant with CHED	College and Depts.	2	3	5	5	5	5.00	BSA, BSDC, BSFT
	PI 2: Readiness to SUC levelling by CHED & DBM	College and Depts.	95%	100%	5	5	5	5.00	Ready for SUC levelling by CHED & DBM
	Additional Output:								
	Number of degree programs which passed accreditation/evaluation at least Level 1	College & Depts.	1	5	5	5	5	5.00	BSA, BSFT, BSDC, BAS, BSDE

OVPI MFO 1. Administrative and Facilitative Services									
	PI 1: Number of colleges, departments & support units supervised, monitored & coordinated	Dean/Dean's Staff	9	11	5	5	5	5.00	Including ATR, DOST
	PI 2: Number of management meetings conducted	Dean/Dean's Staff	2	6	5	5	5	5.00	EXECOM, College/University
	PI 3: Number of documents evaluated, approved and processed	Dean/Dean's Staff	150	460	5	5	5	5.00	CSR, Vouchers, PRs, RIS, etc.
	PI 2: Number of university committees/ boards/council chaired & coordinated	Dean	1	4	5	5	5	5.00	UADCO, UAC, APB, AACCUP-University
	PI 5: Number of frontline academic services monitored and ensured to be customer friendly & efficient and citizens charter posted conspicuously	Dean/Dean's Staff	10	30	5	5	5	5.00	
	P1 6: Number of of rooms/offices/CRs maintained	Oracion, RI	5	5	5	5	5	5.00	
	P1 7: Number of plants monitored and maintained	Oracion, RI	10	10	5	5	5	5.00	
	P1 8: Number of office equipments requested, approved, processed and acquired	Dean/Dean's Staff	-	2	5	5	5	5.00	CHED-NAFES
	P1 9: Additional Output								
	No. of new ID's released to new students	Solis, RJ and Oracion, RI	-	-	-	-	-	-	
	Editor in Chief of scientific journal	Dean	3	3	5	5	5	5.00	ATR Article
	Coordinator of scholarship programs	Dean	1	3	5	5	5	5.00	DOST, AREAS & EXPERTS
	No. of scholars monitored and assisted under DOST and Erasmus Mundus	Dean/RJ Solis	40	79	5	5	5	5.00	

OVPI MFO 2. Frontline Services


	PI 1. Efficient and customer-frienly frontline service	Dean and Support Staff	Minimal complaint	0% Complaint	5	5	5	5.00	
	Best practices/new initiatives								
Total Over-all Rating					375.00	375.00	375.00	375.00	
Average Rating					5.00	5.00	5.00	5.00	
Adjectival Rating					Outstanding				

Received by:

DILBERTO O. FERRAREN
Planning Office


Date: _____

Calibrated by:


REMBERIO A. PATINDOL
Chairman, PMT

Date: _____

Recommending Approval:


BEATRIZ S. BELONIAS
Vice Pres. for Instruction

Date: _____

Approved:


EDGARDO E. TULIN
President

Date: _____