

	a.	pursuing advanced research degree program (Ph.D) *		4	4		5	5	5	5.00	RAPV, GCA, KNSB, YLB	
	b.	actively pursuing in the last three (3) years (investigative research, basic and applied scientific research, policy research social science research)		4	4	CLC, MTPL, JGFJ, FMS, ESQ, A (6/8)	5	5	5	5.00	MTPL, ESQ, JGFJ, FMS	
	c.	producing technologies for commercialization or livelihood improvement										
	d.	whose research resulted in an extension program										
OVPI MFO 2. Graduate Student Management Services												
	PI 1: Percentage of graduate students enrolled in research degree programs *		Dept. Head & Faculty									2%
	PI 2: Percentage of accredited graduate programs *		Dept. Head & Faculty									2%
	PI 3: Number of graduate degree specializations offered and monitored *		Dept. Head & Faculty	1	1		5	5	5	5.00	MEd(Chem)	2%
	PI 4: Total FTE coordinated, implemented & monitored*		Dept. Head & Faculty	1	10		5	5	5	5.00	Chem 207, Chem 208, Chem 206	2%
	PI 5: Percentage increase in number of graduate students enrolled *		Dept. Head & Faculty									2%
	PI 6: Percentage increase in number of students who graduated within prescribed period *		Dept. Head & Faculty									2%
	PI 7: Number of graduate students awarded with honors/distinction *		Dept. Head & Faculty									2%
	PI 8: Number of graduate students advised *		Dept. Head & Faculty		8%	refer to OGS	5	5	5	5.00		2%
	PI 9: Number of instructional materials developed *		Dept. Head & Faculty	1	3							
	On-line ready courseware			1	3		5	5	5	5.00	MEd; MS Chem	
	Flexible instructional materials			1	5		5	5	5	5.00	Chem 207, Chem 208, Chem 206	

	Assessment tools			5	69		5	5	5	5.00	Exam, Oral Report, Worksheet, Problem Set, Portfolio	
	PI 10: Number of virtual classrooms created and operationalized			5	2		5	5	5	5.00	Chem 208, Chem 206	
MFO 2	HIGHER EDUCATION SERVICES (50%)											
	PI 1: Percentage of first time licensure exam takers that pass the licensure exams *	Dept. Head & Faculty	NA									7.5%
	PI 2: Percentage of graduates (2 years prior) that are employed *	Dept. Head & Faculty	80	100		5	5	5	5.00			2.5%
	PI 3: Percentage of undergraduate student population enrolled in CHED-identified and RDC-identified priority programs *	Dept. Head & Faculty	100	100		5	5	5	5.00			2.5%
	PI 4: Percentage of undergraduate programs with accreditations *	Dept. Head & Faculty	100	100		5	5	5	5.00			2.5%
	PI 5: Total FTE, coordinated, implemented and monitored *	Dept. Head & Faculty	205	253		5	5	5	5.00			20%
	PI 8: Number of students advised: *	Dept. Head & Faculty	153	143	All BS Chemistry major students	5	4	5	4.67			
	On thesis/ field practice/special problem		43.00	49.00	Thesis outline preparation of BS Chemistry 3	5	4	5	4.67			1%
	No. of approved manuscript submitted within prescribed period		20.00									1%
	On consultation (virtual)		100	725	BS Chem and non-chemistry students	5	5	5	5.00			0.5%
	PI 9: Number of student organizations advised/ assisted *	Dept. Head & Faculty										
	Student organizations advised		1	1		5	5	5	5.00	ViChemSoc		1.25%
	Student organizations assisted on student related activities											1.25%
	PI 10: Number of instructional materials developed *	Dept. Head & Faculty								Title and name of		10%
	On-line ready courseware	Dept. Head & Faculty	10	28		5	5	5	5.00	Please see Annex A		

[illegible]

	PI 4. Number of research outputs presented in regional/national/int'l fora/conferences *		Dept. Head & Faculty														
	<i>In int'l fora/conferences</i>																1.50%
	<i>In nat'l/regional fora/conferences</i>																0.50%
	PI 5. Percent of research proposals approved *		Dept. Head & Faculty														0.5%
	PI 6. Additional outputs*		Dept. Head & Faculty														
	No. of research-related awards (research conducted by faculty or student w/ faculty)																1.50%
MFO 4	EXTENSION SERVICES (10%)																
	PI 1. Number of active partnerships with LGUs, industries, NGOs, NGAs, SMEs, and other stakeholders as a result of extension activities *		Dept. Head & Faculty														1%
	PI 2. Number of trainees weighted by the length of training *				313			5	5	5	5.00	Chemical Waste Management					2%
	PI 3. Number of extension programs organized and supported consistent with the SUC's mandated and priority programs *				1			5	5	5	5.00	Laboratory Safety and Chemical Waste Management					2%
	PI 4. Percentage of beneficiaries who rated the training course/s and advisory services as satisfactory or higher in terms of quality and relevance *		Dept. Head & Faculty														1%
	PI 5. Number of technical/expert services *		Dept. Head & Faculty														1%
	<i>Research Mentoring</i>																
	<i>Peer reviewers/Panelists</i>																
	<i>Resource Persons</i>																
	<i>Convenor/Organizer</i>																
	<i>Consultancy</i>																
	<i>Evaluator</i>		Faculty		2			5	5	5	5.00	JGFJ, ESQ					
	PI 8. Percent of extension proposals approved *		Dept. Head & Faculty														0.5%
	PI 11. Additional outputs *		Dept. Head & Faculty														

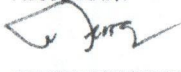
10%

	No. of extension-related awards (extrn. conducted by faculty or student & faculty) *												
MFO 5	Support to Operations												
	OVPI MFO 1. Faculty Development Services												
	PI 1: Number of faculty pursuing advanced research degree programs (PhD) facilitated, monitored and assisted *	Dept. Head & Faculty	4	4		5	5	5	5.00	JGFJ, AAR, GAC, RA/VP	0.625%		
	OVPI MFO 2. Faculty Recruitment/Hiring Services												
	PI 2: Number of faculty recruited/hired based on needed competencies and aligned with ISO standards *	Dept. Head & Faculty	3	4		5	5	5	5.00	MJBG, A. SB, HGFO, J. SP	0.125%		
	OVPI MFO 3. Faculty Evaluation Services												
	PI 3: Number of seminars/trainings/ conventions/workshops coordinated for entire university *	Dept. Head & Faculty		1		5	5	5	5.00	Lab Safety and Chemical	0.25%		
	PI 4: Number of seminars/trainings/ conventions/workshops coordinated outside of the university *	Dept. Head & Faculty									0.25%		
	PI 5: Percentage of faculty rated by students with at least very satisfactory rating in 50% of the subjects evaluated *	Dept. Head & Faculty	80	91		5	5	5	5.00		0.75%		
	PI 6: Number of in-house seminars/trainings/ workshops/reviews conducted *	Dept. Head & Faculty	1	1		5	5	5	5.00	Curriculum Review	0.25%		
	PI 7: Additional outputs *	Dept. Head & Faculty											
	Number of faculty/staff awards/honors received related to operations support										0.25%		
	OVPI MFO 4. Program and Institutional Accreditation Services												
	PI 8: Compliance to all requirements thru the established/adequate implementation, maintenance and improvement of the QMS of the core processes of the College/department under ISO 9001:2015*	Dept. Head & Faculty	1	1		5	5	5	5.00	Zero non-conformity (No NC)	2.50%		
MFO 6	General Admin. & Support Services (GASS)												
	PI 1: Submission of College/Department PPMP for the following year within deadline as prescribed by BAC*	Dept. Head	1	5		5	5	5	5.00	c/o Apas	1%		
	PI 2: Zero percent complaint from clients served	Dept. Head & all faculty & staff	100	100		5	5	5	5.00		2%		
	PI 3: Number of coaching sessions among faculty & staff**	Dept. Head	1	10		5	5	5	5.00	MRAI, JJSP, AAR, AAV.			

	PI 4. Number of planning sessions, tracking and monitoring of targets, etc. conducted to ensure attainment of department targets**		Dept. Head	1	5		5	5	5	5.00	OJT, DoPAC Smart Annex Bldg, COPC appln BS Chem program, webinar etc	
	PI 5. Number of monthly/special faculty & staff meetings conducted**		Dept. Head	1	7		5	5	5	5.00		
	PI 3: Additional Outputs		Dept. Head & all faculty & staff									
	Number of Best practices/new initiatives in academic units' management replicated/benchmarked by other depts/agencies *										explain here briefly why consider said department practice can be considered as a best practice	2%
Total Over-all Rating										189.34		
Average Rating										4.98		
Adjectival Rating										0		

5%
50%

Received by:



Planning Office

Date: _____


Calibrated by:


REMBERTO A. PATINDOL

Chairman, PMT

Date: _____


Recommending Approval:


BEATRIZ S. BELONIA

Vice Pres. for Academic Affairs

Date: 8/5/21

Approved:


EDGARDO E. TULIN

President

Date: _____

- * To indicate in the remarks column the details of the targetted outputs for easy review and calibration.
- ** No percentage weight for ranking purposes since these are activities only expected to be performed at the department level