



DEPARTMENT OF PHYSICS
1/F Old Library Building
VSU, Visca, Baybay City, Leyte 6521 Philippines
Phone: +63 53 565 0600 loc 1121
Email: dphys@vsu.edu.ph
Website: www.vsu.edu.ph

a/10/24

11 JUL 2024

31

OFFICE PERFORMANCE COMMITMENT & REVIEW (OPCR)

I, Rev Rhizza L.Aure., Head of the Department of Physics, commits to deliver and agree to be rated on the attainment of the following accomplishments in accordance with the indicated measures for the period January - June 2024.

REV RHIZZA L. AURE

Department Head

Date: 7/10/24

GLENN G. PAJARES

College Dean

Date: 7/10/24

INFORMATION ON PERSONNEL FULL-TIME TEACHING EQUIVALENT (FTE):

Total FTE (1x2)

RDE Commitments***

Personnel	Number (1)	Min. FTE (2)		Research	Publication	Extension
Department Head	1	8	8.0	0.0	0	0
Faculty w/ Univ. Designated Position	0	2.5	0.0	0.0	0	0
Regular Faculty (VSL)*	3	15	45.0	2.0	1	1
Regular Faculty (TLS)*	5	18	90.0	0.0	0	0
Part time Faculty	1	24	24.0	0.0	0	0
Admin Staff Members	3	0	0.0			

Rating Equivalents:
5 - Outstanding
4 - Very Satisfactory
3 - Satisfactory
2 - Fair
1 - Poor

TOTAL:

167

2.0

1

1

Note: * On vacation-sick-leave status. Ratio of Instruction and RDE commitments should be determined based on FTE of 18 units

** On Teacher's Leave status. Minimum FTE required is 18 units

*** Professors and Associate Professors are required to commit RDE outputs (Please Performance Indicators under Research (UMFO 3) and extension (UMFO 4)

MFO No.		Success/Performance Indicator (PI)		Units/Pers ons Responsib le	Department Target (Jan.- Dec.)	Actual Accomplishments		Rating				Remark (Details of the targeted output indicators with **)	% weight
			% Accom- plishment (Jan- June)			Details of Accom- plishments	Quality	Efficiency	Timeliness	Average			
MFO 1	ADVANCED EDUCATION SERVICES (20%)												
	OVPI MFO 1. Graduate Degree Program Management Services												

	1	PI 1. Percentage of graduate school faculty engaged in research work applied in any of the following:	Dept. Head & Faculty	N/A							DPhys has no graduate school faculty at the moment	4%
	OVPI MFO 2. Graduate Student Management Services											
		PI 1: Number of graduates students awarded with scholarship/assistantships*	Dept. Head & Faculty	N/A							DPhys has no graduate Program at the moment	2%
		PI 2: Percentage of accredited graduate programs *	Dept. Head & Faculty	N/A							DPhys has no graduate Program at the moment	2%
		PI 3: Total FTE monitored	Dept. Head & Faculty	N/A							DPhys has no graduate Program at the moment	2%
		PI 4: Percentage increase in graduate students enrolled*	Dept. Head & Faculty	N/A							DPhys has no graduate Program at the moment	2%
		PI 5: Percentage increase in number of students who graduated with prescribed period*	Dept. Head & Faculty	N/A							DPhys has no graduate Program at the moment	2%
		PI 6: Number of graduate students awarded with honors/distinction*	Dept. Head & Faculty	N/A							DPhys has no graduate Program at the moment	2%
		PI 7: Number of faculty scholars who graduated*	Dept. Head & Faculty	N/A							DPhys has no graduate Program at the moment	2%
		PI 8: Number of new International students enrolled*	Dept. Head & Faculty	N/A							DPhys has no graduate Program at the moment	2%
		PI 9: Percentage increase enrollment of extramural students (graduate distance education)	Dept. Head & Faculty	N/A							DPhys has no graduate Program at the moment	2%
		PI 10: Number of new attractive extramural programs proposed	Dept. Head & Faculty	N/A							DPhys has no graduate Program at the moment	
		PI 11: Additional outputs										
MFO 2	HIGHER EDUCATION SERVICES (50%)											
		PI 1. Percentage passing in licensure examinations (1st time takers)	Dept. Head & Faculty	N/A							BS Applied Physics (BSAP) program has no licensure	7.5%
		PI 2. Percentage passing in licensure examination (overall including repeaters)	Dept. Head & Faculty	N/A							First Batch of the BSAP program started last 1st Semester, A.Y. 2021-2022	2.5%
		PI 3. Percentage of undergraduate student who graduated within the prescribed period	Dept. Head & Faculty	N/A							The BSAP program was only recently offered last semester A.Y. 2021-2022	2.5%
		PI 4. Percentage of students enrolled on schedule	Dept. Head & Faculty	100%	100%		5	5	5		No. of BSAP students enrolled=33	

	PI 5: Percentage increase in enrolment		Dept. Head & Faculty	10%	137.50%	33	5.0	4.0	5.0		2nd Sem SY23-24: (7) 3rd Year; (12) 2nd Year; (14) 1st Year Mid Year SY23-24: (5) 3rd Year ; (7) 2nd Year; (8) 1st Year Previous year no. of student: 24	
	PI 6: Number of programs accredited		Dept. Head & Faculty	N/A								
	PI 7: Number of degree programs implemented		Dept. Head & Faculty	1	100%	100%	5.0	5.0	5.0		BSAP Program	
	PI 8: Number of programs with COPC		Dept. Head & Faculty	1	100%	100%	5.0	5.0	5.0		BSAP has been awarded with COPC	
	PI 9: Number of programs applying for COPC		Dept. Head & Faculty	N/A								
	PI 10: Total FTE monitored*		Dept. Head & Faculty	270	63.00	170.10	5.0	5.0	5.0		2nd Semester, A.Y., 2023-2024	20%
	PI 11: Number of new revised curricular proposal submitted		Dept. Head & Faculty	1	100.00%	1	5.0	5.0	5.0		BSAP revised curriculum	
	PI 12: Number of new revised proposal approved by UCC		Dept. Head & Faculty	1	100.00%	1	5.0	5.0	5.0		Curriculum Review (BSAP)	
	PI 13: Percentage of course offered with approved course syllabi		Dept. Head & Faculty	10%	100.00%	16	5.0	5.0	5.0		2nd Semester, A.Y., 2023-2024	
	PI 14: Percentage of course with approved IMs		Dept. Head & Faculty	10%	25.00%	4	5.0	5.0	4.0		2nd Semester, A.Y., 2023-2024	
	PI 15: Number of Instructional materials approved		Dept. Head & Faculty	2		0	0.0	0.0	0.0			
	PI 16: Percentage of course offered with final grades submitted within the allowable period		Dept. Head & Faculty	100%		22	5.0	5.0	5.0		2nd Semester, A.Y., 2023-2024	
	PI 17: Percentage of faculty rated at least VS in the Teaching Performance Evaluation by Students (TPES)		Dept. Head & Faculty	100%	100.00%		5.0	5.0	5.0			
	PI 18: Percentage of faculty rated at least VS by Supervisor		Dept. Head & Faculty	100%	100.00%		5.0	5.0	5.0			
	PI 19: Additional Outputs											
	Number of long examinations administered and checked					35	5.0	5.0	5.0		2nd Semester, A.Y., 2023-2024	

	Number of quizzes administered and checked					70	5.0	5.0	5.0		2nd Semester, A.Y., 2023-2024	
	Number of lab reports and term papers checked and graded					160	5.0	5.0	5.0		2nd Semester, A.Y., 2023-2024	
	Number of student organizations advised					2	5.0	5.0	5.0		VSU- Applied Physics Society; SOD	
	Number of student organization assisted on student related activities					2	5.0	5.0	5.0		VSU- Applied Physics Society; SOD	
	Number of students awarded with VSU Financial Assistance					20	5.0	5.0	5.0		BSAP Financial Assistance	
	Number of virtualclassroom created and operational					16	5.0	5.0	5.0		2nd Semester, A.Y., 2023-2024	
MFO 3	RESEARCH SERVICES (10%)											
	<u>PI 1.</u> Number of research outputs utilized by the industry or the beneficiaries *	Dept. Head & Faculty	0									2%
	<u>PI 2.</u> Number of research outputs completed	Dept. Head & Faculty	1	100.00%	1	5.0	5.0	5.0		RAISE8:Project-ODSemblante		2%
	<u>PI 3.</u> Percentage of research outputs presented in:	Dept. Head & Faculty										
	a <i>International</i>		0									1.50%
	b <i>National</i>	Dept. Head & Faculty	1		0	3.0	3.0	3.0		1. Microrheological Characterization of Selected Plant Oils; 2. Investigating the relationship of GMSL and ENSO using white noise analysis		
	c <i>Regional or Institutional Conferences</i>	Dept. Head & Faculty	1		0	3.0	3.0	3.0		1. Microrheological Characterization of Selected Plant Oils; 2. Investigating the relationship of GMSL and ENSO using white noise analysis		0.50%
	<u>PI 4.</u> Number of research proposal submitted	Dept. Head & Faculty	1	100.00%	2	5.0	5.0	5.0		Submitted to DA-RFO 8 in April, 2024 ODSemblante & HRFAbad		
	<u>PI 5.</u> Number of research proposals approved *	Dept. Head & Faculty	1			3.0	3.0	3.0		In progress		0.5%
	<u>PI 6.</u> Number of approved research projects/studies implemented	Dept. Head & Faculty	1			0.0	0.0	0.0				
	<u>PI 7.</u> Amount of research money obtained from external sources	Dept. Head & Faculty	₱50,000.00	0.00%		0.0	0.0	0.0		Proposal under review		
	<u>PI 8.</u> Amount of research money obtained from internal sources	Dept. Head & Faculty	₱ 50,000.00	0.00%		0.0	0.0	0.0		Proposal under review		

	PI 9. Number of patent applications										
	PI 10. Number of patent approved										
	PI 11. Number of creative work published	Dept. Head & Faculty									
	PI 12. Number of research articles derived from approved research in the university, submitted	Dept. Head & Faculty	1	0		0.0	0.0	0.0		In progress	1.50%
	PI 13. Number of research articles derived from approved research university, published	Dept. Head & Faculty	1	0		0.0	0.0	0.0			
	PI 14. Number of Scopus, WoS, and ACI publications and other reputable journals	Dept. Head & Faculty	1	0		0.0	0.0	0.0			
	PI 15. Additional outputs*										
MFO 4	EXTENSION SERVICES (10%)										
	PI 1. Number of active partnerships with LGUs, industries, NGOs, NGAs, SMEs, and other stakeholders as a result of extension activities *	Dept. Head & Faculty	1	300.0%	3	5.0	5.0	5.0		1. MOU with De La Salle University (DLSU); 2. MOU with University of San Carlos; 3. MOU with RCTP, CVIF;	2.0%
	PI 2. Number of trainees weighted by the length of training *	Dept. Head & Faculty	0		1	5.0	4.0	5.0			2%
	PI 3. Number of extension programs and projects *	Dept. Head & Faculty	0	0%							2%
	PI 4. Percentage of beneficiaries who rated the training course/s and advisory services as satisfactory or higher in terms of quality and relevance*	Dept. Head & Faculty	75%			4.0	4.0	4.0		1. 1st USC-VSU AstroCamp 2. Lawag/Suga: Igniting Curiosity through Optics and Photonics 3. Research Adviser/s (e.g, VFES)	1%
	PI 5. Number of expert services rendered:	Dept. Head & Faculty									1%
	a. Peer reviewers of journal/book	Dept. Head & Faculty	1	0		0.0	0.0	0.0			
	b. Review of research and extension proposal		0	0							

	PI 10. Number of extension activities conducted					3	5.0	5.0	5.0		1. 1st USC-VSU AstroCamp 2. Lawag/Suga: Igniting Curiosity through Optics and Photonics 3. Research Adviser/s (e.g, VFES)	
	PI 11. Number of trainings, seminar conducted		Dept. Head & Faculty	1		3	5.0	5.0	5.0		1. Frontier in Theoretical and Experimental Physics 2. VSU-DLSU Physics Seminar 3. 1st USC-VSU AstroCamp 4.	
	PI 12. Number of EIC materials developed											
	PI 13. Number of extension activities conducted											
	PI 14. Number of extension articles derived from approved extension in the university, submitted											
	PI 15. Number of extension articles derived from approved extension in the university, published											
	PI 16. Amount of extension money generated from external sources											
	PI 17. Amount of extension money generated from internal sources			₱30,000.00			0.0	0.0	0.0		Extension Proposal (In progress)	
	PI 18. Additional outputs*											
	Number of Technical/expert services											
		Research Mentoring				3	5.0	5.0	5.0		VFES Adviser, VSUIHS Research	
MFO 5	Support to Operations											
	OVPI MFO 1. Faculty Development Services											
	PI 1: Number of faculty pursuing advanced research degree programs (PhD) facilitated, monitored and assisted *		Dept. Head & Faculty	1		3	5.0	5.0	5.0		Ph.D. in Physics-2; Ph.D. in Science Education major in Physics-1	
	PI 2: Number of faculty-scholars who completed their advance degrees		Dept. Head & Faculty	1		0	4.0	3.0	3.0		Graduate studies of faculty scholar (in progress)	
	PI 3: Number of faculty granted with external scholarship		Dept. Head & Faculty	1		1	5.0	5.0	5.0		JRPLesidan (DOST Scholar) under VSU Fellowship Contract	
	PI 4: Number of faculty granted with internal scholarship/fellowship		Dept. Head & Faculty	1		0	4.0	4.0	4.0		Faculty Development Plan (FDP) was revised	


[illegible]


	PI 9:	Percentage of students enrolled and validated within the registration period		Dept. Head & Faculty	100%	82%		5.0	5.0	4.0		2nd Sem SY23-24: (7) 3rd Year; (12) 2nd Year; (14) 1st Year; Mid Year SY23-24: (5) 3rd Year ; (7) 2nd Year; (8) 1st Year	0.25%
	PI 10:	Number of students advised during the registration period		Dept. Head & Faculty	1		33	5.0	5.0	5.0		BS Applied Physics	0.25%


PI 5:	Number of requests acted	
PI 6:	Number of memoranda prepared	
PI 7:	Percentage of IFWs submitted to OVP before September 30	
PI 8:	Percentage of Report of Actual teaching submitted to OVPAA 30 days after the classes	
PI 9:	Percentage of faculty and staff who submit DTR every month	
PI 10:	Percentage of complaints, if any, addressed on time	
PI 11:	Percentage of action plans implemented and monitored as scheduled	
PI 12:	Monthly accomplishment report submitted	
PI 13:	Number of classrooms and Lab rooms renovated	
PI 14:	Percentage budget utilization (GAA)	
PI 15:	Percentage budget utilization (STF)	
PI 17:	Additional Outputs	
	Number of /new initiatives introduced to best practice replicated/benchmarked by other dept/agencies*	
	Submission of department PPMP following year within deadline as per BAC	
	Response to NCs received	
	Zero percent complaint from clients	

OVPI MFO 4. Curricular Program Management Services												
PI 11:	Number of curricular reviews conducted		Dept. Head & Faculty	1		1	5.0	5.0	5.0		BSAP Curriculum Revision	
PI 13:	Number of course syllabi and TOs reviewed and approved		Dept. Head & Faculty	4		17	5.0	5.0	5.0		Syllabi (1) TOs 2nd Sem. SY 23-24 (16)	
PI 14:	Number of OJT MOAs prepared		Dept. Head & Faculty	1		6	5.0	5.0	5.0		(1) DLSU Institutional MOA (2) DLSU Student MOAs (1) PAGASA MOAs (2) USC MOAs	
PI 15:	Number student interns deployed and monitored			3		0	5.0	4.0	4.0		OJT is scheduled in the Midyear, A.Y. 2023-2024 (MOAs in progress)	
PI 16:	Number of thesis students advised											
PI 17:	Number of exchange students supervised											
PI 18:	Number of students from other schools having summer program supervised											
PI 19:	Number of external institutions/agencies conducting benchmarking activities served					1	5.0	5.0	5.0		DLSU's visit at VSU	
PI 20:	Number of students from other academic departments conducting research activities served					2	5.0	5.0	5.0		VFES and VSU-IHS	
PI 21:	Additional Outputs											
MFO 6 General Admin. & Support Services (GASS)												
PI 1.	Number of departments/institutes/offices supervised		Dept. Head & Faculty & staff	1		2	5.0	5.0	5.0		Department of Physics and Alumni Community Relations Office	
PI 2.	Number of management meetings conducted		Dept. Head & Faculty & staff	8		5	5.0	5.0	5.0		regular/special meeting to be conducted	
PI 3.	Number of committee meetings conducted		Dept. Head & Faculty & staff	1		1	5.0	5.0	5.0		atleast 1 regular/special meeting to be conducted	
PI 4.	Number of routinary documents acted		Dept. Head & Faculty & staff	30		39	5.0	5.0	5.0			

			Number of admin staff sent to trainings, seminars and conferences					3	5	5	5		1. Chemical waste Management and safety in the Chemical Laboratory ,Feb. 23, 2024 (HGMazo & WFSoriano) 2. Sparkling Spaces: Mastering the Arts of Housekeeping (HGMazo & PAGucela) 3. Financial Transaction Forum (HGMazo & PAGucela)	
Total Over-all Rating										324	317	317	319.33	
										4.15	4.06	4.06		
Average Rating										4.09				
Adjectival Rating										Very Satisfactory				

Received by: 
TONI MARC L. DARGANTES
 Planning Office
 Date: JUL 11 2024

Calibrated by: 
ELWIN JAY V. YU *OK-VP 7/12/24*
 Chairman, PMT
 Date: _____

Approved:

PROSE IVY G. YEPES
 President
 Date: 9/6/24

- * To indicate in the remarks column the details of the targetted outputs for easy review and calibration.
- ** No percentage weight for ranking purposes since these are activities only expected to be performed at the department level