



VISAYAS
STATE UNIVERSITY



DEPARTMENT OF PHYSICS
1/F Old Library Building
VSU, Visca, Baybay City, Leyte 6521 Philippines
Phone: +63 53 565 0600 loc 1121
Email: dphys@vsu.edu.ph
Website: www.vsu.edu.ph

OFFICE PERFORMANCE COMMITMENT & REVIEW (OPCR)

I, Rev Rhizza L. Aure, Head of the Department of Physics, commits to deliver and agree to be rated on the attainment of the following accomplishments in accordance with the indicated measures for the period July- December 2021.

REV RHIZZA L. AURE

Department Head

Date: 1/21/2022

MA. THERESA P. LORETO

College Dean

Date: Jan. 25, 2022



Personnel	INFORMATION ON PERSONNEL FULL-TIME TEACHING EQUIVALENT (FTE):			Total FTE (1x2)			RDE Commitments***		
	Number (1)	Min. FTE (2)					Research	Publication	Extension
Department Head	1	8	8.0	0.0	0	0			
Faculty w/ Univ. Designated Position	1	2.5	2.5	0.0	0	0			
Regular Faculty (VSL)*	3	15	45.0	2.0	1	1			
Regular Faculty (TLS)*	4	18	72.0	0.0	0	0			
Part time Faculty	1	24	24.0	0.0	0	0			
Admin Staff Members	4	0	0.0						
TOTAL:			152	2.0	1	1			

Rating Equivalents:
5 - Outstanding
4 - Very Satisfactory
3 - Satisfactory
2 - Fair
1 - Poor

Note: * On vacation-sick-leave status. Ratio of Instruction and RDE commitments should be determined based on FTE of 18 units

** On Teacher's Leave status. Minimum FTE required is 18 units

*** Professors and Associate Professors are required to commit RDE outputs (Please Performance Indicators under Research (UMFO 3) and extension (UMFO 4))

MFO No.	Success/Performance Indicator (PI)	Units/Persons Responsible	Department Target (Jan.-Dec.)	Actual Accomplishments (July- December)		Rating				Remark (Details of the targetted output indicators with **)	% weight
				% Accomplishment	Details of Accomplishments	Quality	Efficiency	Timeliness	Average		
MFO 1	ADVANCED EDUCATION SERVICES (20%)										
	OVPI MFO 1. Graduate Degree Program Management Services										
1	PI 1. Percentage of graduate school faculty engaged in research work applied in any of the following:	Dept. Head & Faculty	N/A							DPhysics has no graduate school faculty at the moment	4%
	a. pursuing advanced research degree program (Ph.D) *		N/A								

	b.	actively pursuing in the last three (3) years (investigative research, basic and applied scientific research, policy research social science research)			N/A								
	c.	producing technologies for commercialization or livelihood improvement			N/A								
	d.	whose research resulted in an extension program			N/A								
OVPI MFO 2. Graduate Student Management Services													
	PI 1: Percentage of graduate students enrolled in research degree programs *		Dept. Head & Faculty	N/A							DPhys has no graduate program at the moment	2%	
	PI 2: Percentage of accredited graduate programs *		Dept. Head & Faculty	N/A							DPhys has no graduate program at the moment	2%	
	PI 3: Number of graduate degree specializations offered and monitored *		Dept. Head & Faculty	N/A							DPhys has no graduate program at the moment	2%	
	PI 4: Total FTE coordinated, implemented & monitored*		Dept. Head & Faculty	N/A							DPhys has no graduate program at the moment	2%	
	PI 5: Percentage increase in number of graduate students enrolled *		Dept. Head & Faculty	N/A							DPhys has no graduate program at the moment	2%	
	PI 6: Percentage increase in number of students who graduated within prescribed period *		Dept. Head & Faculty	N/A							DPhys has no graduate program at the moment	2%	
	PI 7: Number of graduate students awarded with honors/distinction *		Dept. Head & Faculty	N/A							DPhys has no graduate program at the moment	2%	
	PI 8: Number of graduate students advised *		Dept. Head & Faculty	N/A							DPhys has no graduate program at the moment	2%	
	PI 9: Number of instructional materials developed *		Dept. Head & Faculty	N/A							DPhys has no graduate program at the moment		
	On-line ready courseware			N/A									
	Flexible instructional materials			N/A									
	Assessment tools			N/A									
	PI 10: Number of virtual classrooms created and operationalized			N/A							DPhys has no graduate program at the moment		
MFO 2	HIGHER EDUCATION SERVICES (50%)												
	PI 1. Percentage of first time licensure exam takers that pass the licensure exams *		Dept. Head & Faculty	N/A							BS Applied Physics (BSAP) program has no licensure examination	7.5%	
	PI 2. Percentage of graduates (2 years prior) that are employed *		Dept. Head & Faculty	N/A							First batch of the BSAP program started last 1st Semester, A.Y. 2021-2022	2.5%	
	PI 3. Percentage of undergraduate student population enrolled in CHED-identified and RDC-identified priority programs *		Dept. Head & Faculty	100%							The BSAP program was only recently offered last 1st Semester, A.Y. 2021-2022	2.5%	
	PI 4. Percentage of undergraduate programs with accreditations *		Dept. Head & Faculty	N/A							The BSAP program was only recently offered last 1st Semester, A.Y. 2021-2022	2.5%	

20%

	PI 5: Total FTE, coordinated, implemented and monitored *	Dept. Head & Faculty	500	60.8%	304	5.0	5.0	5.0	5.00	1st Semester. AY 2021-2022	20%
	PI 8: Number of students advised: *	Dept. Head & Faculty								BS Applied Physics students are still first year.	
	On thesis/ field practice/special problem		N/A								1%
	No. of approved manuscript submitted within prescribed period		N/A								1%
	On consultation		50	206.00%	103	5.0	5.0	4.0	4.67		0.5%
	PI 9: Number of student organizations advised/ assisted *	Dept. Head & Faculty									
	Student organizations advised		2	50.00%	1	4.0	4.0	4.0	4.00	BSAP student organization is not yet recognized by USSO	1.25%
	Student organizations assisted on student related activities		2	50.00%	1	4.0	4.0	4.0	4.00	BSAP student organization is not yet recognized by USSO	1.25%
	PI 10: Number of instructional materials developed *	Dept. Head & Faculty									10%
	On-line ready courseware	Dept. Head & Faculty	15	53.33%	8	5.0	5.0	4.0	4.67		
	Flexible instructional materials	Dept. Head & Faculty	15	200.00%	30	5.0	5.0	4.0	4.67		
	Assessment tools	Dept. Head & Faculty	5	220.00%	11	5.0	5.0	5.0	5.00		
	PI 10: Number of virtual classrooms created and operationalized	Dept. Head & Faculty	15	100.00%	15	5.0	5.0	5.0	5.00		
	PI 11: Additional Outputs	Dept. Head & Faculty									
	Number of OBE course syllabi prepared and approved for use	All faculty	15	66.67%	10	5.0	4.0	4.0	4.33	1st Semester. AY 2021-2022	
	No. of TOS prepared and approved	All faculty									
MFO 3	RESEARCH SERVICES (10%)										
	PI 1. Number of research outputs in the last three (3) years utilized by the industry or by other beneficiaries *	Dept. Head & Faculty	0								2%
	PI 2. Number of research outputs completed within the year *	Dept. Head & Faculty	0								2%
	PI 3. Percentage of research outputs published in internationally-referred or CHED recognized journal within the year (2%) *	Dept. Head & Faculty	0								
	In refereed int'l journals		0								1.50%
	In refereed nat'l/regional journals		0								0.50%
	PI 4. Number of research outputs presented in regional/national/ int'l fora/conferences *	Dept. Head & Faculty									
	In int'l fora/conferences		0								1.50%
	In nat'l/regional fora/conferences		0								0.50%


	PI 5. Percent of research proposals approved *	Dept. Head & Faculty	50%	200.00%	100%	5.0	5.0	5.0	5.00	Adapting to New Normal in Education: Acurriculum Modification Design Using Blended Learning Model, Submitted to NRCP (JLL Cagande - Co Study Leader)	0.5%
	PI 6. Additional outputs*	Dept. Head & Faculty									
	No. of research proposals submitted	Dept. Head & Faculty	1	100.00%	1	5.0	5.0	5.0	5.00	Adapting to New Normal in Education: Acurriculum Modification Design Using Blended Learning Model, Submitted to NRCP (JLL Cagande - Co Study Leader)	
	No. of research-related awards (research conducted by faculty or student w/ faculty)		0								1.50%
MFO 4	EXTENSION SERVICES (10%)										
	PI 1. Number of active partnerships with LGUs, industries, NGOs, NGAs, SMEs, and other stakeholders as a result of extension activities *	Dept. Head & Faculty	0								2.0%
	PI 2. Number of trainees weighted by the length of training *	Dept. Head & Faculty	0								2%
	PI 3. Number of extension programs organized and supported consistent with the SUC's mandated and priority	Dept. Head & Faculty	0								2%
	PI 4. Percentage of beneficiaries who rated the training course/s and advisory services as satisfactory or higher in terms of quality and relevance*	Dept. Head & Faculty	75%								1%
	PI 5. Number of technical/expert services *	Dept. Head & Faculty									1%
	Research Mentoring		0								
	Peer reviewers/Panelists		0								
	Resource Persons		0								
	Convenor/Organizer		0								
	Consultancy		0								
	Evaluator		0								
	PI 8. Percent of extension proposals approved *	Dept. Head & Faculty	0								0.5%
	PI 11. Additional outputs *	Dept. Head & Faculty									
	No. of extension-related awards (extrn. conducted by faculty or student & faculty) *		0								1.5%
	No. of extension proposal submitted for approval and funding		0								


10%


10%


[illegible]

	Number of faculty/staff awards/honors received related to operations support		0								0.25%
	OVPI MFO 4. Program and Institutional Accreditation Services										
	PI 8. Compliance to all requirements thru the established/adequate implementation, maintenance and improvement of the QMS of the core processes of the College/department under ISO 9001:2015*	Dept. Head & Faculty	All requirements are complied	100.00%		5.0	5.0	5.0	5.00		2.50%
MFO 6	General Admin. & Support Services (GASS)										
	PI 1. Submission of College/Department PPMP for the following year within deadline as prescribed by BAC*	Dept. Head & Clerk	On time submission of PPMPs	100.00%	On time submission of PPMPs	5.0	5.0	5.0	5.00		1%
	PI 2. Zero percent complaint from clients served	Dept. Head & all faculty & staff	0% complaint	100.00%	0% complaint	5.0	5.0	5.0	5.00		2%
	PI 3. Number of coaching sessions among faculty & staff**	Dept. Head	1	100.00%	1	5.0	5.0	5.0	5.00		
	PI 4. Number of planning sessions, tracking and monitoring of targets, etc. conducted to ensure attainment of department targets**	Dept. Head	2	100.00%	2	5.0	5.0	5.0	5.00		
	PI 5. Number of monthly/special faculty & staff meetings conducted**	Dept. Head	6	133.33%	8	5.0	5.0	5.0	5.00		
	PI 6. Response to NCs and CARS issuances	Dept. Head & all faculty & staff									
	Percentage of NCs received and acted	Dept. Head	All requirements are complied	100.00%						dDRC date of appointment and submission course syllabi	
	Percentage of CARs received and acted	Dept. Head	0%								
	PI 7: Additional Outputs	Dept. Head & all faculty & staff									
	Number of Best practices/new initiatives in academic units' management replicated/benchmarked by other depts/agencies *	Dept. Head & all faculty & staff	0								2%
						5	4.9	4.7	4.8		
Total Over-all Rating						96.330					
Average Rating						4.820					
Adjectival Rating						Outstanding					

Received by: 
DILBERTO O. FERRAREN
 Planning Office
 Date: 8 Feb 2022

Calibrated by: 
DANIEL LESLIE S. TAN
 Chairman, PMT
 Date: 1/21/22

Recommending Approval: 
BEATRIZ S. BELONIAS
 Vice Pres. for Academic Affairs
 Date: 1/28/22

Approved: 
EDGARDO E. TULIN
 President
 Date: 2/7/22

* To indicate in the remarks column the details of the targetted outputs for easy review and calibration.

** No percentage weight for ranking purposes since these are activities only expected to be performed at the department level