



Department of Teacher Education
COLLEGE OF EDUCATION
VISAYAS STATE UNIVERSITY

OFFICE PERFORMANCE COMMITMENT & REVIEW (OPCR)

I, JOEL Q. MABALHIN, Head of the Department of Teacher Education, commits to deliver and agree to be rated on the attainment of the following accomplishments in accordance with the indicated measures for the period July- December, 2020.

JOEL Q. MABALHIN


Department Head

Date: 01-12-2021

BAYRON S. BARREDO

College Dean

Date: 1-12-2021



INFORMATION ON PERSONNEL FULL-TIME TEACHING EQUIVALENT (FTE):

Total FTE (1x2.

RDE Commitments***

Personnel	Number (1)	Min. FTE (2)	Research	Publication	Extension
Department Head	1	4	4.0	0.0	0
Faculty w/ Univ. Designated Position	1	2.5	2.5	0.0	0
Regular Faculty (VSL)	3	12	36.0	1.0	1
Regular Faculty (LS)	11	18	198.0	0.0	0
Part time Faculty	8	Actual	0.0	0.0	0
Admin Staff Members	1	0	0.0	0	1

Rating Equivalents:
5 - Outstanding
4 - Very Satisfactory
3 - Satisfactory
2 - Fair
1 - Poor

Note:

* On vacation-sick-leave status. Ratio of Instruction and RDE commitments should determined based on FTE of 18 units

**** On Teacher's Leave status. Minimum FTE required is 18 units**

*** Professors and Associate Professors are required to commit RDE outputs (Please Performance Indicators under Research (*UMFO 3*) and extension (*UMFO 4*))

[illegible]


[illegible]

[illegible]


[illegible]

	PI 4: Number of seminars/trainings/ conventions/workshops coordinated outside of the university *	Dept. Head & Faculty	1										0.25%
	PI 5: Percentage of faculty rated by students with at least very satisfactory rating in 50% of the subjects evaluated *	Dept. Head & Faculty	80%										0.75%
	PI 6 : Number of in-house seminars/trainings/ workshops/reviews conducted *	Dept. Head & Faculty	1										0.25%
	PI 7 : Additional outputs *	Dept. Head & Faculty											
	Number of faculty/staff awards/honors received related to operations support												0.25%
	OVPI MFO 4. Program and Institutional Accreditation Services												
	PI 8.Compliance to all requirements thru the established/adequate implementation, maintenance and improvement of the QMS of the core processes of the College/department under ISO 9001:2015*	Dept. Head & Faculty	75%									Zero non-conformity (No NC)	2.50%
MFO 6 General Admin. & Support Services (GASS)													
	PI 1. Submission of College/Department PPMP for the following year within deadline as prescribed by BAC*	Dept. Head	80%										1%
	PI 2. Zero percent complaint from clients served	Dept. Head & all faculty & staff	0%										2%
	PI 3. Number of coaching sessions among faculty & staff**	Dept. Head	3										
	PI 4. Number of planning sessions, tracking and monitoring of targets, etc. conducted to ensure attainment of department targets**	Dept. Head	2										
	PI 5. Number of monthly/special faculty & staff meetings conducted**	Dept. Head	1										
	PI 3: Additional Outputs	Dept. Head & all faculty & staff											
	Number of Best practices/new initiatives in academic units' management replicated/benchmarked by other depts/agencies *		1										2%
							4.8	4.7	4.4	4.4			
Total Over-all Rating													
Average Rating						55.96%			4.600				
Adjectival Rating									Outstanding				


Received by:


DANIEL LESLIE S. TAN
Director for Planning and Infrastructure
Project Development and Monitoring
Date: FEB 26 2021


Calibrated by:


REMBERTO A. PATINDOL
Chairman, PMT
Date: 2/24/21

Recommending Approval:


BEATRIZ S. BELONIAS
Vice Pres. for Academic Affairs
Date: 2/24/21

Approved:


EDGARDO E. TULIN
President
Date: _____

- * To indicate in the remarks column the details of the targetted outputs for easy review and calibration.
- ** No percentage weight for ranking purposes since these are activities only expected to be performed at the department level

