



Department of Statistics  
COLLEGE OF ARTS AND SCIENCES  
VISAYAS STATE UNIVERSITY

### OFFICE PERFORMANCE COMMITMENT & REVIEW (OPCR)

I, Paulo G. Batidor, Head of the Department of Statistics, commits to deliver and agree to be rated on the attainment of the following accomplishments in accordance with the indicated measures for the period January - June 2023.

Date: July 14, 2023

Date: July 14, 2023

14 JUL 2023  
4.1

INFORMATION ON PERSONNEL FULL-TIME TEACHING EQUIVALENT (FTE):

Total FTE (1x2;

RDE Commitments\*\*\*

Personnel	Number (1)	Min. FTE (2)	Research	Publication	Extension	
Department Head	1	8	8.0			
Faculty w/ Univ. Designated Position	0	2.5	0.0			
Regular Faculty (VSL)*	0	12	0.0			
Regular Faculty (TLS)*	3	18	54.0	0	1	0
Part time Faculty	2	0	0.0			
Admin Staff Members	2	0	0.0			
			62.0	0	1	0

Rating Equivalents:

Rating Equivalents:  
5 - Outstanding  
4 - Very Satisfactory  
3 - Satisfactory  
2 - Fair  
1 - Poor

Note: \* On vacation-sick-leave status. Ratio of Instruction and RDE commitments should be determined based on FTE of 18 units

\*\* On Teacher's Leave status. Minimum FTE required is 18 units

\*\*\* Professors and Associate Professors are required to commit RDE outputs (Please Performance Indicators under Research (*UMFO 3*) and extension (*UMFO 4*))

[illegible]

	b.	actively pursuing in the last three (3) years (investigative research, basic and applied scientific research, policy research social science research)											
	c.	producing technologies for commercialization or livelihood improvement											
	d.	whose research resulted in an extension program											
<b>OVPA MFO 2. Graduate Student Management Services</b>													
<b>PI 1:</b> Percentage of graduate students enrolled in research degree programs *													2%
<b>PI 2:</b> Percentage of accredited graduate programs *													2%
<b>PI 3:</b> Number of graduate degree specializations offered and monitored *													2%
<b>PI 4:</b> Total FTE coordinated, implemented & monitored*													2%
<b>PI 5:</b> Percentage increase in number of graduate students enrolled *													2%
<b>PI 6:</b> Percentage increase in number of students who graduated within prescribed period *													2%
<b>PI 7:</b> Number of graduate students awarded with honors/distinction *													2%
<b>PI 8:</b> Number of graduate students advised *				NEMilla PGBatidor	3	5	NEMilla -3 PGBatidor-2	5	5	5	5.00		2%
<b>PI 9:</b> Number of instructional materials developed *													
On-line ready courseware													
Flexible instructional materials													
Assessment tools													
<b>PI 10:</b> Number of virtual classrooms created and operationalized													
<b>PI 11:</b> Additional Outputs													

20%



	Number of PhD dissertation proposals reviewed for appropriateness of the statistical design		NEMilla	2	3	The proposals of (1) Ms. Sheena Lubrio, (2) Francis Largo, and (3) Angelo Francis Atole	5	5	5	5.00		
<b>MFO 2</b>	<b>HIGHER EDUCATION SERVICES (50%)</b>											
	<b>PI 1.</b> Percentage of first time licensure exam takers that pass the licensure exams *		Dept. Head & Faculty	NA							There is no licensure examination for BSS	7.5%
	<b>PI 2.</b> Percentage of graduates (2 years prior) that are employed *		Dept. Head & Faculty	NA							No BSS graduates 2 years prior due to the transition of graduates	2.5%
	<b>PI 3.</b> Percentage of undergraduate student population enrolled in CHED-identified and RDC-identified priority programs *		Dept. Head & Faculty	100	100		5	5	5	5.00	BSS curriculum is CHED-identified priority program	2.5%
	<b>PI 4.</b> Percentage of undergraduate programs with accreditations *		Dept. Head & Faculty	100	100		5	5	5	5.00	AACUP Level I for BSS prog	2.5%
	<b>PI 5:</b> Total FTE, coordinated, implemented and monitored *		All Faculty	134	208.00	1st Sem - 103.85 2nd Sem - 104.15	5	5	5	5.00		20%
	Number of grade sheets submitted within prescribed period			17	30	1st Sem AY 22-23 - 29 2nd Sem AY 22-23 - 1	5	5	5	5.00		
	Number of INC forms with grade submitted within prescribed period			9	27		5	5	5	5.00		
	Number of trainings attended related to instruction			4	3.0	TAPHEP, ITP Workshop I, and Guidelines of Scientific Publication Award	5	5	5	5.00		
	Number of long examinations administered and			62	63.0		5	5	5	5.00		
	Number of quizzes administered and checked			48	45.0		5	5	5	5.00		
	Number of lab reports and problems sets checked			67	80.0		5	5	5	5.00		
	<b>PI 6:</b> Percentage increase in number of students who graduated within prescribed period *											2%
	<b>PI 7:</b> Number of graduate students awarded with honors/distinction *											2%
	<b>PI 8:</b> Number of students advised: *											
	<i>On thesis/ field practice/special problem</i>		Dept. Head & Faculty	18	18		5	5	5	5.00	BSS-4 students	1%

[illegible]





	<b>PI 6. Additional outputs*</b>											
	No. of research-related awards (research conducted by faculty or student w/ faculty)											1.50%
<b>MFO 4</b>	<b>EXTENSION SERVICES (10%)</b>											
	<b>PI 1.</b> Number of active partnerships with LGUs, industries, NGOs, NGAs, SMEs, and other stakeholders as a result of extension activities *	Dept. Head & Faculty	1	1		5	5	5	5.00	Partnership with Uhasselt		2.0%
	<b>PI 2.</b> Number of trainees weighted by the length of training *											2%
	<b>PI 3.</b> Number of extension programs organized and supported											2%
	<b>PI 4.</b> Percentage of beneficiaries who rated the training course/s and advisory services as satisfactory or higher in terms of quality and relevance*											1%
	<b>PI 5.</b> Number of technical/expert services *											1%
	Research Mentoring											
	Peer reviewers/Panelists											
	Resource Persons	PGBatidor	1	5	NEMilla - 4, PGBatidor-1	5	5	5	5.00			
	Convenor/Organizer											
	Consultancy	NEMilla	4	5		5	5	5	5.00			
	Evaluator	NEMilla	2	2	ELGongzaga -1, SCGGodinez-1	5	5	5	5.00			
	<b>PI 8.</b> Percent of extension proposals approved *											0.5%
	<b>PI 11.</b> Additional outputs *											
	No. of extension-related awards (extrn. conducted by faculty or student & faculty) *											1.5%
<b>MFO 5</b>	<b>Support to Operations</b>											
	<b>OVPI MFO 1. Faculty Development Services</b>											
	<b>PI 1:</b> Number of faculty pursuing advanced research degree programs (PhD) facilitated, monitored and assisted *	MASEPalen ELGonzaga	2	1		5	5	5	5.00	Mr. Virgelio M. Alao		0.625%
	<b>OVPI MFO 2. Faculty Recruitment/Hiring Services</b>											
	<b>PI 2:</b> Number of faculty recruited/hired based on needed competencies and aligned with ISO standards *	DepStat Personnel Committee	2	1		5	5	5	5.00	Ms. Sweet Charish G. Godinez		0.125%


10%

10%

	PI 7 : Additional outputs *											0.25%
	to operations support											
	Number of seminars/webinars attended	All Regular	4	3		5	5	5	5.00			
	<b>OVPI MFO 4. Program and Institutional Accreditation Services</b>											
	PI 8. Compliance to all requirements thru the established/adequate implementation, maintenance and improvement of the QMS of the core processes of the College/department under ISO 9001:2015*	Dept. Head & Faculty	Zero non-conformity (No NC)	Zero non-conformity (No NC)		5	5	5	5.00			2.50%
	<b>MFO 6 General Admin. &amp; Support Services (GASS)</b>											
	PI 1. Submission of College/Department PPMP for the following year within deadline as prescribed by BAC*	Dept. Head & Staff	1	-								1%
	PI 2. Zero percent complaint from clients served	Dept. Head, all	0%	0%		5	5	5	5.00			2%
	PI 3. Number of coaching sessions among faculty & staff**	Dept. Head	1	-								
	PI 4. Number of planning sessions, tracking and monitoring of targets, etc. conducted to ensure attainment of department targets**	Dept. Head	1	1		5	5	5	5.00			
	PI 5. Number of monthly/special faculty & staff meetings	Dept. Head	8	7		5	5	5	5.00			
	PI 3: Additional Outputs											
	Number of Best practices/new initiatives in academic units'											2%
Total Over-all Rating						155.000						
Average Rating						5.00%						
Adjectival Rating						0						

Received by:  
  
**TONI MARC L. DARGANTES**  
 Planning Office  
 Date: JUL 14 2023

Calibrated by:  
  
**DANIEL LESLIE S. TAN**  
 Chairman, PMT  
 Date: JUL 14 2023

Approved:  
  
**EDGARDO E. TULIN**  
 President  
 Date: JUL 19, 2023

- \* To indicate in the remarks column the details of the targetted outputs for easy review and calibration.  
 \*\* No percentage weight for ranking purposes since these are activities only expected to be performed at the department level