


Visayas State University  
**INSTRUCTION**  
 Visca, Baybay City, Leyte

**OFFICE PERFORMANCE COMMITMENT & REVIEW (OPCR)**

I, **EUGENE B. LAÑADA**, Dean of the College of Veterinary Medicine, commits to deliver and agree to be rated on the attainment of the following targets in accordance with the indicated measures for the period July to December 2017.

  
**EUGENE B. LAÑADA**  
 Head of Unit

Approved:   
**BEATRIZ S. BELONIAS**  
 Vice President for Instruction  
 Date:

MFO No.	MFO Descrip-tion	Success/Performance Indicator (PI)	Units/Persons Responsible	Target	Actual Accom- plishment	Rating				Remark
						Quality	Efficiency	Timeliness	Average	
Higher Education Services										
MFO 1. Curriculum Program Management Services										
	PI 1: Total FTE monitored	CVM	233.75	301.53	5	5	5	5.00		
	PI 2: Number of existing curriculum proposal subjected to evaluation and compliant to	OVPI	1	1	5	5	5	5.00		
	PI 3: Percentage of Curricular Programs Accredited by AACUP	UAC	100%	100%	5	5	5	5.00		
	PI 4: Percentage increase in number of undergraduate students enrolled	Registrar	5%	13%	5	5	4	4.67		
	PI 5: No. of graduatess	Registrar	15	24	4	5	5	4.67		
	PI 6: Percentage passing of students in licensure board examination	PRC, CVM	25.25%	64.29%	4	5	5	4.67		
	PI 7: Number of Academe/Industry Linkage established	CVM	3	10	5	5	5	5.00		
	PI 8: No. of teaching materials produced, updated or revised	CVM	10	10	5	4	5	4.67		
	PI 9: No. of thesis manuscript reviewed and assisted	CVM	15	15	5	5	5	5.00		

	PI 10. Approved Manuscript submitted within the prescribed period	CVM	15	24	4	5	5	4.67	
	PI 11. Approved field practice report submitted within the prescribed period	CVM	15	20	4	5	5	4.67	
	PI 12. Number of students sent for internship	CVM	30	35	5	5	5	5.00	
<b>MFO 2. Student Management Services</b>									
	PI 1: Number of students awarded with scholarship/fellowship/grants /assistantships	USSO	8	8	4	5	5	4.67	
	PI 2: Number of undergraduate students awarded with honors/distinction	USSO	43	43	4	5	5	4.67	
<b>MFO 3. Research Services</b>									
	PI 1. Number of published papers in internationally indexed journals	CVM	1	2	5	5	5	5.00	
	PI 2. Number of research papers reviewed for publication in a refereed journal	ATR	1	2	5	5	5	5.00	
	PI 3. Number of research outputs presented in regional/national/ int'l fora/conferences								
	<i>In int'l fora/conferences</i>		1	1	4	5	5	4.67	
	<i>In nat'l fora/conferences</i>		1	2	4	4	5	4.33	
	<i>In reg'l fora/conferences</i>		1	1	5	5	5	5.00	
	<i>In institutional fora/conferences</i>				4	5	5	4.67	
	PI 4. Number of research projects conducted and/or completed on schedule		5	6	5	5	5	5.00	
	PI 5. Number of research proposals submitted		1	1	5	5	5	5.00	
	PI 6. Amount of research money generated from external funding (Thousand PHP)		PhP 1M	1.5M	5	5	5	5.00	
	PI 7. Amount of research money generated from institutional funding (Thousand PHP)		PhP140,000	PhP300,000	5	5	5	5.00	
	PI 8. No. of research-related awards (research conducted by faculty or student w/ faculty)		1	1	5	5	5	5.00	
<b>MFO 4. Extension Services</b>									
	PI 1. Number of persons trained		300	500	5	4	5	4.67	
	PI 2. Number of beneficiaries served		500	550	5	5	4	4.67	
	PI 3. Technical/ Expert services		30	35	5	5	5	5.00	
	PI 4. Commodity teams		2	2	5	5	5	5.00	




	PI 5. Resource person		2	2	5	5	5	5.00	
	PI 6. Convenor/organizer		2	1	5	5	5	5.00	
	PI 7. Number of extension projects conducted		2	2	5	5	4	4.67	
	PI 8. Number of samples examined/analyzed		10	50	5	5	5	5.00	
	PI 9. Number of linkages/ partnerships forged		5	20	5	5	4	4.67	
<b>Support to Operations (STO)</b>									
<b>MFO 1. Faculty Development Services</b>									
	PI 1: Number of faculty pursuing advanced degree programs facilitated, monitored and assisted	OVPI, ODAHRD, SFAC	0	1	5	5	5	5.00	
<b>MFO 2. Faculty Recruitment/Hiring Services</b>									
	PI 1: Number of faculty recruited/hired aligned with ISO standards	OVPI, ODAHRD, APB	1	4	4	5	4	4.33	
<b>MFO 3. Faculty Evaluation Services</b>									
	PI 1: Percentage of faculty rated by students with at least very satisfactory rating in 50% of the subjects evaluated	OVPI	100%	100%	5	4	5	4.67	
<b>MFO 4. Admission &amp; Registration Services</b>									
	PI 1: Number of students enrolled and validated within scheduled regular registration period	CVM	350	349	4	5	5	4.67	
<b>MFO 5. Guidance and Counselling &amp; Support to Students Services</b>									
	PI 1. Number of organizations advised	Faculty advisers, USSO	4	4	5	4	4	4.33	
	PI 2: Number of guidance activities conducted	Faculty advisers, USSO	10	10	5	5	5	5.00	
	PI 3: Number of students who have availed of guidance and counselling services	Faculty advisers, USSO	30	30	5	4	5	4.67	
	PI 4: Percentage of students awarded scholarship and grants	USSO	8	10	5	5	5	5.00	
<b>MFO 6. Program and Institutional Accreditation Services</b>									
	PI 1: Number of degree programs which passed accreditation/evaluation at least Level 1	QAC	1	1	5	5	5	5.00	
	PI 2: Degree program compliant with CHED	CVM	1	1	5	5	5	5.00	
<b>General Administration and Support Services (GASS)</b>									
<b>MFO 1. Administrative and Facilitative Services</b>									
	PI 1: Number of management meetings conducted	CVM	50	60	4	4	5	4.33	
	PI 2: Number of documents signed and approved	CVM	100	350	5	4	5	4.67	

	PI 3: Number of university committees/ boards/council chaired & coordinated	CVM Dean	1	2	4	4	5	4.33	
	PI 4: Percentage of newly hired faculty oriented with university policies and procedures	OVPI, ODAHRD, PRPEO	100%	100%	5	5	5	5.00	
	PI 5: Percentage of faculty evaluated by their students	OVPI, PRPEO, Department, Admin Staff	100%	100%	5	5	5	5.00	
	PI 6 . Forged linkage outside of the university	OP, CVM	1	2	5	5	5	5.00	
	PI 7. No. of photocopying/ Mimeographing services served upon request	CVM	500	800	4	5	4	4.33	
	PI 8. No. of utility and repair and maintenance services conducted	CVM	30	58	5	4	5	4.67	
	PI 9. No. of emergency purchase of supplies and materials conducted	CVM	35	53	5	4	5	4.67	
	PI 10. No. of chemicals and glass- wares released on time	CVM	10,000	17000	4	5	5	4.67	
	PI 11. No. of laboratory equipment acted and released on time	CVM	25	35	5	5	5	5.00	
	PI 12. No. of laboratory analyses conducted	CVM	5	10	5	5	5	5.00	
	PI 13. No. of progress report submitted	CVM	1	2	5	5	5	5.00	
	PI 14. No of documents acted on time	CVM	1,200	1800	5	4	5	4.67	
	PI 15. No. of documents released on time	CVM	150	250	5	4	5	4.67	
<b>MFO 2. Frontline Services</b>									
	PI 1. Efficient and customer-frienly frontline service	Zero percent complaint from clients served	0	0.00	4	4	4	4.00	
Total Over-all Rating								<b>47.05</b>	
Average Rating								<b>4.70</b>	
Adjectival Rating					<b>OUTSTANDING</b>				

Received by:

\_\_\_\_\_  
Planning Officer  
Date: \_\_\_\_\_


Calibrated by:

  
**REMBERTO A. PATINDOL**  
Chairman, PMT  
Date: \_\_\_\_\_

Recommending Approval:

  
**BEATRIZ S. BELONIAS**  
Vice Pres. for Instruction  
Date: \_\_\_\_\_

Approved:

  
**EDGARDO E. TULIN**  
Resident  
Date: \_\_\_\_\_