

OFFICE PERFORMANCE COMMITMENT & REVIEW FORM (OPCR)

I, FELICIANO G. SINON, Head of the National Abaca Research Center commits to deliver and agree to be rated on the attainment of the following targets in accordance with the indicated measures for the period January 2017 to June 2017.

FELICIANO G. SINON  
Head of Unit  
Date: June, 2016

REMBERTO A. PATINDOL  
Chairman, PMT

Approved:

EDGARDO E. TULIN  
President

MFOs/PAPs	Success Indicators	Target	Actual Accomplishment	Unit/Persons Responsible	Rating				Remarks
					Q1	E2	T3	A4	
MFO1: Advanced and Higher Educ. Services	PI1: Full-Time Equivalent (FTE)	30	39.65	NARC Core staff	4	4	4	4.00	
	PI2: Student advising and consultation services								
	- No. of hours spent on student consultation	50	150	NARC Core staff	5	4	4	4.33	
	- No. of student research advisory per semester	4	1 Graduate Student 6 Undergrad. Students 7 total students	NARC Core staff	5	4	4	4.33	
	- No. of student research advisory committee	2	14	NARC Core staff	5	4	4	4.33	
	- No. of student organizations advised	-	1 organization 175 student members	NARC Core staff	5	5	4	4.67	



"Exhibit A"


**OFFICE PERFORMANCE COMMITMENT & REVIEW FORM (OPCR)**

I, **FELICIANO G. SINON**, Head of the National Abaca Research Center commits to deliver and agree to be rated on the attainment of the following targets in accordance with the indicated measures for the period January 2016 to June 2016.

**REMBERTO A. PATINDOL**  
Chairman, PMT

Approved:

**EDGARDO E. TULIN**  
President

  
**FELICIANO G. SINON**  
Head of Unit  
Date: June 30, 2016

MFOs/PAPs	Success Indicators	Target	Actual Accomplishment	Unit/Persons Responsible	Rating				Remarks
					Q <sup>1</sup>	E <sup>2</sup>	T <sup>3</sup>	A <sup>4</sup>	
<b>MFO2: Research Services</b>									
Number of Outputs Published in CHED accredited journals/ internationally indexed journals	<b>PI1: Number of publications</b> – In Referred Journals	3	-	NARC staff	2	2	2	2.00	Others on process reported from last year OPCR
Research projects/ studies completed in the last 3 years	– % of Research completed within the prescribed period – % of Research outputs presented	100% 100%	100% 100%	NARC staff	3 3	3 3	4 4	3.33 3.33	



MFOs/PAPs	Success Indicators	Target	Actual Accomplishment	Unit/Persons Responsible	Rating				Remarks
					Q <sup>1</sup>	E <sup>2</sup>	T <sup>3</sup>	A <sup>4</sup>	
Number of Outputs Presented in Regional/National/International Fora /Conferences	<b>PI2:</b> Number of papers presented	4	1 National 2 Local/Institutional 3 Total	NARC staff	3	4	4	3.67	See attachment table
	Number of trainings/seminars/workshop attended/participated		1 International 4 National 1 Regional 6 Local/ Institutional 12 Total	NARC staff	5	4	5	4.67	See attachment
	<b>PI3:</b> Number of Awards received			NARC staff					
Technologies Generated	<b>PI1:</b> Number of techno. generated			NARC staff					
	– Number of techno. patented			NARC staff					
	– Number of new adopters (Agency/coop/NGO)		2 LGU 1 NGO	NARC staff	5	4	4	3.67	
MFO3: Extension Services	<b>PI1:</b> Number of trainings conducted/Facilitated	4	1 - Training on Abaca Production, Pest and Disease ..... 8 as RPs (Trms on abaca) 9 Total	NARC staff	5	5	4	4.67	As Resource Person (RP) during requested trainings on abaca Please refer attachment table
	– Number of IEC mats./technoguides developed/distributed	50	367	NARC staff	5	4	5	4.67	See attached table
	<b>PI2:</b> Number of beneficiaries served								
Trainings conducted	– Groups/Institutions		56	NARC staff	5	5	4	4.67	



MFOs/PAPs	Success Indicators	Target	Actual Accomplishment	Unit/Persons Responsible	Rating				Remarks
					Q <sup>1</sup>	E <sup>2</sup>	T <sup>3</sup>	A <sup>4</sup>	
MFO3: Income Generating Project (IGP) Services	– Individuals	250	387	NARC staff	5	4	4	4.33	See Attached table
	Income from commercialized techno.								
	– Abaca Processing machines	350,000	560,000.00	NARC staff	5	4	5	4.67	See attached table
	– Disease-free planting materials	200,000	738,385.00	NARC staff	5	4	4	4.33	Gross income See attached table
MFO4: Research & Extension Admin. & Support Services									
	Efficient & customer friendly frontline service								
Admin. & financial documents preparation/facilitation	No. of clients served	250	1,354	NARC staff	5	4	5	4.67	
	90% of documents prepared/processed/ released within the day approved by the director (error-free documents)		90%	NARC Admin. staff	3	4	4	3.67	
	No. of prepared/ processed/approved documents	500	1,500	NARC Admin. staff	5	5	4	4.67	
	No. of mtgs., planning-workshop conducted	6	54	NARC staff	5	4	4	4.33	
Official meetings/ planning-workshop organized/ coordinated/ facilitated	100% of mtg./planning-workshops successfully undertaken	100%	100%	NARC staff	3	4	4	3.67	
	No. of reports prepared & submitted on-time (annual/quarterly/other documentation reports)	12	200	NARC Admin. staff	5	4	4	4.33	



MFOs/PAPs	Success Indicators	Target	Actual Accomplishment	Unit/Persons Responsible	Rating				Remarks
					Q <sup>1</sup>	E <sup>2</sup>	T <sup>3</sup>	A <sup>4</sup>	
Research and Extension activities	No. of research proposal developed and approved	2	5 submitted 1 DA-PIU (Biotech) 2 ATI-RTC8 1 DA-BAR 1 VSU 5 Total	NARC staff	5	4	4	4.33	Externally-funded and VSU Funded
	- Total amount generated outside VSU funding		42,000.00 (Approved) 8,451,791.00 (Under review)	NARC staff	5	5	4	4.67	See attachment
	- No. of projects/ studies conducted		15		5	5	4	4.67	
	- New research								
	- Externally funded research (ongoing)	8	6	NARC staff	3	4	4	3.67	
	- Completed research		2 (100%)						
	Number of Newly acquired equipment outside VSU		3 units of field equip	NARC Staff	4	4	4	4.00	RAYRAY Funding
	Total amount of newly acquired equipment outside VSU		Php 45,900.00 of field equip	NARC Staff	4	4	5	4.33	RAYRAY Funding




Total Over-all						
Rating						
Average Rating						3.96
Adjectival Rating					Very Satisfactory	


Received by:


Calibrated by:

Recommending Approval:

Approved by:

  
REMBERTO A. PATINDOL  
PMT

  
OTHELLO B. CAPUNO  
Vice President

  
EDGARDO E. TULIN  
President

Date: \_\_\_\_\_

Date: \_\_\_\_\_

Date: \_\_\_\_\_

Date: \_\_\_\_\_

- 1 - quality
- 2 - Efficiency
- 3 - Timeliness
- 4 - Average

**NOTE: Summary of NARC Staff:**

Number of personnel with Academic Rank - 6  
Number of contractual/casual (SRAs/Aide/Lab. technician) - 4  
Number of administrative personnel (permanent & casual) - 5  
Number of laborers (contractual & permanent; JO excluded) - 0