



OFFICE PERFORMANCE COMMITMENT & REVIEW (OPCR)


I, Santiago T. Peña, Jr., Dean of the College of Veterinary Medicine, commits to deliver and agree to be rated on the attainment of the following targets in accordance with the indicated measures for the period January - June 2022.

SANTIAGO T. PEÑA, JR.
College Dean

Date: _____

BEATRIZ S. BELONIAS
Vice President for Acad. Affairs

Date: 7-24-22



INFORMATION ON PERSONNEL FULL-TIME TEACHING EQUIVALENT (FTE):

Personnel	Number (1)	Min. FTE (2)	Total FTE (1x2)	RDE Commitments***		
				Research	Publication	Extension
Department Head	0	0	0.0	0.0	0	0
Faculty w/ Univ. Designated Position	0	0	0.0	0.0	0	0
Regular Faculty (VSL)*	0	0	0.0	0.0	0	0
Regular Faculty (ILS)*	0	0	0.0	0.0	0	0
Part time Faculty	0	0	0.0	0.0	0	0
Admin Staff Members	0	0	0.0	0.0	0	0
TOTAL:				0.0	0	0

Rating Equivalents:
5 - Outstanding
4 - Very Satisfactory
3 - Satisfactory
2 - Fair
1 - Poor

Note: * On vacation-sick-leave status. Ratio of Instruction and RDE commitments should be determined based on FTE of 18 units
** On Teacher's Leave status. Minimum FTE required is 18 units
*** Professors and Associate Professors are required to commit RDE outputs (Please Performance Indicators under Research (UMFO 3) and extension (UMFO 4))

MFO No.	Success/Performance Indicator (PI)	Units/ Persons Responsible	Consolidated Targets of all acad. departments*	Actual Accomplishments		Rating				Remark (Details of the targetted output indicators with **)	% weight
				% Accomplishment as of June 2022	Details of Accomplishments	Quality	Efficiency	Timeliness	Average		
MFO 2	HIGHER EDUCATION SERVICES (50%)										
	PI 1. Percentage of first time licensure exam takers that pass the licensure exams *	CVM	61%	46.67%		5	5	5	5.00		
	PI 2. Percentage of graduates (2 years prior) that are employed *	CVM	82.08%	84.00%		5	5	5	5.00	2019-2021 performance	
	PI 3. Percentage of undergraduate student population enrolled in CHED-identified and RDC-identified priority programs *	CVM	86%	100%		5	5	5	5.00		
	PI 4. Percentage of undergraduate programs with accreditations *	CVM	100%	100%		5	5	5	5.00		
	PI 5: Total FTE, coordinated, implemented and monitored *	CVM	100%	100%		5	5	5	5.00		
	PI 8: Number of students advised: *										
	On thesis/ field practice/special problem	CVM	20	20		5	5	5	5.00		

	No. of approved manuscript submitted within prescribed period		CVM	20	39		5	5	5	5.00		
	On consultation		CVM	200	-		4	5	5	4.67		
	PI 9: Number of student organizations advised/assisted *											
	Student organizations advised		CVM	3	3		5	5	4	4.67	CVM-CSSC, VKV-VLV, Builders	
	Student organizations assisted on student related activities		CVM	3	3		5	5	5	5.00		
	PI 10: Number of instructional materials developed *											
	On-line ready courseware		CVM	12	17		5	5	5	5.00		
	Flexible instructional materials		CVM	12	17		5	5	5	5.00		
	Assessment tools		CVM	12	17		5	5	5	5.00	13	
	PI 10: Number of virtual classrooms created and operationalized		CVM	12	17		5	5	5	5.00		
	PI 11: Additional Outputs - No of instructional materials reviewed		CVM	12	17		5	5	5	5.00		
	Draft proposal to offer a graduate degree program		CVM	1	1		5	4	5	4.67		
MFO 3	RESEARCH SERVICES (10%)											
	PI 1. Number of research outputs in the last three (3) years utilized by the industry or by other beneficiaries *		CVM	2	1		5	5	5	5.00	completed market survey, stakeholders meeting, curriculum map, drafted proposal- 60%	
	PI 2. Number of research outputs completed within the year *		CVM	1	1		5	5	5	5.00		
	PI 3. Percentage of research outputs published in internationally-referred or CHED recognized journal within the year *											
	In refereed int'l journals		CVM	5	3		5	5	4	4.67	1 (JPLML-published) 1 (HPP- published) 1 (KOA- published) 1 (KOA- submitted) 2 (STP- submitted)	
	In refereed nat'l/regional journals		CVM	-								
	PI 4. Number of research outputs presented in regional/national/ int'l fora/conferences *											
	In int'l fora/conferences		CVM	-								

	In nat'l/regional fora/conferences		CVM	3	1		4	5	5	4.67	1 (STPO submitted) 1 (AMMQ- presented)	
	PI 5. Percent of research proposals approved *		CVM	0%	100.0%		5	5	5	5.00		
	PI 6. Additional outputs *											
	No. of research-related awards (research conducted by faculty or student w/ faculty)		CVM	0								
	Number of active partnerships			0	5		5	5	5	5.00	1 (BSU) 1 (Zagreb) 1 (PCAARRD) 1 (NRCP) 1 (SLSU)	
MFO 4	EXTENSION SERVICES (10%)											
	PI 1. Number of active partnerships with LGUs, industries,		CVM	2	5		5	5	5	5.00		
	PI 2. Number of trainees weighted by the length of training *		CVM	200	-							
	PI 3. Number of extension programs organized and supported consistent with the SUC's mandated and priority programs *		CVM	2	1		5	5	5	5.00	Baybay LGU	
	PI 4. Percentage of beneficiaries who rated the training course/s and advisory services as satisfactory or higher in terms of quality and relevance*		CVM	-								
	PI 5. Number of technical/expert services *		CVM	10								
	Research Mentoring											
	Peer reviewers/Panelists			4	3		5	5	5	5.00	3 (SPJ)	
	Resource Persons			4	3		5	5	5	5.00	OVPREI (scientific article writing/proposal writing)	
	Convenor/Organizer			2	1		5	5	5	5.00	ASF (Farmers/fisherfolks Day)	
	Consultancy			-								
	Evaluator			-	2		5	5	5	5.00	1 (LMB-NRCP), 1 (SPJ-PCAARRD)	
	PI 8. Percent of extension proposals approved		CVM	100%	100%		5	5	5	5.00		
	PI 11. Additional outputs *		CVM	0	0		4	5	4	4.33		
	No. of extension-related awards (extrn. conducted by faculty or student & faculty)			0	0		4	5	5	4.67		
MFO 5	Support to Operations											
OVPI MFO 1. Faculty Development Services												
	PI 1: Number of faculty pursuing advanced research degree programs (PhD) facilitated, monitored and assisted *		CVM	PhD (0) MSc (2)	2		5	5	5	5.00	Dr. Dautil and Dr. Rabe	

OVPF MFO 2. Faculty Recruitment/Hiring Services											
PI 2: Number of faculty recruited/hired based on needed competencies and aligned with ISO standards *	CVM	2	2		5	5	5	5.00			
OVPF MFO 3. Faculty Evaluation Services											
PI 3: Number of seminars/trainings/ conventions/workshops coordinated for entire university *	CVM	1	1		5	5	4	4.67	ASF (Farmers' and fisherfolks Day)		
PI 4: Number of seminars/trainings/ conventions/workshops coordinated outside of the university *	CVM	1	2		5	5	5	5.00	Pet Wellness, Zagreb Visit		
PI 5: Percentage of faculty rated by students with at least very satisfactory rating in 50% of the subjects evaluated *	CVM	90%	-		5	5	4	4.67			
PI 6 : Number of in-house seminars/trainings/ workshops/reviews conducted/attended *	CVM	2	1		5	5	5	5.00	1 (KAP)		
PI 7 : Additional outputs											
Number of faculty/staff awards/honors received related to operations support	CVM	0	-		5	4	5	4.67			
OVPF MFO 4. Program and Institutional Accreditation Services											
Compliance to all requirements thru the established/adequate implementation, maintenance and improvement of the QMS of the core processes of the College/department under ISO 9001:2015	CVM	1	1		5	5	5	5.00			
MFO 6 General Admin. & Support Services (GASS)											
PI 1. Submission of College/Department PPMP for the following year within deadline as prescribed by BAC	CVM	15	>10		5	5	5	5.00			
PI 2. Zero percent complaint from clients served	CVM	0	0		5	4	5	4.67			
PI 3. Number of coaching sessions among department heads, faculty & staff ***	CVM	6	2		5	5	4	4.67			
PI 4. Number of planning sessions, tracking and monitoring of targets, etc. conducted to ensure attainment of College/department targets ***	CVM	6	2		4	5	5	4.67			
PI 5. Number of regular executive committee meetings conducted ***	College Dean	20	12		5	5	5	5.00	strategic, AACUP, ISO, committee planning 4- regular meetings 3- special meetings 3- committee meetings		
PI 6: Additional Outputs											
Number of Best practices/new initiatives in College administration replicated/benchmarked by other Colleges/other agencies *	CVM	0	-		5	5	5	5.00			
								220.37			

Total Over-all Rating			220.37	
Average Rating			4.90	
Adjectival Rating			Outstanding	


Received by:


TONI MARC L. DARGANTES

Planning Office

Date: 7/27/2022


Calibrated by:


DANIEL LESLIE S. TAN

Chairman, PMT

Date: 8/3/22

Approved:


EDGARDO E. TULIN

President

Date: 7/27/22

- * The College target should be equal to the consolidated target of the departments under the College.
- ** To indicate in the remarks column the details of the targeted outputs for easy review and calibration.
- *** No percentage weight for ranking purposes since the Office of the Dean is automatically attached to the highest ranking department under him.