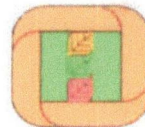




VISAYAS
STATE UNIVERSITY



Department of Horticulture
COLLEGE OF AGRICULTURE AND FOOD SCIENCE
VISAYAS STATE UNIVERSITY

QPE 2
11/12/22
m39

OFFICE PERFORMANCE COMMITMENT & REVIEW (OPCR)

I, ROSARIO A. SALAS, Head of the Department of Department of Horticulture, commits to deliver and agree to be rated on the attainment of the following accomplishments in accordance with the indicated measures for the period July-December 2021.

ROSARIO A. SALAS


Department Head

Date: 12-13-2021

VICTOR B. ASIO

College Dean

Date: 12-14-2021



Personnel	Number	Min. FTE (2)	Total FTE (1x2)	RDE Commitments***		
				Research	Publication	Extension
Department Head	-	0	36.6	7.0	1	2
Faculty w/ Univ. Designated Position	-	0	14	1.0	1	0
Regular Faculty (VSL)*	-	0	230.2	9.0	2	1
Regular Faculty (TLS)*	-	0	#VALUE!	0.0	0	0
Part time Faculty/AFFILIATE	-	0	128.5	0.0	0	0
Admin Staff Members	-	0	35.1			
TOTA			444	17.0	4	3

Rating Equivalents:
5 - Outstanding
4 - Very Satisfactory
3 - Satisfactory
2 - Fair
1 - Poor



- Note: * On vacation-sick-leave status. Ratio of Instruction and RDE commitments should determined based on FTE of 18 units
 ** On Teacher's Leave status. Minimum FTE required is 18 units
 *** Professors and Associate Professors are required to commit RDE outputs (Please Performance Indicators under Research (UMFO 3) and extension (UMFO 4))

MFO No.		Success/Performance Indicator (PI)	Units/Person s Responsible	Department Target	Actual		Rating				Remark (Details of the targetted outputs indicators with *)	% weight
					% Accom- plishment	Details of Accom- plishment s	Quality	Efficiency	Timeliness	Average		
MFO 1		ADVANCED EDUCATION SERVICES (20%)										
		OVPI MFO 1. Graduate Degree Program Management Services										
	1	PI 1. Percentage of graduate school faculty engaged in research work applied in any of the following:	Dept. Head & Faculty									4%
	a.	pursuing advanced research degree program (Ph.D) *		2	3.00		5	5	5	5		


	b.	actively pursuing in the last three (3) years (investigative research, basic and applied scientific research, policy research social science research)		7	7.00	4	4	4	4		
	c.	producing technologies for commercialization or livelihood improvement		1	1.00	4	4	4	4		
	d.	whose research resulted in an extension program		1	3.00	5	5	5	5		
OVPI MFO 2. Graduate Student Management Services											
	PI 1: Percentage of graduate students enrolled in research degree programs *		Dept. Head & Faculty	50.00%	100.00%	5	5	5	5		2%
	PI 2: Percentage of accredited graduate programs *		Dept. Head & Faculty	50.00%	100.00%					AACCUP	2%
	PI 3: Number of graduate degree specializations offered and monitored *		Dept. Head & Faculty	2	2.00	4	4	4	4		2%
	PI 4: Total FTE coordinated, implemented & monitored*		Dept. Head & Faculty	40	47.33	5	5	5	5		2%
	PI 5: Percentage increase in number of graduate students enrolled *		Dept. Head & Faculty	5.00%	50.00%	5	5	5	5		2%
	PI 6: Percentage increase in number of students who graduated within prescribed period *		Dept. Head & Faculty	1%	2%	5	5	5	5		2%
	PI 7: Number of graduate students awarded with honors/distinction *		Dept. Head & Faculty								2%
	PI 8: Number of graduate students advised *		Dept. Head & Faculty	32	48.00	5	5	5	5		2%
	PI 9: Number of instructional materials developed *		Dept. Head & Faculty	3	4.00	5	5	5	5	HORT 216,304, 306	
	On-line ready courseware		Faculty	3 subjects	3.00	5	5	5	5	HORT 216, 304, 306,273,209,252,and 299	
	Flexible instructional materials		Faculty	3 subjects	3.00	4	4	4	4	HORT 216, 304, 306,273,209,252,and 299	
	Assessment tools		Faculty	3 subjects	15	5	5	5	5		
	PI 10: Number of virtual classrooms created and operationalized		Dept. Head & Faculty	3 classroom	9	5	5	5	5		

MFO 2	HIGHER EDUCATION SERVICES (50%)										
	PI 1: Percentage of first time licensure exam takers that pass the licensure exams *	Dept. Head & Faculty	60%	55.00		3	3	3	3		7.5%
	PI 2: Percentage of graduates (2 years prior) that are employed *	Dept. Head & Faculty	82	82.00		4	4	4	4		2.5%
	PI 3: Percentage of undergraduate student population enrolled in CHED-identified and RDC-identified priority programs *	Dept. Head & Faculty									2.5%
	PI 4: Percentage of undergraduate programs with accreditations *	Dept. Head & Faculty	BSA- 100%	100%		5	5	5	5		2.5%
	PI 5: Total FTE, coordinated, implemented and monitored *	Dept. Head & Faculty	289	178.36		5	5	5	5		20%
	PI 8: Number of students advised: *	Dept. Head & Faculty									
	On thesis/ field practice/special problem		60.00	82.00		5	5	5	5		1%
	No. of approved manuscript submitted within prescribed period										1%
	On consultation		100	93.00		5	5	5	5		0.5%
	PI 9: Number of student organizations advised/ assisted *	Dept. Head & Faculty	1	1.00		4	4	4	4		
	Student organizations advised		1	1.00		4	4	4	4		
	Student organizations assisted on student related activities		1	1.00		4	4	4	4		
	PI 10: Number of instructional materials developed *	Dept. Head & Faculty									
	On-line ready courseware	Faculty	3 subjects	11.00		5	5	5	5	Cpsc 22, Agsc 111, Hort 110n, Hort 22, Hort 111, Hort 121, Hort 199C, Hort143, Hort 122, Hort144, Hort 199B	
	Flexible instructional materials	Faculty	3 subjects	13.00		5	5	5	5		
	Assessment tools	Faculty	3 subjects	21.00		5	5	5	5		

[illegible]

PI 3: Number of coaching sessions among faculty & staff**	Dept. Head	2	1		5	5	5	5		
PI 4: Number of planning sessions, tracking and monitoring of targets, etc. conducted to ensure attainment of department targets**	Dept. Head	4	2		5	5	5	5		
PI 5: Number of monthly/special faculty & staff meetings conducted**	Dept. Head	4	8		5	5	5	5		
PI 3: Additional Outputs	Dept. Head & all faculty & staff									
Number of Best practices/new initiatives in academic units' management replicated/benchmarked by other depts/agencies *									explain here briefly why consider said department practice can be considered as a best practice	2%
Total Over-all Rating										
Average Rating				17.16%			4.570			
Adjectival Rating							Outstanding			

Received by:



Planning Office

Date: 11 Jan 2022

Calibrated by:


DANIEL LESLIE S. TAN

Chairman, PMT

Date: 1-6-22


Recommending Approval:


BEATRIZ S. BELONIAS

Vice Pres. for Instruction

Date: 1/5/22

Approved:


EDGARDO E. TULIN

President

Date: 01/06/22

Comments & Recommendations
for Development purposes

* To indicate in the remarks column the details of the targetted outputs for easy review and calibration.

** No percentage weight for ranking purposes since these are activities only expected to be performed at the department level

DILBERTO O. FERRAREN, PhD
Vice President for Planning, Resource Generation and External Affairs