

MFO No.	MFO Description	Success/Performance Indicator (PI)	Units/Persons Responsible	Department Target	Actual		Rating				Remark
					% Accomplish ment (as of 30 June 2023)	Details of Accomplish ments (as of 30 June 2023)	Quality	Efficiency	Timeliness	Average	
	OVPAAs MFO 1. Graduate Degree Program Management Services										
	PI 1: Number of graduate degree specializations offered and monitored										
	PI 2: Total FTE monitored										
	PI 3: Percentage of students who graduated within the prescribed period										
	OVPAAs MFO 2. Graduate Student Management Services										
	PI 1: Percentage of graduate students awarded with honors/distinction										
	PI 2: Percentage of graduate students advised who rated the adviser/GAC member at least very										
	PI 3: Percentage of graduate school faculty engaged										
	a. Pursuing advanced research degree program										
	b. Actively pursuing in the last three years										
	c. Producing technologies for commercialization or livelihood improvement										
	d. whose research work resulted in an extension										
	Total Points:					Total n					
UMFO 2.	HIGHER EDUCATION SERVICES										
	OVPAAs MFO 1. Curriculum Program Management Services										
	PI 1: Total FTE Monitored		Dept. Head & Faculty	316	89%	282	5	5	5	5.00	2nd sem AY 2022-2023
	PI 2: Percentage of undergraduate curricular program compliant to CMO approved and offered		Dept. Head & Faculty	100%							
	PI 3: Average percentage passing in licensure exam		Dept. Head & Faculty	61%	135%	82.35%	5	5	5	5.00	28 out of 34 (Feb. 2023)
	PI 4: Number of graduates in mandated programs graduated within the prescribed period		Dept. Head & Faculty	13							
	PI 5: Percentage increase in the number of undergraduate students who graduated within		Dept. Head & Faculty	10%							

MFO No.	MFO Description	Success/Performance Indicator (PI)	Units/Persons Responsible	Department Target	Actual		Rating				Remark
					% Accomplishment (as of 30 June 2023)	Details of Accomplishments (as of 30 June 2023)	Quality	Efficiency	Timeliness	Average	
	PI 6: Percentage increase in number of undergraduate students enrolled		Dept. Head & Faculty	10%							No increase for the AY 2022-2023
	PI 7: Number of academe/industry linkages established		Dept. Head & Faculty	5	120%	6	5	5	4	4.67	RGP - 3 JRC - 1 ECO - 2
	PI 8: Number of students advised										
	On thesis/field practice/special problem		Dept. Head & Faculty	20	450%	90	5	5	5	5.00	RGP - 8 AVB - 12 JPB - 20 JRC - 6 PLE - 5 ACM - 15 ECO - 16 TOS - 8
	No. of approved manuscript submitted within prescribed period		Dept. Head & Faculty	15	133%	20	4	5	5	4.67	
	On consultation		Dept. Head & Faculty	300	191%	572	5	4	4	4.33	RGP - 20 MSA - 101 AVB - 90 JPB - 52 JRC - 41 PLE - 67 VLI - 26 ACM - 100 ECO - 25 TOS - 50
	PI 9: Number of student organizations advised/assisted										
	Student organizations advised		Dept. Head & Faculty	1	300%	3	5	5	4	4.67	PSME VSU SU VSU Robotics Kadugong Bol-anon

MFO No.	MFO Description	Success/Performance Indicator (PI)	Units/Persons Responsible	Department Target	Actual		Rating				Remark
					% Accomplishment (as of 30 June 2023)	Details of Accomplishments (as of 30 June 2023)	Quality	Efficiency	Timeliness	Average	
	Student organizations assisted on student related activities		Dept. Head & Faculty	1	300%	3	5	5	5	5.00	PSME VSU SU VSU Robotics Ambassadors
	PI 10: Number of instructional materials developed/revised										
	On-line ready courseware		Dept. Head & Faculty								
	Flexible instructional materials		Dept. Head & Faculty		100%	30	5	5	5	5.00	MSA
	Assessment tools		Dept. Head & Faculty	80	219%	175	5	5	5	5.00	RGP - 19 MSA - 35 AVB - 6 JPB - 15 JRC - 46 PLE - 29 VLI - 5 ECO - 10 TOS - 10
	PI 11: Number of virtual classrooms created and operationalized		Dept. Head & Faculty	15	213%	32	5	5	5	5.00	RGP - 5 MSA - 9 JPB - 2 JRC - 4 PLE - 3 ECO - 6 TOS - 3
	Outcome Indicators:										
	PI 12: Percentage of first-time licensure exam takers that pass the licensure exams		Dept. Head & Faculty	61%	143%	87.10%	5	5	5	5.00	27 out of 31 (Feb. 2023)
	PI 13: Percentage of graduates (2 years prior) that are employed		Dept. Head & Faculty	85%							
	PI 14: Percentage of undergraduate students enrolled in CHED-identified and RDC-identified		Dept. Head & Faculty	100%	100%	100%	5	5	5	5.00	BSME students

MFO No.	MFO Description	Success/Performance Indicator (PI)	Units/Persons Responsible	Department Target	Actual		Rating				Remark
					% Accomplishment (as of 30 June 2023)	Details of Accomplishments (as of 30 June 2023)	Quality	Efficiency	Timeliness	Average	
	PI 15: Percentage of undergraduate programs with accreditation		Dept. Head & Faculty	100%	100%	100%	5	5	5	5.00	AACCUP Level I (effective until April 2024)
	Additional Outputs										
	Number of review sessions conducted for ME Licensure Exam		Dept. Head & Faculty								
	Number of batches of examinees proctored for VSU-CAT		Dept. Head & Faculty								
	Total Points					Total n				68.34	
UMFO 3.	RESEARCH SERVICES										
	PI 1: Number of published papers in internationally indexed journals										
	<i>In refereed int'l journals</i>		Dept. Head & Faculty								
	<i>In refereed nat'l journals</i>		Dept. Head & Faculty	1							
	<i>In institutional journals</i>		Dept. Head & Faculty								
	PI 2: Number of research outputs presented in regional/national/ int'l fora/conferences										
	<i>In int'l fora/conferences</i>		Dept. Head & Faculty	1							
	<i>In nat'l fora/conferences</i>		Dept. Head & Faculty	1							
	<i>In reg'l fora/conferences</i>		Dept. Head & Faculty	1	100%	1	5	5	5	5.00	VLI
	<i>In institutional fora/conferences</i>		Dept. Head & Faculty								
	PI 3: Number of research projects conducted and/or completed on schedule		Dept. Head & Faculty								
	PI 4: Number of research proposals submitted/endorsed for external funding		Dept. Head & Faculty	1							
	PI 5: Percent of research proposals approved		Dept. Head & Faculty								
	PI 6: Amount of research money generated from external funding (Thousand PHP)		Dept. Head & Faculty								

[illegible]

MFO No.	MFO Description	Success/Performance Indicator (PI)	Units/Persons Responsible	Department Target	Actual		Rating				Remark
					% Accomplishment (as of 30 June 2023)	Details of Accomplishments (as of 30 June 2023)	Quality	Efficiency	Timeliness	Average	
	Research Mentoring		Dept. Head & Faculty	1	300%	3	5	4	5	4.67	AVB, JRC, RGP
	Peer reviewers/Panelists		Dept. Head & Faculty								
	Resource Person		Dept. Head & Faculty	1	100%	1	5	4	5	4.67	JRC
	Convenor/Organizer		Dept. Head & Faculty								
	Consultancy		Dept. Head & Faculty								
	Evaluator		Dept. Head & Faculty		100%	1	5	4	5	4.67	RGP
	PI 6: Number of extension projects conducted and/or completed on schedule		Dept. Head & Faculty								
	PI 7: Number of extension proposal submitted		Dept. Head & Faculty	1							
	PI 8: Percent of extension proposals approved		Dept. Head & Faculty								
	PI 9: Amount of extension money generated from external funding (Thousand Php)		Dept. Head & Faculty								
	PI 10: Amount of extension money generated from institutional funding (Thousand Php)		Dept. Head & Faculty								
	PI 11: No. of extension-related awards (extrn. conducted by faculty or student & faculty)		Dept. Head & Faculty								
	Outcome Indicator										
	PI 12: Number of active partnerships with LGUs, industries, NGOs, NGAs, SMEs, and other stakeholders as a result of extension activities		Dept. Head & Faculty								
	PI 13: Number of trainees weighted by the length of training		Dept. Head & Faculty								
	PI 14: Number of extension programs organized and supported consistent with the SUC's mandated and priority programs		Dept. Head & Faculty								
	PI 15: Percentage of beneficiaries who rate the training course/s as satisfactory or higher in terms of quality and relevance		Dept. Head & Faculty								


MFO No.	MFO Description	Success/Performance Indicator (PI)	Units/Persons Responsible	Department Target	Actual		Rating				Remark	
					% Accomplishment (as of 30 June 2023)	Details of Accomplishments (as of 30 June 2023)	Quality	Efficiency	Timeliness	Average		
	Total Points					Total n					23.35	
UMFO 5. SUPPORT TO OPERATIONS (STO)												
OVPAAs MFO 1. Faculty Development Services												
	PI 1: Number of faculty pursuing advanced research degree programs (PhD) facilitated, monitored and assisted *		Dept. Head & Faculty	1	100%	1	5	5	4	4.67	Assisted the application of Engr. Castil for study leave	
	PI 1.1: Number of faculty pursuing advanced research degree programs (MS) facilitated, monitored and assisted *		Dept. Head & Faculty	2								
	PI 1.2: Number of faculty who finished advanced degree program on time		Dept. Head & Faculty									
	PI 2: Number of faculty granted with external scholarships		Dept. Head & Faculty	3	33%	1	5	5	4	4.67	Assisted the application of Engr. Castil for study leave	
	PI 3: Number of faculty granted with internal fellowship grants		Dept. Head & Faculty									
	PI 4: Number of faculty granted with sabbatical leave		Dept. Head & Faculty									
	PI 5: Number of faculty sent for trainings, seminars, conferences		Dept. Head & Faculty	5	140%	7	5	5	4	4.67	MSA, AVB, JPB, JRC, VLI, ACM, RGP	
OVPAAs MFO 2. Faculty Recruiting/Hiring Services												
	PI 2: Number of faculty recruited/hired based on needed competencies and aligned with ISO standards *		Dept. Head & Faculty									
OVPAAs MFO 3. Faculty Evaluation Services												
	PI 3: Number of seminars/trainings/conventions/workshops coordinated for entire university		Dept. Head & Faculty									

MFO No.	MFO Description	Success/Performance Indicator (PI)	Units/Persons Responsible	Department Target	Actual		Rating				Remark
					% Accomplishment (as of 30 June 2023)	Details of Accomplishments (as of 30 June 2023)	Quality	Efficiency	Timeliness	Average	
	PI 4: Number of seminars/trainings/conventions/workshops coordinated outside of the university		Dept. Head & Faculty								
	PI 5: Percentage of faculty rated by students with at least very satisfactory rating of the subjects evaluated		Dept. Head & Faculty	80%	113%	90%	4	5	5	4.67	TPES result for 1st sem AY 2022-2023
	PI 6: Number of in-house seminars/trainings/workshops/reviews conducted/attended		Dept. Head & Faculty	1	100%	1	5	5	4	4.67	DME Research & Extension Proposal Writeshop
OVPA MFO 4. Program and Institutional Accrediation Services											
	PI 1: Number of degree programs which passed accreditation/evaluation at least level 1		Dept. Head & Faculty	1	100%	1	5	5	5	5.00	AACCUP Level I
	PI 2: QMS on faculty recruitment, development & performance evaluation aligned with ISO standards		Dept. Head & Faculty								
	PI 3: Degree program compliant with CHED		Dept. Head & Faculty								
	PI 4: Number of activities organized/attended/assisted/participated/facilitated		Dept. Head & Faculty								
	Additional Outputs:		Dept. Head & Faculty								
	PI 5: Compliance to all requirements thru the established/adequate implementation, maintenance and improvement of the QMS of the core processes of the College/department under ISO 9001:2015		Dept. Head & Faculty	100%	100%	100%	5	5	5	5.00	Compliant to ISO standards and VSU QMS
	Total Points					Total n				33.35	
UMFO 6.	GENERAL ADMINISTRATION										
	PI 1: Zero percent complaint from clients served		Dept. Head & Faculty	100%	100%	100%	5	5	5	5.00	No complaints received
	Additional Outputs										
	PI 2: Submission of College/Department PPMP for the following year within deadline as prescribed by BAC*		Dept. Head & Faculty	1	100%	1	5	5	4	4.67	PPMP GAA-funded


MFO No.	MFO Description	Success/Performance Indicator (PI)	Units/Persons Responsible	Department Target	Actual		Rating				Remark	
					% Accomplish ment (as of 30 June 2023)	Details of Accomplishm ents (as of 30 June 2023)	Quality	Efficiency	Timeliness	Average		
	PI 3. Number of coaching sessions among faculty & staff**		Dept. Head & Faculty	10	100%	10	5	5	4	4.67	10 faculty and staff	
	PI 4. Number of planning sessions, tracking and monitoring of targets, etc. conducted to ensure attainment of department targets**		Dept. Head & Faculty	2	50%	1	5	4	5	4.67	Conducted planning sessions through departmental meeting	
	PI 5. Number of regular executive committee meetings conducted ***		Dept. Head & Faculty	8	50%	4	5	5	5	5.00	Conducted 4 departmental meetings	
	Number of new initiatives introduced resulting to best practices replicated/benchmarked by other department											
Total Points						Total n:				24.01		
Total No. of Entries:											33	
Total Over-all Rating											159.05	
Average Rating											4.82	
Adjectival Rating											Outstanding	

*JRC-J.Castil, MSA-M.Arcayan, AVB-A.Bantay, JPB-J.Binueza, IQC-I.Cabase, PTD-P.Durotan, PLE-P.Ebit, VLI-V.Impas, ACM-A.Merafuentes, ECO-E.Ochavillo, RGP-R.Paña, ASC-A.Cruz


Received by:


TONI MARC L. DARGANTES
 Planning Office
 Date: JUL 12 2023

Calibrated by:


DANIEL LESLIE S. TAN
 Chairman, PMT
 Date: JUL 14 2023

Approved:


EDGARDO E. TULIN
 President
 Date: JUL 19, 2023