



VISAYAS
STATE UNIVERSITY




Visayas State University
College of Agriculture and Food Science
Department of Agronomy
Visca, Baybay City, 6521-A, Leyte, Philippines

OFFICE PERFORMANCE COMMITMENT & REVIEW (OPCR)

I, **ULYSSES A. CAGASAN**, Head of the Department of Agronomy, commits to deliver and agree to be rated on the attainment of the following targets with accomplishments in accordance with the indicated measures for the period July to December 2019.

ULYSSES A. CAGASAN
Professor and Dept. Head
Date: 12/20/19

VICTOR B. ASIO
Professor / Dean
Date: _____



INFORMATION ON PERSONNEL FULL-TIME TEACHING EQUIVALENT (FTE):

Personnel	Number (1)	Min. FTE (2)	Total FTE (1x2)	Research	Publication	Extension
Department Head	1	10	10.0	1.0	1	
Faculty w/ Univ. Designated Position		2.5				
Regular Faculty (VSL)*	8	15	120.0	4.0	2	1
Regular Faculty (TLS)*						
Part time Faculty						
Admin Staff Members	3	actual				

Rating Equivalents:
5 - Outstanding
4 - Very Satisfactory
3 - Satisfactory
2 - Fair

TOTAL: 12 130.0 5.0 3 1

Note:

* On vacation-sick-leave status. Ratio of instruction and RDE commitments should be determined based on FTE of 18 units

** On Teacher's Leave status. Minimum FTE required is 18 units


*** Professors and Associate Professors are required to commit RDE outputs (Please see Performance Indicators under Research (UMFO 3) and extension (UMFO 4))

MFO No.	MFO Description	Success/Performance Indicator (PI)	Units/Persons Responsible	Target (Jul-Dec)	Actual Accomplishments	Rating				Remark
						Quality	Efficiency	Timeliness	Average	
ADVANCED EDUCATION SERVICES										
OVPI MFO 1. Graduate Degree Program Management Services										
	PI 1: Number of graduate degree specializations offered and monitored		DA Faculty	2	2	5	5	5	5.0	
	PI 2: Total FTE monitored		DA Faculty	15	35	5	5	5	5.0	
	PI 3: Percentage increase in number of graduate students enrolled		DA Faculty	25%	25%	5	5	5	5.0	

	PI 5: Number of graduate programs approved but under CHED moratorium	DA Faculty	1	1	5	5	5	5	5.0	
	OVPI MFO 2. Graduate Student Management Services									
	PI 1: Number of graduate students awarded with scholarship/assistantship	DA Faculty	3	3	5	5	5	5	5.0	
	PI 2: Percentage of graduate students awarded with scholarship/assistantship who graduated within	DA Faculty	20%	23%	5	4	4	4	4.3	
	PI 3: Number of graduate students awarded with honors/distinction	DA Faculty	1	1	5	5	5	5	5.0	
	Total Points:			Total n				7	34.33	
	HIGHER EDUCATION SERVICES									
UMFO 2.	HIGHER EDUCATION SERVICES									
	OVPI MFO 1. Curriculum Program Management Services									
	PI 1: Total FTE Monitored	DA Faculty	130	150	5	5	5	5	5.0	
	PI 2: Number of undergraduate curricular program that passed the accreditation by AACCCUP	DA Faculty	1	2	5	5	5	5	5.0	
	PI 3: Number of new undergraduate curricular program compliant to CMO, approved and offered	DA Faculty	1	1	5	5	5	5	5.0	
	PI 4: Percentage passing of students in Licensure Exam for Agriculturists	DA Faculty	61%	62%	5	5	5	5	5.0	
	PI 5: Percentage increase in number of undergraduate students enrolled	DA Faculty	20%	25%	5	5	5	5	5.0	
	PI 6: Percentage increase in the number of undergraduate students who graduated within prescribed period	DA Faculty								
	OVPI MFO 2. Student Management Services									
	PI 1: Percentage increase of students enrolled in degree program	DA Faculty	20%	25%	5	5	5	5	5.0	
	PI 2: Number of students awarded with scholarship/fellowship/grants/assistantships	DA Faculty	2	3	5	5	5	5	5.0	
	PI 3: Number of graduates gainfully employed in jobs related to their undergraduate programs	DA Faculty	5	7	5	5	5	5	5.0	
	Total Points			Total Points:				8	40.00	
UMFO 3.	RESEARCH SERVICES									
	PI 1: Number of published papers in internationally indexed journals									
	<i>In refereed int'l journals</i>	DA Faculty	1	2	5	5	5	5	5.0	
	<i>In refereed nat'l journals</i>	DA Faculty	1	3	5	5	5	5	5.0	
	<i>In institutional journals</i>	DA Faculty	1	2	5	5	5	5	5.0	

	PI 2. Number of Research Outputs presented in regional/national/int'l for a/conferences (Or presentation)	DA Faculty	1	2	5	5	5	5	5.0	
	<i>Poster presentation</i>	DA Faculty	1	2	5	5	5	5	5.0	
	<i>In national for a/conferences</i>	DA Faculty	1	2	5	5	5	5	5.0	
	<i>In regional for a/conferences</i>	DA Faculty								
	<i>In institutional fora/conferences</i>	DA Faculty	2	2	5	5	5	5	5.0	
	PI 3. Number of research projects conducted and / or completed on schedule	DA Faculty	1	1	5	5	5	5	5.0	
	PI 4. Number of research proposals submitted	DA Faculty	1	1.00	5	5	5	5	5.0	
	PI 6. Amount of research money generated from external funding (Thousand PHP)	DA Faculty	250,000	300,000	5	5	5	5	5.0	
	PI 7. Amount of research money generated from institutional funding (Thousand PHP)	DA Faculty	250,000	350,000	5	5	5	5	5.0	
	Total Points				Total n: 11				55.00	
UMFO 4.	EXTENSION SERVICES									
	PI 1: Number of person-days trained weighted by length of training	DA Faculty	50	60	5	5	5	5	5.0	
	PI 3: Number of beneficiaries served									
	<i>Groups</i>	DA Faculty	1	5	5	5	5	5	5.0	
	<i>Individuals</i>	DA Faculty	50	60	5	5	5	5	5.0	
	PI 4: Number of extension projects conducted and/or completed on schedule	DA Faculty	1	1.00	5.0	5.0	5.0	5.0	5.0	
	PI 8: Amount of extension money generated from institutional funding (Thousand Php)	DA Faculty	100,000	130,000	5	5	5	5	5.0	
	Total Points				Total n: 5				25.00	
OVPI MFO 7.	Distance Education Services									
	PI 1: Number of distance education curricular programs implemented	DA Faculty	1	1	5	5	5	5	5.0	
	PI 2: Percentage increase in the number of extramural students enrolled	DA Faculty	20%	25%	5	5	5	5	5.0	
	Total Points				Total n: 2				10.00	
OVPI MFO 8.	Program and Institutional Accreditation Services									
	PI 1: Number of degree programs which passed accreditation/evaluation at least Level 1	DA Faculty	1	1	5	5	5	5	5.0	

	PI 3: Degree program compliant with CHED	DA Faculty	1	1	5	5	5	5.0	
	Total Points				Total n:			2	10.00
UMFO 6. GENERAL ADMINISTRATION & SUPPORT SERVICES (GASS)									
OVPI MFO 1. Administrative and Facilitative Services									
	PI 3. Number of new faculty requested to be hired using standard procedures of the university	Recommended for approval to Univ. Pres.	1	1	5	5	5	5.0	
	PI 4: Number of faculty recommended for graduate studies	Recommended for approval to Univ. Pres.	1	1	5	5	5	5.0	
	PI 5: Number of management meetings conducted	DA Faculty	4	10	5	5	5	5.0	
	PI 6. Number of documents signed and approved/month	DA Faculty	15	30	5	5	5	5.0	
	PI 10. Number of frontline academic services monitored and ensured to be customer friendly & efficient and citizens charter posted conspicuously	DA Faculty	1	2	5	5	5	5.0	
Total Points				Total n:			5	15.00	
Total No. of Entries:			40						
Total Over-all Rating			189.33						
Average Rating			4.73						
Adjectival Rating			Outstanding						


Received by:


DILBERTO O. FERRAREN, PhD

Vice President for Planning, Resource Generation and External Affairs

Planning Officer


Date:

Calibrated by:


REMBERTO A. PATINDOL, Ph.D.

Chairman, PMT


Date:

Recommending Approval:


BEATRIZ S. BELONIAS, Ph.D.

Vice Pres. for Instruction

Date:

Approved:


EDGARDO E. TULIN, Ph.D.

University President

Date: 2-4-20