




Visayas State University  
**COLLEGE OF FORESTRY AND ENVIRONMENTAL SCIENCE**  
 Visca, Baybay City, Leyte

**OFFICE PERFORMANCE COMMITMENT & REVIEW (OPCR)**

I, **DENNIS P. PEQUE**, Dean of the **College of Forestry and Environmental Science**, commits to deliver and agree to be rated on the attainment of the following accomplishment in accordance with the indicated measures for the period **July to December 2017**

  
**DENNIS P. PEQUE**  
 Dean, CFES

  
**BEATRIZ S. BELONIAS**  
 Vice President for Instruction

  
**EDGARDO E. TULIN**  
 President

<i>Personnel</i>	<i>Number</i>
Dean (CFES Dean is designated as Dept Head, DFS)	1
Director (ITEEM, Affiliate staff with DBS as mother unit)	1
Regular Faculty (Vacation & Sick Leave)	10
Regular Faculty (Teacher's Leave)	2
Permanent/Casual Admin staff	8
<b>TOTAL</b>	<b>22</b>

Rating Equivalents:  
 5 - Outstanding  
 4 - Very Satisfactory  
 3 - Satisfactory  
 2 - Fair  
 1 - Poor

MFO No.	MFO Description	Success/Performance Indicator (PI)	Units/Persons Responsible	Target	Actual Accomplishments		Rating				Remarks
					% Accomplishments	Details of Accomplishments	Quality	Efficiency	Timeliness	Average	
MFO 1 Advanced and Higher Education Services											
	PI 1:	Number of graduate degree specializations offered and monitored	DFS Head and ITEEM Director	2	2/2 (100%)	MS Forestry and MS Tropical Ecology	4.0	4.0	4.0	4.0	

MFO No.	MFO Description	Success/Performance Indicator (PI)	Units/Persons Responsible	Target	Actual Accomplishments		Rating				Remarks
					% Accomplishments	Details of Accomplishments	Quality	Efficiency	Timeliness	Average	
	PI 2.	Total FTE monitored	DFS Head and ITEEM Director	10	17.27/10 (172.7%)	MSF and MSTREC subjects	5.0	5.0	5.0	5.0	Teaching load of all Graduate Teaching Faculty (DFS and ITEEM) excluding affiliate staff
	PI 3.	Percentage increase in number of graduate students enrolled	DFS Head and ITEEM Director	10%	75%		5.0	5.0	5.0	5.0	
	PI 4.	Percentage increase in number of graduate students who graduated within prescribed period	DFS Head and ITEEM Director								Most applicable during second Semester
	PI 5	Additional Outputs									
<b>MFO 2 Higher Education Services</b>											
	PI 1	Number of FTE Coordinated and implemented	DPPeque (Dean & Head) & HRMontes (ITEEM Director)	10	17.27/10 (172.7%)		5.0	5.0	5.0	5.0	
	P12	Average percentage passing in licensure exams in mandated programs	DFS	10%	52%		5.0	5.0	5.0	5.0	
	PI 3	Number of graduates in mandated programs graduated within prescribed period	DFS & ITEEM								Most applicable during second Semester
	PI 4	Number of undergraduate curricular program compliant to CMO, approved and offered	DFS Head	1	1/1 (100%)	BSF	4.0	4.0	4.0	4.0	
	PI 5	Percentage increase in BSF and BSEM students enrolled	DPPeque and HR Montes	1	500%	5 new students enrolled in BSF	5.0	5.0	5.0	5.0	
	P16	Number of students advised									
		On thesis/field practice/special problem	DPPeque and HRMontes & Faculty Members	20	48/20 (240%)	Graduating students	5.0	5.0	5.0	5.0	
		On consultation	DPPeque and HRMontes & Faculty Members	75	85/75 (133.33%)	BSF, BSEM, MSF, MSTREC	5.0	5.0	5.0	5.0	

MFO No.	MFO Description	Success/Performance Indicator (PI)	Units/Persons Responsible	Target	Actual Accomplishments		Rating				Remarks
					% Accomplishments	Details of Accomplishments	Quality	Efficiency	Timeliness	Average	
		No of consultation hours	DPPeque and all CFES Faculty	75 hrs/week	117/75 (156%)	assuming 1.5 hr/day	5.0	5.0	5.0	5.0	
	P17b.	Number of student organizations advised/Assisted	DPPeque, HRMontes & Faculty Members	3	6/3 (200%)	FSS, CFES-SSC, ROTC, ZBR-MHS, HOMES, TOM	4.0	4.0	4.0	4.0	
	P18	Number of Instructional Materials checked and approved									
		New Syllabi	All CFES Faculty	2	4/2 (200%)		4.0	4.0	4.0	4.0	
		Revised Syllabi	All CFES Faculty	2	4/2 (200%)		4.0	4.0	4.0	4.0	
		New Lecture Manual	All CFES Faculty	1	1/1 (100%)		4.0	4.0	4.0	4.0	
		Revised Lecture Manual	All CFES Faculty	1	1/1 (100%)		4.0	4.0	4.0	4.0	
		New Lab Manual	All CFES Faculty	1	1/1 (100%)		4.0	4.0	4.0	4.0	
		Revised Lab Manual	All CFES Faculty	1	1/1 (100%)		4.0	4.0	4.0	4.0	
		New powerpoint lecture presentation (per course)	All CFES Faculty	1	2/1 (200%)	APB, JMQ	4.0	4.0	4.0	4.0	
		Revised powerpoint lecture presentation (per course)	All CFES Faculty	2	12/2 (600%)	Most Faculty	5.0	5.0	5.0	5.0	
	P19	Additional Outputs									
		Number of student awards/honors received	All CFES Faculty	1	2/1 (200%)	1 BSF & 1 BSEM graduated cum laude	4.0	4.0	4.0	4.0	
		Accreditation of curricular program	CFES Faculty	1	1/1(100%)	AACCUP Level III	4.0	4.0	4.0	4.0	BSF
UMFO 3	Research Services										
	P11	Number of research outputs presented in regional/national/international for a/conferences (As paper and/or poster presenter)	CFES Faculty	1	2/1 (200%)	AEPasa, RSCome	5.0	5.0	5.0	5.0	



MFO No.	MFO Description	Success/Performance Indicator (PI)	Units/Persons Responsible	Target	Actual Accomplishments		Rating				Remarks
					% Accomplishments	Details of Accomplishments	Quality	Efficiency	Timeliness	Average	
		Area of plantations, tree farms & demo farms established and monitored within VSU	CFES Faculty	0.5 ha	5/0.5 (1000%)		5.0	5.0	5.0	5.0	
		Area of Demo farms established of tree farmers/rainfo adopters assisted in establishing their farms	CFES Faculty	20 ha	25/20 (125%)	Rainfo sites, tree planning sites, DBP forest, mangroves	5.0	5.0	5.0	5.0	
		Number of Rainforestation Adopters monitored	CFES Faculty	25	33/25 (132%)		5.0	5.0	5.0	5.0	
		Number of seedlings of tree species & non-timber products raised in the nursery	CFES Faculty	5,000	15K/5K (300%)		5.0	5.0	5.0	5.0	
		Number of seedlings of tree species & non-timber products disposed for tree planting activities	CFES Faculty	500	1000/5000 (200%)	Student tree planting, ROTC, Gas, Phil. Army	5.0	5.0	5.0	5.0	
		Number of proceedings/Technical/Terminal/Progress Reports submitted	CFES Faculty	3	5/3 (167%)		5.0	5.0	5.0	5.0	
		Area of Marine Protected Area/Forest Protected Areas monitored	CFES Faculty	100 ha	250/100 (250%)	Silago Pro. Site, MPAs, VSU Forest Reserve	5.0	5.0	5.0	5.0	
<b>UMFO 5</b>	<b>Support to Operations</b>										
	<b>PI 1</b>	Number of seminars/trainings/conferences/workshops coordinated/facilitated for entire university	CFES Faculty members	2	3/2 (150%)	Rainfo Training, Climate Change Conference	5.0	5.0	5.0	5.0	
	<b>PI 4</b>	<b>Additional Outputs</b>									
		Number of faculty/staff pursuing advanced research degree programs (PhD) facilitated, monitored and assisted	EDEspinoza, HLMondal	2	2/2 (100%)		4.0	4.0	4.0	4.0	
<b>UMFO 6</b>	<b>GENERAL ADMINISTRATION &amp; SUPPORT SERVICES</b>										
	<b>PI 1</b>	Number of departments and/or service units supervised and monitored	CFES Dean, Dept Head & Institute Director	2	2/2 (100%)	DFS, ITEEM	4.0	4.0	4.0	4.0	


MFO No.	MFO Description	Success/Performance Indicator (PI)	Units/Persons Responsible	Target	Actual Accomplishments		Rating				Remarks
					% Accomplishments	Details of Accomplishments	Quality	Efficiency	Timeliness	Average	
	PI 2	Number of Management Meetings conducted	CFES Dean, Dept Head & Institute Director	5	20/5 (400%)	DFS/ITEEM/CFES Faculty Meeting/Emergency Meeting, Committee Meeting	5.0	5.0	5.0	5.0	
	PI 3	Number of documents evaluated and approved	CFES Dean, Dept Head & Institute Director	100	700/100 (700%)	COR, Tree Planting, certificates, University Communications	5.0	5.0	5.0	5.0	
	PI 4	Number of academic lecture/laboratory rooms maintained	CFES Dean, Dept Head & Institute Director	8	15/8 (187%)		5.0	5.0	5.0	5.0	
	PI 5	Number of Laboratory equipment maintained	CFES Dean, Dept Head & Institute Director	12	15/12 (125%)	Transit, compass, mirror stereoscope, including ACIAR and Marine Lab. Equipment, etc.	5.0	5.0	5.0	5.0	
	PI 6	Area of lawn maintained (Sq.m. Approx.)	CFES Dean, Dept Head & Institute Director	1,000 sq.m.	1 ha/0.1 ha (10000%)	CFES Lawns including nursery, ITEEM area	5.0	5.0	5.0	5.0	
	PI 7	Number of office and laboratory equipment purchased	CFES Dean, Dept Head & Institute Director	5	6/5 (120%)		5.0	5.0	5.0	5.0	
	PI 8	Zero percent complaint from clients served	CFES Dean, Dept Head & Institute Director	0							
	PI 9	Additional Outputs									
		Number of meetings attended in the University	CFES Dean, Director of ITEEM	5	10/5 (200%)		5.0	5.0	5.0	5.0	
		Number of staff evaluated/monitored	CFES Dean, Director of ITEEM	25	25/25 (100%)	including Jos	4.0	4.0	4.0	4.0	
		Number of tree planting certificates released	EOM and Tree planting Coordinators	100	1,055/100 (1,055%)	Graduates 2016	5.0	5.0	5.0	5.0	
		Number of College Policies, Protocols, Guidelines/Procedures made, Approved and Implemented	CFES Dean, Director of ITEEM	1	2/1 (200%)	Proper use & maintenance of Equipments & Rooms	4.0	5.0	5.0	5.0	
		Number of requests approved for tree pruning, cutting of hazardous trees within the University	CFES Dean and Forest Protection Officer	1	3/1 (300%)	DAS, Apartell, Alumni Office	5.0	5.0	5.0	5.0	


MFO No.	MFO Description	Success/Performance Indicator (PI)	Units/Persons Responsible	Target	Actual Accomplishments		Rating				Remarks
					% Accomplishments	Details of Accomplishments	Quality	Efficiency	Timeliness	Average	
		Progress reports (from Projects)	Faculty Members with projects	5	6/5 (120%)	PCAARRD, PHERNet, VSU Funded Proj. ACIAR Forestry	5.0	5.0	5.0	5.0	
Total Over-all Rating										267	
Average Rating										4.68	
Adjectival Rating						Outstanding					


\*DPPeque (Dean&Head), RSC-RSCome, HRM (Director ITEEM) HRMontes, ECB-ECBumatay, EOM-EOMangaoang, JMQ-JMQuimio, TAP-TAPatindol, APB-APBAldos, ANP-ANPolinar, HLM-HLMondal, AEP-AEPasa

EDE-EDEspinosa, MMB-MMBande, JOP-JOPogosa,EBG, EBGorre, ASB-ASBastasa, RMC-RMCanono, JBB-JBBerondo, PBB\_PBBelarmino, RNG-RNGloria, NMA-NMAikuino

Received by:  
  
\_\_\_\_\_  
Planning Officer  
Date: \_\_\_\_\_

Calibrated by:  
  
**REMBERTO A. PATINDOL**  
Chairman, PMT  
Date: \_\_\_\_\_

Recommending Approval:  
  
**BEATRIZ S. BELONIAS**  
Vice Pres. for Instruction  
Date: \_\_\_\_\_

Approved:  
  
**EDGARDO E. TULIN**  
President  
Date: \_\_\_\_\_