

# OFFICE PERFORMANCE COMMITMENT & REVIEW (OPCR)

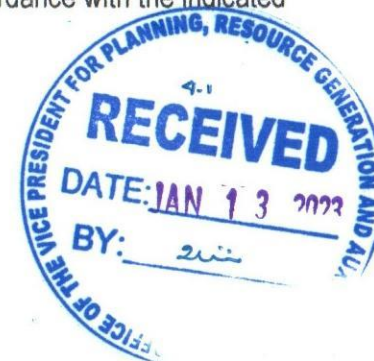
I, **ALAN B. LORETO**, Director for Innovation, commits to deliver and agree to be rated on the attainment of the following targets in accordance with the indicated measures for the period **July-December 2022**.



**ALAN B. LORETO**

Director for Innovation

Date: 1/11/23



Approved by:



**MARIA JULIET C. CENIZA**

Vice President for Research, Extension & Innovation

Date: \_\_\_\_\_

Personnel Composition	Position Title/Designation	Number
Permanent	Professor II /Director (ABLoreto)	1
Permanent	Instructor I /Staff (MLCTambis)	1
Job Order	ITSO Technical Staff	2
Job Order	TBI Support Staff	1
Job Order	SRAs - TBI Phase 2 Project	3
Job Order	SRAs -Regional TBI (RAISE)	2
Job Order	SRAs - TBI (DA-BAR)	3
Job Order	SRA-Internationalization	1

Rating Equivalents:  
 5- Outstanding  
 4- Very Satisfactory  
 3- Satisfactory  
 2- Fair  
 1-Poor

MFOs/PAPs		Success Indicators	Units/Persons Responsible	Target (Jan-Dec 2022)	Actual Accomplishmen (July-Dec 2022)	Rating				Remark
						Quality	Efficiency	Timeliness	Average	
UFMO 2: Higher Education Services										
MFO 1. Curriculum Program Management System										
	PI 1: Total FTE monitored	Actual Faculty's FTE	OVPREI/OVPAA	2 (6 units)	7.09	4.6	4.6	4.6	4.60	Mgmt 137n
	PI 5: Number of OBE syllabus developed				1	4.5	4.5	4.5	4.50	Mgmt 137n
	<u>Additional Outputs:</u>									
	PI 7: Number of virtual classrooms created and operationalized				1	4.5	4.5	4.5	4.50	
UFMO 3: Research and Innovation Services										
Research	PI 1. Number of research outputs in the last three (3) years utilized/ commercialized by the industry or by other beneficiaries *		Innovation Office , TBI Project Team, Research Centers	-	15 (2020-2022)	5.0	5.0	5.0	5.00	Through TBI Project
	<u>Additional Output:</u>									
	Number of publications qualified/approved for VSU publication incentive/award		VP for RDEI and the University Publication Incentive Committee	-	108 (applications)	4.5	4.5	4.5	4.50	For validation of the Publication Evaluation & Incentive Committee
	Number of Patents/UMs qualified/approved for VSU IPR Incentive Program		VP for RDEI and the University IPR Committee		26	4.5	4.5	4.5	4.50	For validation/approval of the IPR Committee
Innovation	P1 1. Number of research proposals aligned to innovative/emerging technologies		Innovation Office, concerned faculty/researchers	3						

MFOs/PAPs	Success Indicators	Units/Persons Responsible	Target (Jan-Dec 2022)	Actual Accomplishmen (July-Dec 2022)	Rating				Remark
					Quality	Efficiency	Timeliness	Average	
	PI 2. Percentage of research outputs identified by in-house evaluators for IP protection are filed within the year (i.e patents, utility model, copyright, trademark)	Research and Innovation Office	At least 50% of research outputs identified by in-house evaluators	7	4.8	4.8	4.8	4.80	2- Utility model 5- copyright
	Number of VSU Technologies registered for IP Protection	Innovation Staff		7	5.0	5.0	5.0	5.00	Copyyright
	PI 3: Percentage of technologies/creative works filed for IP protection monitored and facilitated (on-going prosecutions)	Innovation Office	100%	21	5.0	5.0	5.0	5.00	9- IP Filings ( 2- Utility Model; 7-copyright) 12- pending IP applicatons (5-patents;7- UMs)
	PI 4: Number of technology disclosure received	Innovation Office	At least 50% of research outputs	3	5.0	5.0	5.0	5.00	
	PI 5: Number of patent search conducted	Director & Staff	At least 50% of research outputs identified by in-house evaluators	7	4.6	4.6	4.6	4.60	




MFOs/PAPs	Success Indicators	Units/Persons Responsible	Target (Jan-Dec 2022)	Actual Accomplishmen (July-Dec 2022)	Rating				Remark
					Quality	Efficiency	Timeliness	Average	
	PI 6: Number of researchers assisted in drafting patent claims	Director, staff & concerned faculty/ researchers	At least 50% of research outputs identified by in-house evaluators	2	5	4.8	4.8	4.87	1-Rootcrops 1-DFST
	PI 7. Number of IP-related trainings/ seminars organized , facilitated and conducted; and other seminars organized by Office of the Director for innovation	Innovation Office	15	15	5	5	5	5.00	12- IP awareness (407 participants) 1- Patent Drafting at VSU Isabel Campus (22 participants; GIS LUDIP Workshop & Industry and producer-driven Sweetpotato Seminar
	Number of faculty/ researchers/ staff attended IP related trainings and seminars (local/national/ international )	Innovation office	As per invitation	4	5.0	5.0	5.0	5.00	
	<b><u>Additional Outputs:</u></b>								
	Number of technologies endorsed to DOST Region for Issuance of Fairness Opinion Report by the Fairness Opinion Board	Innovation Staf	-						


MFOs/PAPs	Success Indicators	Units/Persons Responsible	Target (Jan-Dec 2022)	Actual Accomplishmen (July-Dec 2022)	Rating				Remark
					Quality	Efficiency	Timeliness	Average	
	Number of research collaboration/ partnerships with LGUs, agencies, industry, private individuals, and local entrepreneurs (whole year)	Innovation Staff	-	12	5	5	5	5.00	On-going partnerships with Chamber of Commerce (4); DTI-Negosyo Center (1); IPOPHL (1); 6 ( new TBI incubatees )
<b>UMFO 6: General Administration and Support Services</b>									
	PI 1: Zero percent complaint from clients served	Innovation Personnel	Zero	0	4.5	4.5	4.5	4.50	
Capability Trainings	PI 1: Number of RDE staff capacitated/ attended trainings (National, international, regional conference)	Innovation staff	As per invitation	13	5.0	5.0	5.0	5.00	Innovation Office /project staff
Administrative and Facilitative Services	PI 2 Submission of center/unit PPMP for the following year within deadline as prescribed by BAC	Innovation Staff	1	1	5.0	5.0	5.0	5.00	
	PI 6: Number of staff meetings conducted	Innovation staff	4	21	5	5	5	5.00	Innovation Office /project staff meetings
	PI 7. Number of documents/communication, reports prepared, reviewed/processed	Innovation staff	-	350	5	5	5	5.00	
	PI 8. Number of clients/ beneficiaries who availed IP-related services eg. IP Advisory; Request IP related-data/survey forms, trainings	Innovation staff	As requested	474	5	5	5	5.00	Training participants- 470; assisted request for IP data- ; assisted request IP training- 2

MFOs/PAPs	Success Indicators	Units/Persons Responsible	Target (Jan-Dec 2022)	Actual Accomplishmen (July-Dec 2022)	Rating				Remark
					Quality	Efficiency	Timeliness	Average	
	P1.7 Efficient and customer-friendly frontline service	Innovation staff	Zero percent complaint from clients served		4.5	4.5	4.5	4.5	
Total Over-all Rating					106.0	105.8	105.8	105.9	
Best practices/new initiatives									
Average Rating					4.8	4.8	4.8	4.8	
Adjectival Rating					OUTSTANDING				


Received by:

  
**TONI MARC L. DARGANTES**  
 Planning Office  
 Date: JAN 13 2023

Calibrated by:

  
**DANIEL LESLIE S. TAN**  
 Chairman, PMT  
 Date: JAN 16 2023

Approved by:

  
**EDGARDO E. TULIN**  
 President  
 Date: 1/17/2023