



Visca, Baybay City, Leyte, PHILIPPINES  
Telephone (053) 565-0600 local 1027  
Email: [dgc@vsu.edu.ph](mailto:dgc@vsu.edu.ph)  
Website: [www.vsu.edu.ph](http://www.vsu.edu.ph)



I, JANNET C. BENCURE, Head of the Department of GEODETIC ENGINEERING, commits to deliver and agree to be rated on the attainment of the following targets in accordance with the indicated measures for the period **January - December 2021**.

Department Head  
Date: June 30, 2021

Date: June 30, 2021

## L:

\*\*\* Professors and Associate Professors are required to commit RDE outputs (Please Performance Indicators under Research (**UMFO 3**) and extension (**UMFO 4**))

**Rating Equivalents:**  
5 - Outstanding  
4 - Very Satisfactory  
3 - Satisfactory  
2 - Fair  
1 - Poor

MFO No.	Success/Performance Indicator (PI)		Units/Persons Responsible	Department Target	Actual Accomplishments		Rating				Remark (Details of the targetted output indicators with **)	% weight
					% Accomplishment as of June 2021	Details of Accomplishments	Quality	Efficiency	Timeliness	Average		
MFO 1	ADVANCED EDUCATION SERVICES (20%)											
	OVPA A MFO 1. Graduate Degree Program Management Services											

[illegible]



MFO No.	Success/Performance Indicator (PI)		Units/Persons Responsible	Department Target	Actual Accomplishments		Rating				Remark (Details of the targetted output indicators with **)	% weight
					% Accomplishment as of June 2021	Details of Accomplishments	Quality	Efficiency	Timeliness	Average		
	Flexible instructional materials											
	Assessment tools											
	PI 10: Number of virtual classrooms created and operationalized											
MFO 2	HIGHER EDUCATION SERVICES (50%)											
	PI 1. Percentage of first time licensure exam takers that pass the licensure exams *		Dept. Head & Faculty	61%							None yet (possible month for licensure exam would be October 2021)	7.5%
	PI 2. Percentage of graduates (2 years prior) that are employed *		Dept. Head & Faculty	85%	100%	100%	5.0	5.0	5.0	5.0	the 2019 graduates were all employed based on the tracer	2.5%
	PI 3. Percentage of undergraduate student population enrolled in CHED-identified and RDC-identified priority programs *		Dept. Head & Faculty	100%	100%	100%	5.0	5.0	5.0	5.0	with Certificate of Program Compliance (COPC) for BSGE Levels I-V effective A.Y. 2016-2017	2.5%
	PI 4. Percentage of undergraduate programs with accreditations *		Dept. Head & Faculty	100%	100%	100%	5.0	5.0	5.0	5.0	BSGE (Level II AACUP Accredited on the year 2018, Level I AACUP Accredited on the year 2015)	2.5%
	PI 5: Total FTE, coordinated, implemented and monitored *		Dept. Head & Faculty	300	80%	239.30	5	5	4	4.7	JCB-16.85; JJLR-35.75; FFM-38.45; MJE-26.80; ECC-20.50; JPNA-41.50; WPA-46.00; ABL-10.75; MLBT-2.70	20%
	PI 8: Number of students advised: *		Dept. Head & Faculty									
	On thesis/ field practice/special problem		Dept. Head & Faculty	20	55%	11	5.0	5.0	4.0	4.7	Field Practice Manuscript and Special Study Manuscript	1%
	No. of approved manuscript submitted within prescribed period		Dept. Head & Faculty	10	20%	2	5.0	5.0	4.0	4.7	OJT Manuscript- Elan, F Jr., Menorias, MA	1%
	On consultation		Dept. Head & Faculty	90	374%	337	5.0	5.0	4.0	4.7	JCB-56;FFM-20;GLSS-100;JJLR-22;ECC-12;MJEM-20;WPA-15;	0.5%
	PI 9: Number of student organizations advised/ assisted *		Dept. Head & Faculty									
	Student organizations advised		Dept. Head & Faculty	2	150%	3	5.0	5.0	4.0	4.7	CET-SSC, DOST, GEP-VSUSC	1.25%

MFO No.	Success/Performance Indicator (PI)		Units/Persons Responsible	Department Target	Actual Accomplishments		Rating				Remark (Details of the targetted output indicators with **)	% weight
					% Accomplishment as of June 2021	Details of Accomplishments	Quality	Efficiency	Timeliness	Average		
	Student organizations assisted on student related activities		Dept. Head & Faculty	2								1.25%
	<b>PI 10:</b> Number of instructional materials developed *		Dept. Head & Faculty									10%
	On-line ready courseware		Dept. Head & Faculty	15	167%	25	5.0	5.0	4.0	4.7	Subjects in 2nd Semester AY 2020-21 including the remaining lessons in 1st Semester AY 2020-21	
	Flexible instructional materials		Dept. Head & Faculty	15	247%	37	5.0	5.0	4.0	4.7	Subjects from the 2nd Sem A.Y. 2020-21 and 1st Sem A.Y. 2020-	
	Assessment tools		Dept. Head & Faculty	75	99%	74	5.0	4.0	4.0	4.3	Exams and quizzess for the subjects of 1st and 2nd Sem A.Y	
	<b>PI 10:</b> Number of virtual classrooms created and operationalized		Dept. Head & Faculty	15	127%	19	5.0	5.0	5.0	5.0	GEng 114, GEng 136, GEng 128a, GEng 128b, GEng 112, ESci 121n, GEng 146, GEng 131n, GEng 162, GEng 138, GEng 158, GEng 135e, GEng 122n, GEng 126n, GEng 133c, Geng 142n, GEng 124n, GEng 199, GEng 138	
	<b>PI 11:</b> Additional Outputs		Dept. Head & Faculty									
	Other outputs implementing the new normal due to Covid-19					1	5.0	5.0	4.0	4.7	Establishment of online Platform Student Consultation Form	
<b>MFO 3</b>	<b>RESEARCH SERVICES (10%)</b>											
	<b>PI 1.</b> Number of research outputs in the last three (3) years utilized by the industry or by other beneficiaries *		DCGM	1	100%	1	4.0	4.0	4.0	4.0	Utilized by students in GEng 147 Class (1st Sem A.Y 2020-2021)	2%
	<b>PI 2.</b> Number of research outputs completed within the year *		DCGM & GLSS	2								2%
	<b>PI 3.</b> Percentage of research outputs published in internationally-referred or CHED recognized journal within the year (2%) *		Dept. Head & Faculty									
	In refereed int'l journals					3	5.0	5.0	5.0	5.0	1)MDPI Journal 2) Frontiers in Sustainability Journal 3) International Journal of Housing	1.50%
	In refereed nat'l/regional journals		DCGM	1								0.50%



[illegible]

[illegible]



MFO No.	Success/Performance Indicator (PI)		Units/Persons Responsible	Department Target	Actual Accomplishments		Rating				Remark (Details of the targetted output indicators with **)	% weight
					% Accomplishment as of June 2021	Details of Accomplishments	Quality	Efficiency	Timeliness	Average		
	Number of Best practices/new initiatives in academic units' management replicated/benchmarked by other depts/agencies											2%
Total Over-all Rating							159.000					
Average Rating					1.32%		4.818					
Adjectival Rating							Outstanding					

Faculty members: JPNA- James Philip N. Ancheta, JCB- Jannel C. Bencure, ECC- Eulalio C. Colubio, Jr., RRD- Rex R. Dohoz, DCGM- Diana Christa G. Molloza, JJLR - Juztine Jane L. Rebuyas, GLSS- Glenda Loraine S. Sobrio


Faculty on Study Leave: FFM - Florentino F. Morales, Jr., MJEM - Martin Jan E. Mercurio


Received by:

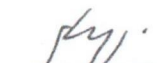
Calibrated by:


Recommending Approval:

Approved:

  
**DANIEL LESLIE S. TAN**  
 Director for Planning  
 Date: JUL 22 2021

  
**REMBERTO A. PATINDOL**  
 Chairman, PMT  
 Date: 7/15/21

  
**BEATRIZ S. BELONIAS**  
 Vice Pres. for Acad. Affairs  
 Date: 7/15/2021

  
**EDGARDO E. TULIN**  
 President  
 Date: \_\_\_\_\_

\* To indicate in the remarks column the details of the targetted outputs for easy review and calibration.

\*\* No percentage weight for ranking purposes since these are activities only expected to be performed at the department level