

Ofd 563
1-21


1709

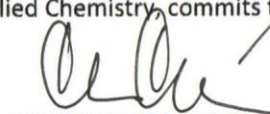
INSTRUCTION: To facilitate formula-assisted consolidation, don't delete nor add rows & columns. Dean's Office will hide blank rows after consolidation. Don't delete cell formulas. Use provided blank


Visayas State University
College of Arts and Sciences
DEPARTMENT OF PURE AND APPLIED CHEMISTRY
Visca, Baybay City, Leyte
OFFICE PERFORMANCE COMMITMENT & REVIEW (OPCR)

JAN 23 2019

I, JACOB GLENN F. JANSALIN, Head of the Department of Pure and Applied Chemistry, commits to deliver and agree to be rated on the attainment of the following accomplishments in accordance measures for the period **July 1-December 31, 2018.**


JACOB GLENN F. JANSALIN
Head, DoPAC
Date:


CANDELARIO L. CALIBO
CAS Dean


BEATRIZ S. BELONIAS
VP for Instruction
Date: June 30, 2018

INFORMATION ON PERSONNEL FULL-TIME TEACHING EQUIVALENT (FTE):

Personnel	FTE/Summer	FTE Total
Department Head	0.0	8.00
Faculty w/ Univ. Designated Position	0.0	4.00
Regular Faculty (Vac. & Sick Leaves)	0.0	10.00
Regular Faculty (Teacher's Leave)	0.0	48.00
Part time Faculty Members	Actual	Actual
Admin Staff Members		

Rating Equivalents:
5 - Outstanding
4 - Very Satisfactory
3 - Satisfactory
2 - Fair
1 - Poor

MFO No.	MFO Description	Success/Performance Indicator (PI)	Target	Actual Accomplishment		Rating				Remark
				% Accomplishment	Details of Accomplishment	Quality	Efficiency	Timeliness	Average	
UMFO 1	Advanced Education Services									
	OVPI MFO1	Graduate Degree Program Management Services								
		PI 1 Graduate degree program monitored	2	2.00		5	5	5	5	AMA, AAR, RAPV, JGFJ
		PI 2*Total Graduate FTE monitored	3			5	5	5	5	Chem 209, Chem 208, Chem 211, Chem 207

		PI 3 Percentage increase in number of graduate students who graduated within prescribed period								
		PI 4 Percentage increase in number of graduate students enrolled	5%			4	4	4	4	
	OVPI MFO2	Graduate Student Management Services								
		PI 1 Number of graduate students awarded with scholarships/assistantships								
		PI 2 Percentage of graduate students awarded with scholarship/assistantship who graduated within the prescribed period								
		PI 3 Number of graduate students awarded with honor/distinction upon graduation								
		PI 4 Number of graduate students advised								
	OVPI MF03	PI 1 Proposed MSChem	1	1.00		5	5	5	5	
UMFO2	Higher Education Services									
	OVPI MFO1	Curriculum Program Management Services								
		PI 1* Total Undergraduate FTE monitored								
		VL-6	48	115.00%		5	5	5	5	
		TL-5	72	94.00%		5	5	5	5	
		PT-6	36	178.00%		5	5	5	5	
		PI 2 Number of undergraduated curricular programs compliant to CMO approved and offered	1	1.00		5	5	5	5	
		PI 3 Average passing percentage in licensure examination in mandated programs	30% (RCh) ; 80% (RCT)	44% (RCH); 100% (RCT)Jap 387)		5	5	5	5	
		PI 4 Number of undergraduate graduates in mandated programs graduated within the prescribed period								
		BSChem								
		BSAC								

		PI 5 Percentage increase in the number undergrad students who graduated within the prescribed period								
		PI 6 Percentage increase in the number undergrad students enrolled								
		BSCHEM-116	60	64	new enrolles	5	5	5	5	
		BSAC-10								
		PI 7 Number of academic/industry linkage established	5	7.00	Coca-Cola(Tagbilaran & Cebu) EDC, Fast Lab, PASAR, DA R08	5	5	5	5	Coca-Cola(Tagbilaran & Cebu) EDC, Fast Lab, PASAR, DA R08, DBSN Agriventures, SC Global
		PI 8 Number of students advised	All	100.00%		5	5	5	5	
		PI 9 Number of student organization advised/assisted	1	1.00		5	5	5	5	
		PI 10 Number of instructional materials developed								
UMFO 3	Research Services									
		PI 1* Number of published papers in internationally indexed journals								
		<i>refereed intl journals</i>								
		<i>refereed ntl journals</i>								
		<i>Institutional journals</i>								
		PI 2* Number of research outputs presented in regional/national/international fora/conferences								
		<i>International fora/conferences</i>	4	3.00						
		<i>national fora/conferences</i>	1	1.00		5	5	5	5	
		<i>Institutional fora/conferences</i>	5	5.00		5	5	5	5	
		PI 3 Number of research projects conducted and/or completed on schedule	2	2.00		5	5	5	5	
		PI 4 Number of research proposals submitted	1	1.00		5	5	5	5	wood vinegar
		PI 5 Number of research proposals approved								
		PI 6 Amount of research money generated from external funding								

[illegible]

UMFO 5	Support to Operations (Supporting to Organizations)									
	OVPI MFO 1	Faculty Development Services								
		PI 1 Number of faculty pursuing advance research degree programs (PhD) facilitated, monitored & assisted	2 (PhD); 2(MS)	3(PhD); 3 (MS)		5	5	5	5	JGFJANSALIN, AARAMAL, GCACABAL/ YPLAZONA/ YSSALAS
	OVPI MFO 2	Faculty Recruiting/Hiring Services								
		PI 1 Number of faculty recruited/hired aligned with ISO standard	1	1.00		5	5	5	5	
	OVPI MFO 3	Faculty Evaluations Services								
		PI 1 Number of seminars/training/conventions/workshops coordinated for entire university	1			4	4	4	4	
		PI 2 Number of seminars/training/conventions/workshops coordinated outside of the university								
		PI 3 Percentage of faculty rated by students with atleast very satisfactory rating in 50% of the subjects evaluated	30% 80%	44% 100%		5 5	5 5	5 5	5 5	RCH first taken RCH w/ top 387
		PI 4 Number of in-house seminars/training/workshops/reviews conducted attended	5	5		5	5	5	5	
		PI Additional outputs								
		<i>Number of faculty/staff awards/honors received related to operations suport</i>								
	OVPI MFO 4	Program and institutional Accreditation Services								
		PI 1 Number of degree programs which passed accreditation/evaluation at least Level 1	1	100.00%		5	5	5	5	
		PI 2 QMS on faculty recruitment, development								
		PI 3 Percentage of degree program compliant with CHED	100	100.00%		5	5	5	5	
		PI 4 Additional Outputs								
		<i>Number of activities organized/assisted/participated/facilitated</i>	1							

UMFO 6	General Administration & Support Services									
		PI 1 Zero complaints from clients	0 complaint	100.00%		5	5	5	5	
		PI 2 Additional Outputs/Best Practices								
		PI 2. No. of management meetings conducted								
Total Over-all Rating										141.63
Average Rating										4.721
Adjectival Rating										0

Received by:

TERESITA L. QUIÑANOLA

Head, PRPEO

Date: _____

Calibrated by:

REMBERTO A. PATINDOL, Ph.D

Chairman, PMT

Date: _____

Recommending Approval:

BEATRIZ S. BELONIAS

VP for Instruction

Date: _____

Approved:

EDGARDO E. TULIN, Ph.D.

President

Date: _____