

6471 9969
10/4

Visayas State University
INSTRUCTION

Visca, Baybay City, Leyte

OFFICE PERFORMANCE COMMITMENT & REVIEW (OPCR)

I, ROSARIO A. SALAS, Head Department of Horticulture, commits to deliver and agree to be rated on the attainment of the following targets in accordance with the indicated measures for the period January to June, 2018.


ROSARIO A. SALAS

Head, Department of Horticulture


VICTOR B. ASIO

Dean College of Agriculture and Food Science

Date: _____


MFO No.	MFO Description	Success/Performance Indicator (PI)	Units/Persons Responsible	Target	Actual Accomplishment	Rating				Remark
						Quality	Efficiency	Timeliness	Average	
	UMFO 1. ADVANCED EDUCATION SERVICES									
UMFO	OVPI MFO 1. Graduate Degree Program Management Services									
OVPI MFO 1. Graduate Degree Program Management Services										
	PI 1: Graduate degree program monitored	OVPI, OGS, College, Department	2	2	5	5	5	5		
	PI 2: Total graduate FTE monitored	OVPI, OGS, College, Department	12.83	13.85	5	5	5	5		
	PI 3: Percentage increase in number of graduate students enrolled	OVPI, OGS, Department, Registrar	5%	18.51%	5	5	5	5		
	PI 4: Percentage increase in number of graduate students who graduated within prescribed period.	OVPI, OGS, Department, Registrar	50.00%	100.00%	5	5	5	5		
OVPI MFO 2. Graduate Student Management Services										
	PI 1: Number of graduate students awarded with scholarship/ assistantship	OVPI, OGS, OPO, Department	15.00	25.00	5	5	5	5		
	PI 2: Percentage of graduate students awarded with scholarship/ assistantship who graduated within prescribed	OVPI, OGS, OPO, Department, Registrar	50%	78%	5	5	5	5		
	PI 3: Number of graduate students awarded with honors/distinction	OVPI, OGS, OPO, Department, Registrar	1	2	5	5	5	5		
	PI 4: Number of graduate student advised		23	32	5	5	5	5		
UMFO 2. HIGHER EDUCATION SERVICES										
OVPI MFO 1. Curriculum Program Management Services										
	PI 1: Total undergraduate FTE monitored	OVPI, Department	250	309.35	5	5	5	5		


	PI 2: Number of undergraduate curricular program compliant to CMO, approved and offered	OVPI, Department, University Curriculum Committee	1	1	✓	✓	✓	✓	
	PI 3: Average passing percentage in licensure examinations in mandated programs	OVPI, Department, University Curriculum Committee							
	PI 4: Number of undergraduate graduates in mandated programs graduated within the prescribed period	OVPI, Registrar, College, Department	43	50	✓	✓	✓	✓	
	PI 5: Percentage increase in the number of undergraduate students who graduated within prescribed period	OVPI, Registrar, College, Department	5.00%	14.00%	✓	✓	✓	✓	
	PI 6: Percentage increase in the number of undergraduate students enrolled	OVPI, Department, Registrar, URC	5.00%	192.00%	✓	✓	✓	✓	
	PI 7: Number of academe/industry linkage established		6.00	6.00	✓	✓	✓	✓	DOST, DA RFO-8, DA-BAR, ATI RO8, LGU- Baybay ,LGU- Ormoc and ACIAR
	PI 8: Number of students advised		50	146	✓	✓	✓	✓	
	PI 9: Number of student organization advised		1	1	✓	✓	✓	✓	
	PI 10: Number of instructional materials developed								
UMFO 3. RESEARCH SERVICES									
	PI 1. Number of published papers in internationally indexed refereed int'l journals		3	3	✓	✓	✓	✓	
	refereed nat'l journals								
	institutional journals								
	PI 2. Number of research outputs presented in regional/national/int'l fora/conferences	2	6		✓	✓	✓	✓	PSSN/ IConSIE, PAPTCB
	nat'l fora/conferences	1	1		✓	✓	✓	✓	
	reg'l fora/conferences								
	institutional fora/conferences								
	PI 3. Number of research projects conducted and/or completed on schedule	Conducted research on Horticultural crops	10	16	✓	✓	✓	✓	
	PI 4. Number of research proposals submitted		1	2	✓	✓	✓	✓	
	PI 5. Percent of research proposals approved								
	PI 6. Amount of research money generated from external funding	Generated funds for the conduct of researches	5M	6.454M	✓	✓	✓	✓	
	PI 7. Amount of research money generated from institutional		0.15M	0.18M	✓	✓	✓	✓	
	PI 8. Additional outputs								
	No. of research-related awards (research conducted by)		1	1	✓	✓	✓	✓	Best orig paper
UMFO 4. Extension Services	UMFO 4. EXTENSION SERVICES								


PI 1. Number of person-days trained weighted by length of		300	951	5	5	5	5
PI 2. Number of trainings conducted		5	7	5	5	5	5
PI 3. Number of IEC materials/technoguides developed/used		15	72	5	5	5	5
PI 4. Number of beneficiaries served							
Groups		4	4	5	5	5	5
Individuals		50	120	5	5	5	5
PI 5. Number of technical / expert services							
Research mentoring	High School research adviser	1	27	5	5	5	5
Peer reviewers/ Panelist							
Resource Person		10	18	5	5	5	5
Convemor/ Organizer							
Consultancy	DOST	1	2	5	5	5	5
Evaluator							
PI 6. Number of extension project conducted	HELP, CAFS and CACAO	2	3	5	5	5	5
PI 7. Number of extension proposal submitted							
PI 8. Percent of extension proposal approved							
PI 9. Amount of extension money generated from external	ATI	0.01M	0.03M	5	5	5	5
PI 10. Amount of extension money generated from institutional	HELP	0.15M	0.27M	5	5	5	5
PI 11. Additional outputs							
Number of extension-related awards (extension conducted)							
UMFO 5. SUPPORTING TO ORGANIZATION							
OVPI MFO 1. Faculty Development Services							
PI 1: Number of faculty pursuing advanced research degree programs (PhD) facilitated, monitored and assisted	OVPI, ODAHRD, SFAC, Department	2	2	5	5	5	5
OVPI MFO 2. Faculty Recruitment/Hiring Services							
PI 1: Number of faculty recruited/hired aligned with ISO standards	OVPI, ODAHRD, APB, Department						
OVPI MFO 3. Faculty Evaluation Services							
PI 1: Number of seminars/ training/ conventions/ workshops							
PI 2: Number of seminars/ training/ conventions/ workshops							
PI 3: Percentage of faculty rated by students with at least very		100%	100%	5	5	5	5
PI 4: Number of in-house/ seminars/training/ workshops/ reviews conducted/attended	International, national and local	5	5	5	5	5	5
PI 5: Additional outputs							
Number of faculty/staffs awards/honors received realated	SEARCA	1	1	5	5	5	5
OVPI MFO 4. Program and Institutional Accreditation Services							
PI 1: Number of degree programs which passed accreditation/evaluation at least Level 1	OVPI, QAC, OGS, Department	1	1	5	5	5	5
PI 2: QMS on faculty recruitment, development & performance evaluation aligned with ISO standards	OVPI, QAC, ODAHRD						

	PI 3: Percentage of degree program complaint with CHED	OVPI, QAC, College, Department	1	1	5	5	5	5	
	PI 4: Additional outputs								
	Number of activities organized/ attended/ assisted/ participated/ facilitated	AACUP Chairman/ Member committe	2	2	5	5	5	5	
UMFO 6. General Administration and Support Services (GASS)									
	PI 1: Zero complaints from clients								
	PI 2: Additional outputs/ Best practices	Edible Landscaping	2	2	5	5	5	5	
TOTAL OVERALL RATING :									
AVERAGE RATING :									
ADJECTIVAL RATING :									

Received by:

Calibrated by:

REMBERTO PATINDOL
 Chairman, PMT
 Date: _____

Recommending Approval:

BEATRIZ S. BELONIAS
 Vice Pres. for Instruction
 Date: _____

Approved:

EDGARDO E. TULIN
 President
 Date: _____