


		PI1: Number of graduate students awarded with scholarship/assistantship	Faculty	6							
		PI2: Percentage of graduate students awarded with scholarship/assistantship who graduated within prescribed period	Faculty	1							
		PI3: Number of graduate students awarded with honors/destination									
UMFO 2	HIGHER EDUCATION SERVICES										
	MFO 1: Curriculum Program Management Services										
		PI1: Total FTE monitored									
		- with PhD	Faculty	18	80.00%	14.4	5	5	5.00	5.00	
		- with MS	Faculty	54	95.50%	51.6	5	5	5.0	5.00	
		- with BS	Faculty	19	50.52%	9.6	5	5	5.0	5.00	
		-Part timers	Faculty	5		59	5	5	5	5.00	
		PI2: Percentage increase of undergraduate students enrolled	Faculty	60%	1.16%	70%	5	5	5	5.00	
		PI3: Percentage increase in the number of undergraduate students who graduated within prescribed period		85%	89.47%	95%	5	5	5.00	5.00	
		PI4: Percentage passing of students in the licensure board examination									
		BSED									
		BEED									
		PI 5. Number of academe/Industry linkage established									
		* Local	Head, Faculty	9	1.55	14	5	5	5	5.00	
		* National	Head, Faculty	4	1.5	6	5	5	5	5.00	
		* International	Head, Faculty	1	1	1	4	4	5.00	4.33	
		rAwards/Honors Received by:	Head, Faculty	4	1	4	5	5	5.00	5.00	
		rAwards/Honors Received by Students:	Head, Faculty & Affiliate Staff	50	3.16	158	5	5	5.00	5.00	
		PI 6a. Number of students advised									
		On student teaching	Head, Faculty				5	5	5	5.00	
		On consultation	Head, Faculty	350	1.43%	500	5	5	5	5.00	
		PI 6b. No. of student organizations Advised/Assisted	Artiga,								
		Student organizations advised		5	1.6	8	5	5	5	5	
		Student related activities assisted	Head, Faculty	10	1.8	18	5	5	5	5.00	

		PI 7. Number of instructional materials developed									
		<i>New syllabi</i>		2	2	4	5	5	4.00	4.66	
		<i>Revised syllabi</i>		5	1.4	7	5	5	4.00	4.66	
		<i>New lecture manual</i>									
		Review with syllabus- Instructional Materials		3	1.6	5	5	5	4.00	4.66	
		Info Drive to promote undergrad and MaEd Program		1	1	1	5	5	5.00	5.00	
		Revision of Intramural Sports Program		1	2	2	5	5	5.00	5.00	
		Proposal from Non-Thesal to Thesis Program		1	1	1	5	5	5.00	5.00	
		Compliance of AACUP Accrediatation Recommendation		1	1	1	5	5	5.00	5.00	
		Identification of Instructional needs priorities and materials for procurement		12	1.25	15	5	5	5.00	5.00	
		Organized Workshops/ Sports Clinic		3	1.33	4	5	5	5.00	5.00	
		<i>Revised lecture manual</i>									
		<i>New lab. manual</i>									
		<i>Revised Lab. Manual</i>									
		<i>New Powerpoint lecture presentation (per course)</i>		30	1.80%	55	5	5	4.00	4.66	
		<i>Revised Powerpoint lect. presentation (per course)</i>		85	1.29%	110	5	5	5	5.0	
		<i>Musical Scores for Choral and Instruments</i>		15	1.33%	25	5	5	5.00	5.0	
		<i>Revised Sports Scoresheets for co-curricular activities</i>		3	1.67%	10	5	5	5.00	5.0	
		PI 8. Additional outputs									
		<i>Accreditation of curricular program (4TH LEVEL PHASE B)</i>		1	1.00%	1	5	5	5.00	5.0	
		<i>Number of Students Oriented on BSED MAPEH program and institute policies</i>					5	5	5.00	5.0	
		Number of articles/news feature posted on Web Team & Obelisk		5	2.00%	10	5	5	5	5.0	
UMFO 3		RESEARCH SERVICES									
		PI1: Number of published papers									
		<i>In refereed int'l journals</i>									
		<i>In refereed nat'l journals</i>									

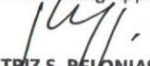
		PII: Number of graduating high school students who took the exam resulting from information drive									
	MFO 6: Program and Institutional Accreditation Services										
		PI1: Number of degree program which passed accreditation/evaluation at least Level 1	Head, Dean, program coordinator	1	1	1	5	5	5.00	5.00	
		PI2: Degree program compliant with CHED	Head, dean, program coordinator, faculty & staff	1	1	1	5	5	5.00	5.00	
		PI3: Readiness to SUC levelling by CHED and DBM	Head, dean, program coordinator, faculty & staff	1	1	1	5	5	5.00	5.00	
UMFO 6	GENERAL ADMINISTRATION AND SUPPORT SERVICES										
		PI 1. Number of departments and/or service units supervised and monitored	Head, Faculty and Staff, Dean, President, VP & Students	20	1.25	25	5	5	5.00	5.00	
		PI 2. No. of management meetings conducted	Head	20	1.5	30	5	5	5.00	5.00	
		PI 3. Number of documents attended and served	Head	800	1.62	1300	5	5	5.00	5.00	
		PI 4. Number of academic lecture/laboratory rooms maintained	Head, Administrative Staff	8	1.25	10	5	5	5.00	5.00	
		PI 5. Number of athletic equipment maintained	Head, Administrative Staff	800	1.25	1000	5	5	5	5.00	
		PI6. Number of budget proposals and financial requirements of department & university programs endorsed to finance committee	Head	4		7	5	5	5	5.00	
		PI 7. Periodic inventory of equipment, supplies and materials	Head, Administrative staff, property custodian	3	1.5	5	5	5	5	5.0	
		PI 8. Number of sports facilities maintained	Head, faculty in-charge of university sports facilities, clerk &	18	1.11	20	5	5	5	5.00	
		PI 9. Number of supplies & sports equipment purchased	Head, property custodian, service pe coordinator, varsity sports coordinator	250	1.25	300	5	5	5	5.0	

		PI 10. Number of personnel endorsed for personnel actions (recruitment, renewals, promotions, leaves, pass slips, permission to engage in outside activities, etc.)	Head & IHK Personnel Committee	25		40	5	5	5	5.0	
		Zero percent complaint from clients served	Head, Faculty, Staff	0	1	0	5	5	5.00	5.00	
		Additional Outputs									
		P11. Host to Regional SCUAA 2017	Administration, Faculty, Staff & Students								
		P12. Organized a Team IHK fellowships/Team building activity to enhance and strengthen human relations									
Total Over-all Rating							365	365	360.00	1090.00	
Average Rating							4.93	4.93	4.86	4.90	
Adjectival Rating											Outstanding

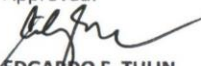
Calibrated by:


REMBERTO A. PATINDOL
Chairman, PMT
Date: _____

Recommending Approval:


BEATRIZ S. BELONIAS
VP for Instruction
Date: _____

Approved:


EDGARDO E. TULIN
President
Date: _____