



**VISAYAS**  
STATE UNIVERSITY



**DEPARTMENT OF  
MATHEMATICS AND PHYSICS**  
1/F Old Library Building  
VSU, Visca, Baybay City, Leyte, 6521 Philippines  
Phone: +63 53-565-0600 loc 1030  
Email: dmp@vsu.edu.ph



**OFFICE PERFORMANCE COMMITMENT & REVIEW (OPCR)**

I, Eusebio R. Lina, Jr., Head of the Department of Mathematics and Physics, would like to report and be rated on the following accomplishments in accordance with the indicated measures for the period July - December 2020.

Eusebio R. Lina, Jr.  
**EUSEBIO R. LINA, JR.**

Department Head  
Date: 01-27-2021

MA. THERESA P. LORETO  
College Dean  
Date: 01-29-2021

Personnel	INFORMATION ON PERSONNEL FULL-TIME TEACHING EQUIVALENT (FTE):		Total FTE (1x2)	RDE Commitments***		
	Number (1)	Min. FTE (2)		Research	Publication	Extension
Department Head	1	8	8.0	0.0	0	0
Faculty w/ Univ. Designated Position	0	2.5	0.0	0.0	0	0
Regular Faculty (VSL)*	4	15	60.0	2.0	1	1
Regular Faculty (ILS)*	13	18	234.0	0.0	0	0
Part time Faculty	0	24	0.0	0.0	0	0
Admin Staff Members	4	0	0.0			
<b>TOTAL</b>			<b>302</b>	<b>2.0</b>	<b>1</b>	<b>1</b>

Rating Equivalents:  
5 - Outstanding  
4 - Very Satisfactory  
3 - Satisfactory  
2 - Fair  
1 - Poor

Note: \* On vacation-sick-leave status. Ratio of Instruction and RDE commitments should be determined based on FTE of 18 units  
\*\* On Teacher's Leave status. Minimum FTE required is 18 units  
\*\*\* Professors and Associate Professors are required to commit RDE outputs (Please Performance Indicators under Research (UMFO 3) and extension (UMFO 4))

MFO No.	Success/Performance Indicator (PI)	Units/Persons Responsible	Department Target (Jan. - Dec.)	Actual		Rating				Remark (Details of the targetted output indicators with **)
				% Accomplishment	Details of Accomplishments	Quality	Efficiency	Timeliness	Average	
MFO 1	ADVANCED EDUCATION SERVICES (20%)									
	OVPI MFO 1. Graduate Degree Program Management Services									

% weight

1	PI 1. Percentage of graduate school faculty engaged in research work applied in any of the following:	Dept. Head & Faculty	N/A									DMP has no graduate school faculty at the moment	4%
	a. pursuing advanced research degree program (Ph.D) *		N/A										
	b. actively pursuing in the last three (3) years (investigative research, basic and applied scientific research, policy research social science research)		N/A										
	c. producing technologies for commercialization or livelihood improvement		N/A										
	d. whose research resulted in an extension program		N/A										
	<b>OVPI MFO 2. Graduate Student Management Services</b>												
	PI 1: Percentage of graduate students enrolled in research degree programs *	Dept. Head & Faculty	N/A									DMP has no graduate program offering at the moment	2%
	PI 2: Percentage of accredited graduate programs *	Dept. Head & Faculty	N/A										2%
	PI 3: Number of graduate degree specializations offered and monitored *	Dept. Head & Faculty	N/A										2%
	PI 4: Total FTE coordinated, implemented & monitored*	Dept. Head & Faculty	N/A										2%
	PI 5: Percentage increase in number of graduate students enrolled *	Dept. Head & Faculty	N/A										2%
	PI 6: Percentage increase in number of students who graduated within prescribed period *	Dept. Head & Faculty	N/A										2%
	PI 7: Number of graduate students awarded with honors/distinction *	Dept. Head & Faculty	N/A										2%
	PI 8: Number of graduate students advised *	Dept. Head & Faculty	N/A										2%
	PI 9: Number of instructional materials developed *	Dept. Head & Faculty	N/A										
	On-line ready courseware		N/A										

20%



	Flexible instructional materials			N/A									
	Assessment tools			N/A									
	PI 10: Number of virtual classrooms created and operationalized			N/A									
<b>MFO 2</b>	<b>HIGHER EDUCATION SERVICES (50%)</b>												
	PI 1. Percentage of first time licensure exam takers that pass the licensure exams *		Dept. Head & Faculty	N/A								DMP has no undergraduate program offering at the moment	7.5%
	PI 2. Percentage of graduates (2 years prior) that are employed *		Dept. Head & Faculty	N/A								DMP has no undergraduate program offering at the moment	2.5%
	PI 3. Percentage of undergraduate student population enrolled in CHED-identified and RDC-identified priority programs *		Dept. Head & Faculty	N/A								DMP has no undergraduate program offering at the moment	2.5%
	PI 4. Percentage of undergraduate programs with accreditations *		Dept. Head & Faculty	N/A								DMP has no undergraduate program offering at the moment	2.5%
	PI 5: Total FTE, coordinated, implemented and monitored *		Dept. Head & Faculty	604	84.10%	507.95	5.0	5.0	5.0	5.0			20%
	PI 8: Number of students advised: *		Dept. Head & Faculty										
	On thesis/ field practice/special problem			N/A									1%
	No. of approved manuscript submitted within prescribed period			N/A									1%
	On consultation			30	167.00%	50	5.0	5.0	5.0	5.0			0.5%
	PI 9: Number of student organizations advised/ assisted *		Dept. Head & Faculty										
	Student organizations advised			2	100.00%	2	5.0	5.0	5.0	5.0	CAS-SSC, MMS		1.25%
	Student organizations assisted on student related activities			2	100.00%	2	5.0	5.0	5.0	5.0	CAS-SSC, MMS		1.25%
	PI 10: Number of instructional materials developed *		Dept. Head & Faculty										10%
	On-line ready courseware		Dept. Head & Faculty	18	188.89%	34	5.0	4.5	4.5	4.67	See attached list		



	Flexible instructional materials	Dept. Head & Faculty	18	188.89%	34	5.0	4.5	4.5	4.67	See attached list	
	Assessment tools	Dept. Head & Faculty	36	55.56%	20	5.0	5.0	4.0	4.67		
	PI 10: Number of virtual classrooms created and operationalized	Dept. Head & Faculty	18	188.89%	34	5.0	5.0	5.0	5.0	See attached list	
	PI 11: Additional Outputs	Dept. Head & Faculty									
<b>MFO 3</b>	<b>RESEARCH SERVICES (10%)</b>										
	PI 1. Number of research outputs in the last three (3) years utilized by the industry or by other beneficiaries *	Dept. Head & Faculty	0								2%
	PI 2. Number of research outputs completed within the year *	Dept. Head & Faculty	0								2%
	PI 3. Percentage of research outputs published in internationally-referred or CHED recognized journal within the year (2%) *	Dept. Head & Faculty	0								
	<i>In refereed int'l journals</i>		1	1400.00%	14	5.0	5.0	5.0	5.0		1.50%
	<i>In refereed nat'l/regional journals</i>		0								0.50%
	PI 4. Number of research outputs presented in regional/national/ int'l fora/conferences *	Dept. Head & Faculty									
	<i>In int'l fora/conferences</i>		0								1.50%
	<i>In nat'l/regional fora/conferences</i>		0								0.50%
	PI 5. Percent of research proposals approved *	Dept. Head & Faculty	1	0.00%	0	3.0	3.0	3.0	3.0		0.5%
	PI 6. Additional outputs*	Dept. Head & Faculty									
	No. of research proposals submitted	Dept. Head & Faculty	1	0.00%	3	3.0	3.0	3.0	3.0		
	No. of research-related awards (research conducted by faculty or student w/ faculty)		0		0						1.50%
<b>MFO 4</b>	<b>EXTENSION SERVICES (10%)</b>										

10%

	PI 1. Number of active partnerships with LGUs, industries, NGOs, NGAs, SMEs, and other stakeholders as a result of extension activities *	Dept. Head & Faculty	0		0						2.0%
	PI 2. Number of trainees weighted by the length of training *	Dept. Head & Faculty	30	116.67%	35	5.0	5.0	5.0	5.0		2%
	PI 3. Number of extension programs organized and supported consistent with the SUC's mandated and priority programs *	Dept. Head & Faculty	1	100.00%	1	5.0	5.0	5.0	5.0	EXT-65 .CAS Program: Enhancement training for HS math/physics teachers in provinces of Biliran, Leyte and Southern Leyte	2%
	PI 4. Percentage of beneficiaries who rated the training course/s and advisory services as satisfactory or higher in terms of quality and relevance*	Dept. Head & Faculty	1	100.00%	1	5.0	5.0	5.0	5.0	Webinar on Creating a Mobile App for Science and Mathematis Instruction using MIT App Inventor	1%
	PI 5. Number of technical/expert services *	Dept. Head & Faculty									1%
	Research Mentoring		0		0						
	Peer reviewers/Panelists		0		0						
	Resource Persons		0		2	5.0	5.0	5.0	5.0		
	Convenor/Organizer		1	100.00%	1	5.0	5.0	5.0	5.0		
	Consultancy		0		0						
	Evaluator		0		0						
	PI 8. Percent of extension proposals approved *	Dept. Head & Faculty	0		0						0.5%
	PI 11. Additional outputs *	Dept. Head & Faculty									
	No. of extension-related awards (extrn. conducted by faculty or student & faculty) *		0		0						1.5%
<b>MFO 5</b>	<b>Support to Operations</b>										
	OVPI MFO 1. Faculty Development Services										
	PI 1: Number of faculty pursuing advanced research degree programs (PhD) facilitated, monitored and assisted *	Dept. Head & Faculty	6	133.33%	8	4.0	4.5	4.5	4.33	Abad, Abas, Cagande, Coco, Sidaya, Sacedon, D. Valenzona, J. Valenzona	0.625%

10%



	<b>OVPI MFO 2. Faculty Recruitment/Hiring Services</b>											
	<b>PI 2:</b> Number of faculty recruited/hired based on needed competencies and aligned with ISO standards *	Dept. Head & Faculty	0		0							0.125%
	<b>OVPI MFO 3. Faculty Evaluation Services</b>											
	<b>PI 3:</b> Number of seminars/trainings/ conventions/workshops coordinated for entire university *	Dept. Head & Faculty	0		0							0.25%
	<b>PI 4:</b> Number of seminars/trainings/ conventions/workshops coordinated outside of the university *	Dept. Head & Faculty	0		0							0.25%
	<b>PI 5:</b> Percentage of faculty rated by students with at least very satisfactory rating in 50% of the subjects evaluated *	Dept. Head & Faculty	75%		No data						No resut of TPES yet	0.75%
	<b>PI 6 :</b> Number of in-house seminars/trainings/ workshops/reviews conducted *	Dept. Head & Faculty	1	100.00%	1	5.0	5.0	5.0	5.0		Creating a Mobile App for Science and Mathematis Instruction using MIT App Inventor (Dry Run)	0.25%
	<b>PI 7 :</b> Additional outputs *	Dept. Head & Faculty										
	Number of faculty/staff awards/honors received related to operations support		0		0							0.25%
	<b>OVPI MFO 4. Program and Institutional Accreditation Services</b>											
	<b>PI 8.</b> Compliance to all requirements thru the established/adequate implementation, maintenance and improvement of the QMS of the core processes of the College/department under ISO 9001:2015*	Dept. Head & Faculty	All requirements are complied		3 Minor NCs	4.0	4.0	4.0	4.0		ISO Internal Audit	2.50%
<b>MFO 6</b>	<b>General Admin. &amp; Support Services (GASS)</b>											
	<b>PI 1.</b> Submission of College/Department PPMP for the following year within deadline as prescribed by BAC*	Dept. Head	On time submission of DMP PPMP	100.00%	On time submission of DMP PPMP	5.0	5.0	5.0	5.0			1%
	<b>PI 2.</b> Zero percent complaint from clients served	Dept. Head & all faculty & staff	0% complaint									2%
	<b>PI 3.</b> Number of coaching sessions among faculty & staff**	Dept. Head	5	120.00%	6	5.0	5.0	5.0	5.0		Faculty consultations with the Dept. Head	

5%

	PI 4. Number of planning sessions, tracking and monitoring of targets, etc. conducted to ensure attainment of department targets**	Dept. Head	2	150.00%	3	5.0	5.0	5.0	5.0		
	PI 5. Number of monthly/special faculty & staff meetings conducted**	Dept. Head	6	116.67%	7	5.0	5.0	5.0	5.0		
	PI 3: Additional Outputs	Dept. Head & all faculty & staff									
	Number of Best practices/new initiatives in academic units' management replicated/benchmarked by other depts/agencies *		0		0						2%
Total Over-all Rating											
Average Rating											
Adjectival Rating											
						108.333					
						171.90%			4.710		
						Outstanding					


5%


Received by:


Calibrated by:


Recommending Approval:

Approved:

  
**DANIEL LESLIE S. TAN**  
 Director of Planning and Infrastructure  
 Project Development and Monitoring

  
**REMBERTO A. PATINDOL**  
 Chairman, PMT  
 Date: 2/2/21

  
**BEATRIZ S. BELONIAS**  
 Vice Pres. for Instruction  
 Date: 2/1/21

  
**EDGARDO E. TULIN**  
 President  
 Date:

FEB 04 2021

To indicate in the remarks column the details of the targetted outputs for easy review and calibration.

\*\* No percentage weight for ranking purposes since these are activities only expected to be performed at the department level