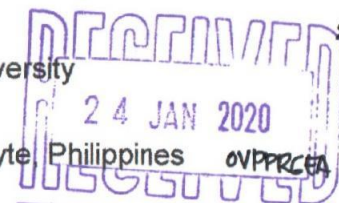




Visayas State University

Visca, Baybay City, 6521-A, Leyte, Philippines



OFFICE PERFORMANCE COMMITMENT & REVIEW (OPCR)

I, **DR. ANALITA A. SALABAO**, Head, Department of Business and Management, commits to deliver and agree to be rated on the attainment of following targets in accordance with the indicated measures for the period July-December 2019

ANALITA A. SALABAO

Head, DBM and Dean, CME

Date: _____

BEATRIZ S. BELONIAS

Professor III/VP for Instruction

Date: _____

INFORMATION ON PERSONNEL FULL-TIME TEACHING EQUIVALENT (FTE):

INFORMATION ON PERSONNEL FULL-TIME TEACHING EQUIVALENT (FTE):

RDE Commitments***

Personnel

Number (1) Min. FTE (2) total FTE (1x2) Research

Publication

Extension

Department Head	1		0.0	0.0	0	0
Faculty w/ Univ. Designated Position	3		0.0	0.0	0	0
Regular Faculty (VSL)*	7		159.2	2.0	0	0
Regular Faculty (TLS)*			0.0	0.0	0	0
Part time Faculty/Substitute/Affiliate	13		402.60	0.0	0	0
Admin Staff Members	1		0.0	0.0	0	0
			561.8		0	0

Rating
Equivalent
5 -
Outstanding
4 -
Very Satisf

Note:

* On vacation-sick-leave status. Ratio of Instruction and RDE commitments should be determined based on FTE of 18 units

** On Teacher's Leave status. Minimum FTE required is 18 units

*** Professors and Associate Professors are required to commit RDE outputs (Please Performance Indicators under Research)

MFO No.	MFO Description	Success/Performance Indicator (PI)	Units/Persons Responsible	Jul - Dec Target (2019)	Actual Accomplishments (Jul-Dec)	Rating				Remark
						Quality	Efficiency	Timeliness	Average	

UMFO 1. ADVANCED EDUCATION SERVICES										
OVPI MFO 1. Graduate Degree Program Management Services										
PI 1: Number of graduate degree specializations offered and monitored					1	1	5	5	4	4.67
PI 2: Total FTE monitored					30.00	43.50	5	5	5	5.00
PI 3: Percentage of students who graduated within the prescribed period					0%	14%	1	5	4	3.33
OVPI MFO 2. Graduate Student Management Services										
PI 1: Percentage of graduate students awardee with honors/distinction				MM FACUL TY						
PI 2: Percentage of graduate students advised who rated the adviser/GAC member at least very satisfactory					50%	100%	5	5	5	5.00
PI 3: Percentage of graduate school faculty engaged in research work applied in										
a. Pursuing advanced research degree program										
b. Actively pursuing in the last three years (investigative research, basic and					2	2	5	5	5	5.00
c. Producing technologies for commercialization or livelihood improvement					1	1	5	5	5	5.00
d. whose research work resulted in an extension program										
Total Points:					Total n					28.00
UMFO 2. HIGHER EDUCATION SERVICES										
OVPI MFO 1. Curriculum Program Management Services										
PI 1: Total FTE Monitored					200	518.25	5	5	5	5.00
PI 2: Percentage of undergraduate curricular program compliant to CMO					100%	100%	5	5	5	5.00
PI 3: Average percentage passing in licensure exam						NA	5	5	5	5.00
PI 4: Percentage of first time licensure exam takers who passed the licensure ex					NA	NA	5	5	5	5.00
PI 5: Number of students who graduated within the prescribed period					10	18	5	5	5	5.00
PI 6: Percentage increase in the number of undergraduate students who					0%	40%	5	5	4	4.67
PI 7: Percentage of graduates (two years prior) who are employed and/or pursuing graduate studies				ALL DBM FACUL	0	0	5	5	5	5.00
PI 8: Number of academe/industry linkages established					10	18	5	5	5	5.00
PI 9: Number of thesis/special problems of students:					0	1	5	5	5	5.00
a. Thesis outline/manuscript/ Case studies/ Special Problems/ OJT Narrative reports/ Engineering Projects/ Portfolios approved					18	18	5	5	5	5.00
PI 10: Number of student organizations advised/assisted					1	5	5	5	5	5.00
PI 11: Number of instructional materials developed/revised										
a. OBE - compliant syllabi					5	11	5	5	5	5.00
b. Teaching guides/Student guides/Laboratory Manuals					1	3	5	5	5	5.00

	PI 1: Number of trainees weighted by the length of training	DBM FACUL TY	60	570	5	5	5	5.00	
	PI 2: Number of trainings conducted		1	14	5	5	5	5.00	
	PI 3: Number of IEC materials/techno-guides developed/used		1	5	5	5	5	5.00	
	PI 4: Number of beneficiaries served								
	Groups		1	18	5	5	5	5.00	
	Individuals		75	981	5	5	5	5.00	
	PI 5: Number of technical/expert services provided/rendered								
	Research Mentoring		1	6	5	5	5	5.00	
	Peer reviewers/Panelists								
	Resource Person		2	6	5	5	5	5.00	
	Convenor/Organizer		1	8	5	5	5	5.00	
	Consultancy		1	1	5	4	5	4.67	
	Evaluator		2	2	5	5	5	5.00	
	PI 6: Number of extension projects conducted		0	1	5	5	5	5.00	
	PI 7: Number of extension proposals submitted		1	1	5	5	4	4.67	
	PI 8: Number of extension proposal approved		0	1	5	5	5	5.00	
	PI 9: Amount of extension money generated from external funding (Thousand PhP)								
	PI 10: Amount of extension money generated from institutional funding (Thousar		0	50,000	5	5	5	5.00	
	PI 11: Percentage of beneficiaries who rated the training course and advisory		50%	100%	5	5	5	5.00	
	PI 12: Number of extension-related awards (extension conducted by faculty or								
	Total Points					Total n:		74.33	
UMFO 5. SUPPORT TO OPERATIONS (STO)									
OVPI MFO 1. Faculty Development Services									
	PI 1: Number of faculty pursuing advanced degree programs		1	4	5	5	5	5.00	
OVPI MFO 2. Faculty Recruiting/Hiring Services									
	PI 2: Number of faculty recruited/aligned with university RSP policy and competency-based HRM		2	6	5	5	5	5.00	
OVPI MFO 3. Faculty Evaluation Services									
	PI 3: Number of seminars/trainings/ conventions/workshops organized/ coordinated for the entire university								
	PI 4: Number of seminars/trainings/conventions/workshops outside the university		0	9	5	5	5	5.00	
	PI 5: Percentage of faculty rated by students with at least very satisfactory rating of the subjects evaluated		70%	100%	5	5	5	5.00	
	PI 6: Number of college/department - level seminars/trainings/workshops/reviews conducted/attended/facilitated		1	3	5	5	5	5.00	

	PI 1: Number of degree programs which passed accreditation/evaluation at least	1	2	5	5	5	5.00	
	PI 2: Degree program compliant with CHED requirements	1	2	5	5	5	5.00	
	PI 2. QMS on faculty recruitment, development							
	Total Points					Total n:	35.00	
UMFO 6. GENERAL ADMINISTRATION & SUPPORT SERVICES								
	PI 1. Number of Risk Assessment/Review conducted							
	PI 2. Number of risks identified							
	PI 3. Number of risks addressed/minimized							
	PI 4: Number of legitimate complaints received							
	PI 5: Percentage of complaints indicated in PI 4, if any, addressed within the prescribed period							
	PI 6. ADDITIONAL OUPUTS* (In instruction, research, extension, production, a							
	Total Points					Total n:	0.00	
	* The Additional Outputs is considered as one (1) PI only under UMFO 6 . Entry (ies) may just be enu							
	Total Points					Total n:	277.00	
	Total No. of Entries:					56		
	Total Over-all Rating					277.00		
	Average Rating					4.95		
	Adjectival Rating					Outstanding		


Received by:


Calibrated by:

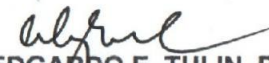
Recommending Approval:

Approved:


DILBERTO O. FERRAREN, PhD
 Planning Officer
 Vice President for Planning, Resource Generation and External Affairs
 Date: _____


REMBERTO A. PATINDOL
 Chairman, PMT
 Date: _____


BEATRIZ S. BELONIAS, Ph.D.
 Vice Pres. for Instruction
 Date: _____


EDGARDO E. TULIN, Ph.D. *ST*
 University President
 Date: _____