



VISAYAS
STATE UNIVERSITY

Department of Biotechnology
College of Arts and Sciences
Visca, Baybay City, 6521-A, Leyte, Philippines
Telefax: none
Email: biotech@vsu.edu.ph
website: www.vsu.edu.ph

OFFICE PERFORMANCE COMMITMENT & REVIEW (OPCR)

I, MA. THERESA P. LORETO, Head of the Department of Biotechnology, commits to deliver and agree to be rated on the attainment of the following accomplishments in accordance with the indicated measures for the period July to December 2019.

with her
MA. THERESA P. LORETO
Head, Biotech
Date: _____

[Signature]
CANDELARIO L. CALIBO
Dean, CAS
Date: _____

INFORMATION ON PERSONNEL FULL-TIME TEACHING EQUIVALENT (FTE):

Personnel	Number (1)	Min. FTE (2)	Total FTE (1x2)	RDE Commitments***		
Department Head	1	4	4.0	Research	Publication	Extension
Faculty w/ Univ. Designated Position	0	2.5	0.0	0	0	0
Regular Faculty (VSL)*	0	12	0.0	0	0	0
Regular Faculty (TLS)*	0	18	0.0	0	0	0
Part time Faculty	0	actual	0.0	0	0	0
Admin Staff Members	0	0	0.0	0	0	0
TOTAL:			4.0	0	0	0

Note:

- * On vacation-sick-leave status. Ratio of Instruction and RDE commitments should determined based on FTE of 18 units
** On Teacher's Leave status. Minimum FTE required is 18 units
*** Professors and Associate Professors are required to commit RDE outputs (Please Performance Indicators under Research (UMFO 3) and extension (UMFO 4)

Rating
Equivalents:
5 - Outstanding
4 - Very Satisfactory
3 - Satisfactory
2 - Fair
1 - Poor

MFO No.	MFO Description	Success/Performance Indicator (PI)	Units/Persons Responsible	Target	Actual Accomplishments	Rating				Remark
						Quality	Efficiency	Timeliness	Average	
UMFO 1.	ADVANCED EDUCATION SERVICES									
	OVPI MFO 1. Graduate Degree Program Management Services									

RECEIVED
16 JAN 2020
OPCR/CA

	PI 1: Number of graduate degree specializations offered and monitored									
	PI 2: Total FTE monitored									
	PI 3: Percentage of students who graduated within the prescribed period									
	OVPI MFO 2. Graduate Student Management Services									
	PI 1: Percentage of graduate students awarded with honors/distinction									
	PI 2: Percentage of graduate students advised who rated the adviser/GAC member at least very satisfactory									
	PI 3: Percentage of graduate school faculty engaged in research work applied in any of the following:									
	a. Pursuing advanced research degree program									
	b. Actively pursuing in the last three years (investigative research, basic and applied scientific									
	c. Producing technologies for commercialization or livelihood improvement									
	d. whose research work resulted in an extension									
	Total Points:				Total n:	0			0.00	
UMFO 2.	HIGHER EDUCATION SERVICES									
	OVPI MFO 1. Curriculum Program Management Services									
	PI 1: Total FTE Monitored	Head	4.00	4.80	5	5	5	5	5.00	MTPL
	PI 2: Percentage of undergraduate curricular program compliant to CMO approved and offered									
	PI 3: Average percentage passing in licensure exam									
	PI 4: Percentage of first time licensure exam takers who passed the licensure exam									
	PI 5: Number of students who graduated within the prescribed period									
	PI 6: Percentage increase in the number of undergraduate students who graduated within prescribed period									
	PI 7: Percentage of graduates (two years prior) who are employed and/or pursuing graduate studies	All Faculty Members	82%	100%	5	5	5	5	5.00	BS Biotech


	PI 8: Number of academe/industry linkages established	All Faculty Members	1	1	5	5	5	5.00	DA-Biotech Scholarship Grant to Visayas State University
	PI 9: Number of thesis/special problems of students:								
	a. Thesis outline/manuscript/ Case studies/ Special Problems/ OJT Narrative reports/ Engineering Projects/ Portfolios approved	All Faculty Members	2	0	3	3	3	3.00	
	PI 10: Number of student organizations advised/assisted	All Faculty Members	1	1	5	5	5	5.00	VSU Biotechnological Society
	PI 11: Number of instructional materials developed/revised								
	a. OBE - compliant syllabi	All Faculty Members	1	0	3	3	3	3.00	
	b. Teaching guides/Student guides/Laboratory Manuals	All Faculty Members	1	5	5	5	5	5.00	Btec 21, Btec 22n, Btec 111, Btec 141, Btec 149
	c. Complete sets of teacher-developed audio visual materials (powerpoints, videos, computer games, etc)	All Faculty Members	1	5	5	5	5	5.00	Btec 21, Btec 22n, Btec 111, Btec 141, Btec 149
	d. On-line interactive learning resources per subject	All Faculty Members	1	5	5	5	5	5.00	Btec 21, Btec 22n, Btec 111, Btec 141, Btec 149
	PI 12: Number of instruction-related awards								
	<i>Periodic Revision of OBE Syllabi</i>								
	<i>Submission of Student Performance Based on</i>								
	<i>Group Consultation of Student Advisees by their academic adviser</i>	All Faculty Members	1	2	5	5	5	5.00	BS Biotech
	Number of National Student awards								
	Number of honor graduates								
	Total Points			Total n:	10			46.00	
UMFO 3.	RESEARCH SERVICES								
	PI 1. Number of research proposals submitted								
	PI 2. Number of research proposals approved								
	PI 3. Number of research studies conducted								

	P1 4. Number of research projects/studies completed within the year								
	P1 5. Number of research papers (oral presentation, posters, keynote speaker, plenary speaker) presented in regional/national/ int'l scientific/professional fora and conferences								
	<i>In int'l fora/conferences</i>								
	<i>In nat'l fora/conferences</i>								
	<i>In reg'l fora/conferences</i>								
	<i>In institutional fora/conferences</i>								
	P1 6. Number of paper submitted for publication in internationally indexed journals								
	P1 7. Number of published papers in peer-reviewed journals								
	<i>In refereed int'l journals</i>								
	<i>In refereed nat'l journals</i>								
	<i>In institutional journals</i>								
	P1 8. Number of patents/Utility Models/copyrights filed and registered								
	P1 9. Amount of research money generated from external funding (Million PHP)								
	P1 10. Amount of research money generated from institutional funding (Thousand PHP)								
	P1 11. Number of research outputs in the last three years utilized by the industry or other beneficiaries								
	P1 12. Number of research-related awards (research conducted by faculty or students with faculty)								
	Total Points					Total n:	0	0.00	
UMFO 4.	EXTENSION SERVICES								
	P1 1: Number of trainees weighted by the length of training								
	P1 2: Number of trainings conducted								
	P1 3: Number of IEC materials/techno-guides developed/used								
	P1 4: Number of beneficiaries served								
	<i>Groups</i>								


[illegible]


	PI 4: Number of seminars/trainings/conventions/workshops outside the university	All Faculty Members	1	1	5	5	5	5	5.00	International Union of Biochemistry & Molecular Biology Education Conference 2019 and 46th Philippine Society of Biochemistry & Molecular Biology Annual Convention
	PI 5: Percentage of faculty rated by students with at least very satisfactory rating of the subjects evaluated									
	PI 6: Number of college/department - level seminars/trainings/workshops/reviews conducted/attended/facilitated	All Faculty Members	2	1	3	3	3	3	3.00	Lifeline Diagnostics Inc., (Lifeline) Product Presentation & Demonstration
OVPI MFO 4. Program and Institutional Accreditation Services										
	PI 1: Number of degree programs which passed accreditation/evaluation at least level 1	All Faculty Members	1	1	5	5	5	5	5.00	BS Biotech
	PI 2: Degree program compliant with CHED requirements	All Faculty Members	1	1	5	5	5	5	5.00	BS Biotech
	Total Points			Total n:		5			23.00	
UMFO 6. GENERAL ADMINISTRATION & SUPPORT SERVICES										
	PI 1. Number of Risk Assessment/Review conducted	All Faculty Members	1	1	5	5	5	5	5.00	
	PI 2. Number of risks identified	All Faculty Members	15	25	5	5	5	5	5.00	
	PI 3. Number of risks addressed/minimized	All Faculty Members	10	10	5	5	5	5	5.00	
	PI 4: Number of legitimate complaints received	All Faculty Members	0	0	5	5	5	5	5.00	
	PI 5: Percentage of complaints indicated in PI 4, if any, addressed within the prescribed period	All Faculty Members	0%	0%	5	5	5	5	5.00	
	PI 6. ADDITIONAL OUPUTS* (In instruction, research, extension, production, and/or administration not found in the original commitment)	Dept. Head	Request for purchase of new equipment- 1	1	5	5	5	5	5.00	
		Dept. Head & All Faculty Members	Personal Follow up for purchase/job request- 1	3	5	5	5	5	5.00	

		Dept. Head & All Faculty Members	Constant personal follow up of the completion of the building(once every month)- 3	5	5	5	5	5.00	
	* The Additional Outputs is considered as one (1) PI only under UMFO 6. Entry (ies) may just be enumerated accordingly.								
	Total Points			Total n:		8		40.00	
	Total No. of Entries:					23			
	Total Over-all Rating					109.00			
	Average Rating					4.74			
	Adjectival Rating					Outstanding			

Received by: 
 Planning Officer
 Date: _____

Calibrated by: 
REMBERTO A. PATINDOL, Ph.D.
 Chairman, PMT
 Date: _____

Recommending Approval: 
BEATRIZ S. BELONIAS, Ph.D.
 Vice Pres. for Instruction
 Date: _____

Approved: 
EDGARDO E. TULIN, Ph.D.
 University President
 Date: _____